



US00D786509S

(12) **United States Design Patent** (10) **Patent No.:** **US D786,509 S**
Lilenthal et al. (45) **Date of Patent:** **** May 9, 2017**

(54) **WELDING HELMET HAVING A BUTTON**

3,994,022 A * 11/1976 Villari A42B 3/121
2/413

(71) Applicant: **3M INNOVATIVE PROPERTIES COMPANY**, St. Paul, MN (US)

D317,177 S * 5/1991 Wandenberg-

Boschetti 402/80 R

5,083,320 A * 1/1992 Halstead A42B 3/122

2/413

(72) Inventors: **Niklas Lilenthal**, Djura (SE); **Martin L. E. Birath**, Lidingo (SE); **Oskar E. Juhlin**, Gustavsberg (SE)

5,326,356 A * 7/1994 Della Valle A61F 2/105

424/422

6,106,915 A * 8/2000 Ruben B42F 3/006

402/79

(73) Assignee: **3M Innovative Properties Company**, St. Paul, MN (US)

6,537,644 B1 * 3/2003 Kauschke B32B 5/26

428/102

D482,502 S 11/2003 Huh

(Continued)

(**) Term: **14 Years**

FOREIGN PATENT DOCUMENTS

(21) Appl. No.: **29/500,770**

CN 3366019 4/2004

CN 300779835 5/2008

(22) Filed: **Aug. 28, 2014**

(Continued)

(51) **LOC (10) Cl.** **29-02**

(52) **U.S. Cl.**

USPC **D29/122**

(58) **Field of Classification Search**

USPC D29/100, 102, 105, 106, 107, 108, 110,

D29/122; D24/110.1, 110.2, 110.3;

D8/323, 367, 368, 371; D7/553.2, 553.3;

D5/61; D11/26, 200, 208, 222, 228, 3, 4

CPC .. A42B 3/225; A42B 3/18; A42B 3/20; A42B

3/32; A42B 3/322; A42B 3/324; A42B

3/326; A42B 3/328; F41H 1/04; F41H

1/06; F41H 1/08; A41B 3/00; A61F 9/06;

A61F 9/061; A61F 9/062; A61F 9/064;

A63B 71/10; A63B 71/08; A63B 71/081;

A63B 2071/105

See application file for complete search history.

(56) **References Cited**

U.S. PATENT DOCUMENTS

2,705,686 A * 4/1955 Petterson D04H 1/66

428/198

3,849,801 A * 11/1974 Holt A42B 3/121

2/413

Primary Examiner — Elizabeth J Oswecki

(57) **CLAIM**

The ornamental design for a welding helmet having a button, as shown and described.

DESCRIPTION

FIG. 1 is a perspective view of a welding helmet having a button showing our new design;

FIG. 2 is a front view thereof;

FIG. 3 is a top view thereof;

FIG. 4 is a right side view thereof;

FIG. 5 is a left side view thereof;

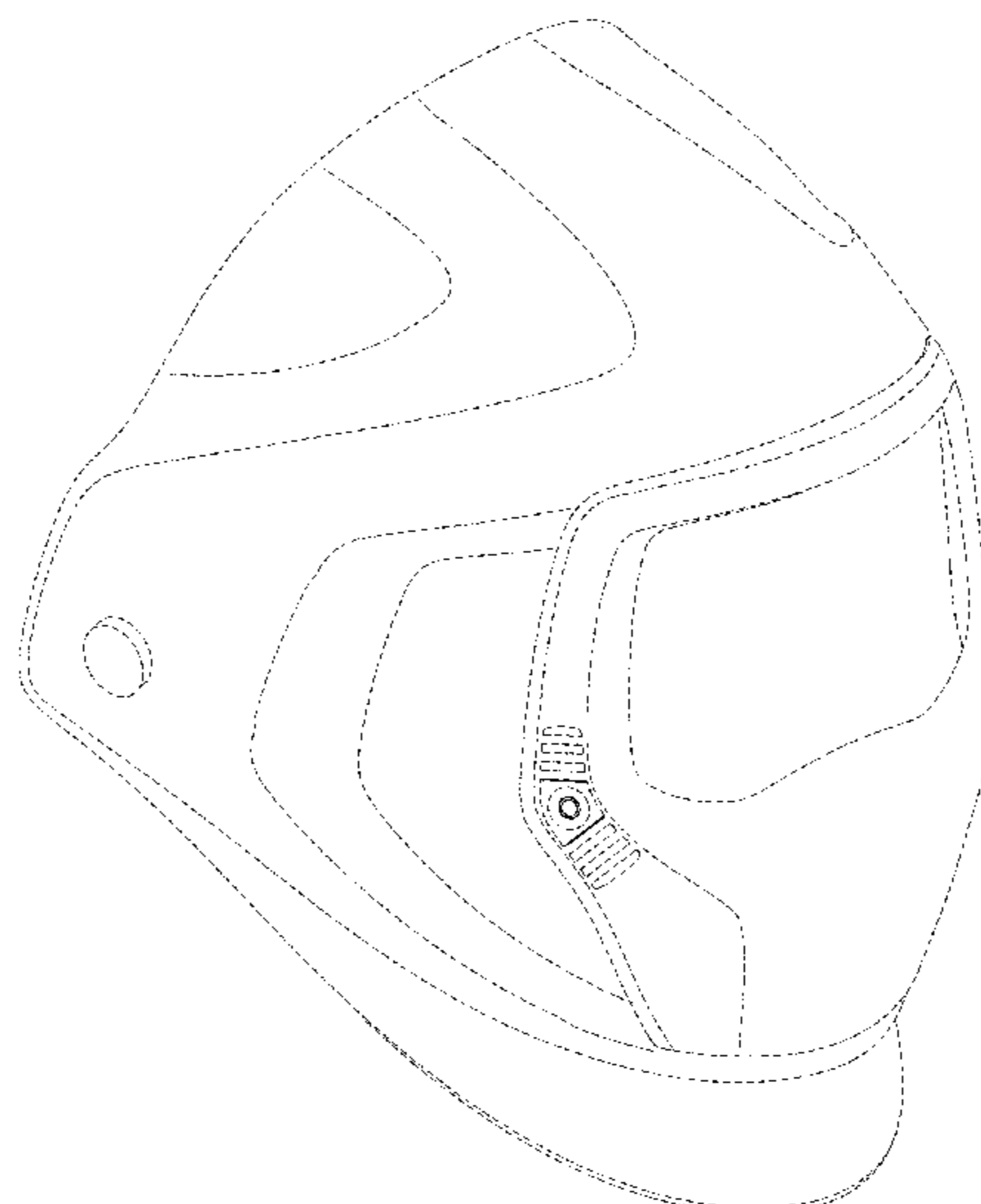
FIG. 6 is a rear view thereof; and,

FIG. 7 is a bottom view thereof.

The claim is directed to the double center circle and the two outer solid lines only, and not to the surrounding space.

Broken lines form no part of the claimed design, and any shading is provided to illustrate contour only and is not an indication of texture, gloss, etc.

1 Claim, 7 Drawing Sheets



(56)

References Cited

U.S. PATENT DOCUMENTS

6,934,985 B2 * 8/2005 Sanders A47G 9/0207
5/413 R
7,200,871 B1 * 4/2007 Carlson A41D 13/0012
2/102
D551,961 S 10/2007 Huh
D566,341 S * 4/2008 Verhaeghe D29/122
D594,600 S 6/2009 Huh
D616,154 S * 5/2010 Daniel D29/122
D631,614 S * 1/2011 Renaud-Goud D29/122
D640,012 S 6/2011 Marin
D650,529 S * 12/2011 Blackford D29/101.1
8,133,824 B2 * 3/2012 Harber A41D 1/04
156/209
8,617,685 B2 * 12/2013 Yamada A47L 13/16
15/208
D702,445 S * 4/2014 Boyle D5/61

8,856,972 B2 * 10/2014 Kirshon A42B 3/12
2/413
D743,633 S * 11/2015 Harrell D29/122
D746,000 S * 12/2015 Daniels D29/122
D747,561 S * 1/2016 Daniels D29/122
2006/0002148 A1 * 1/2006 Kim G02B 6/0018
362/615
2007/0144221 A1 * 6/2007 Sytz D04B 1/18
66/171

FOREIGN PATENT DOCUMENTS

CN	301107392	1/2010
CN	302499333	7/2013
CN	302581552	9/2013
CN	302697087	12/2013
CN	302697088	12/2013
CN	302705873	1/2014
KR	300549977	1/2010

* cited by examiner

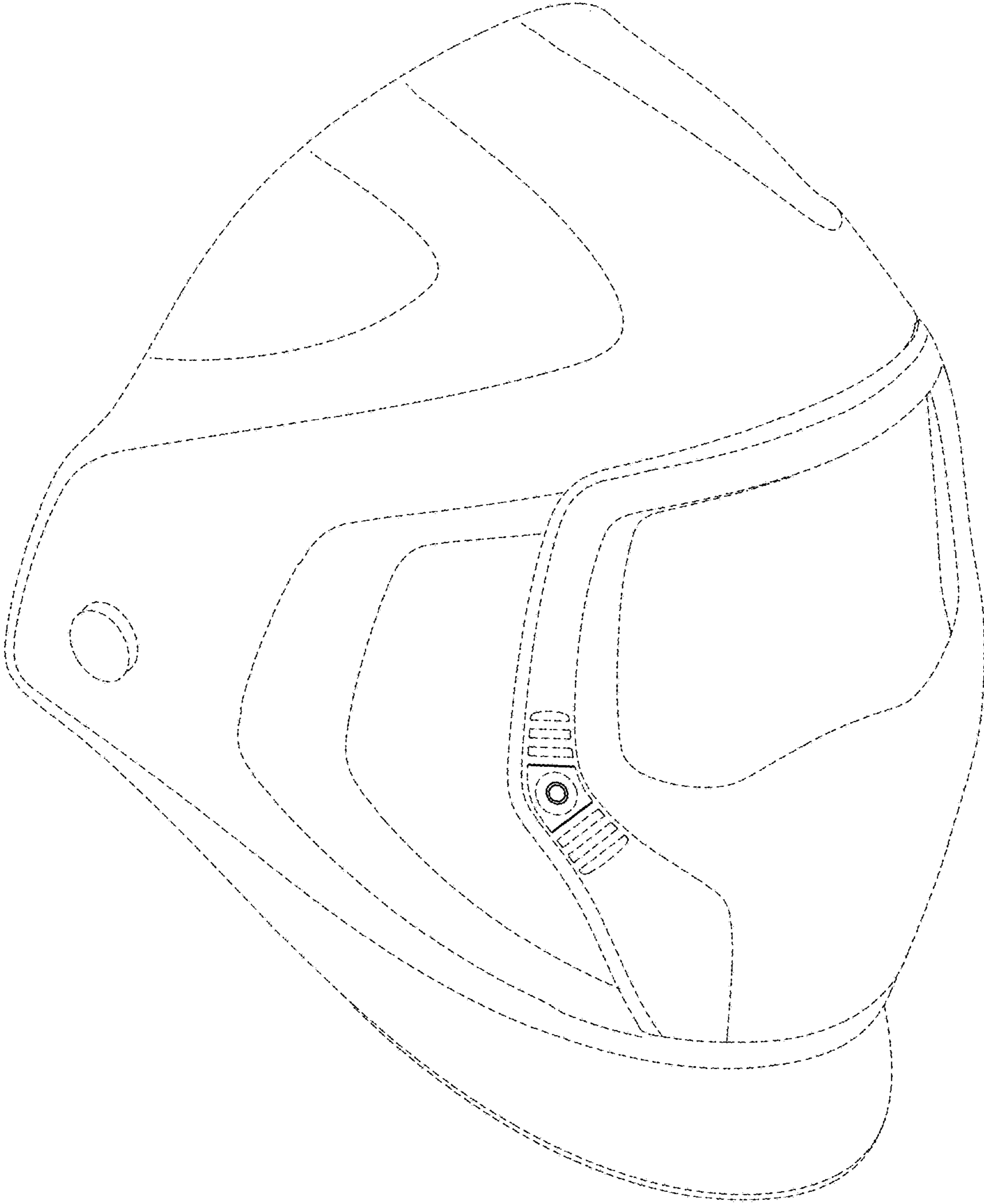


FIG. 1

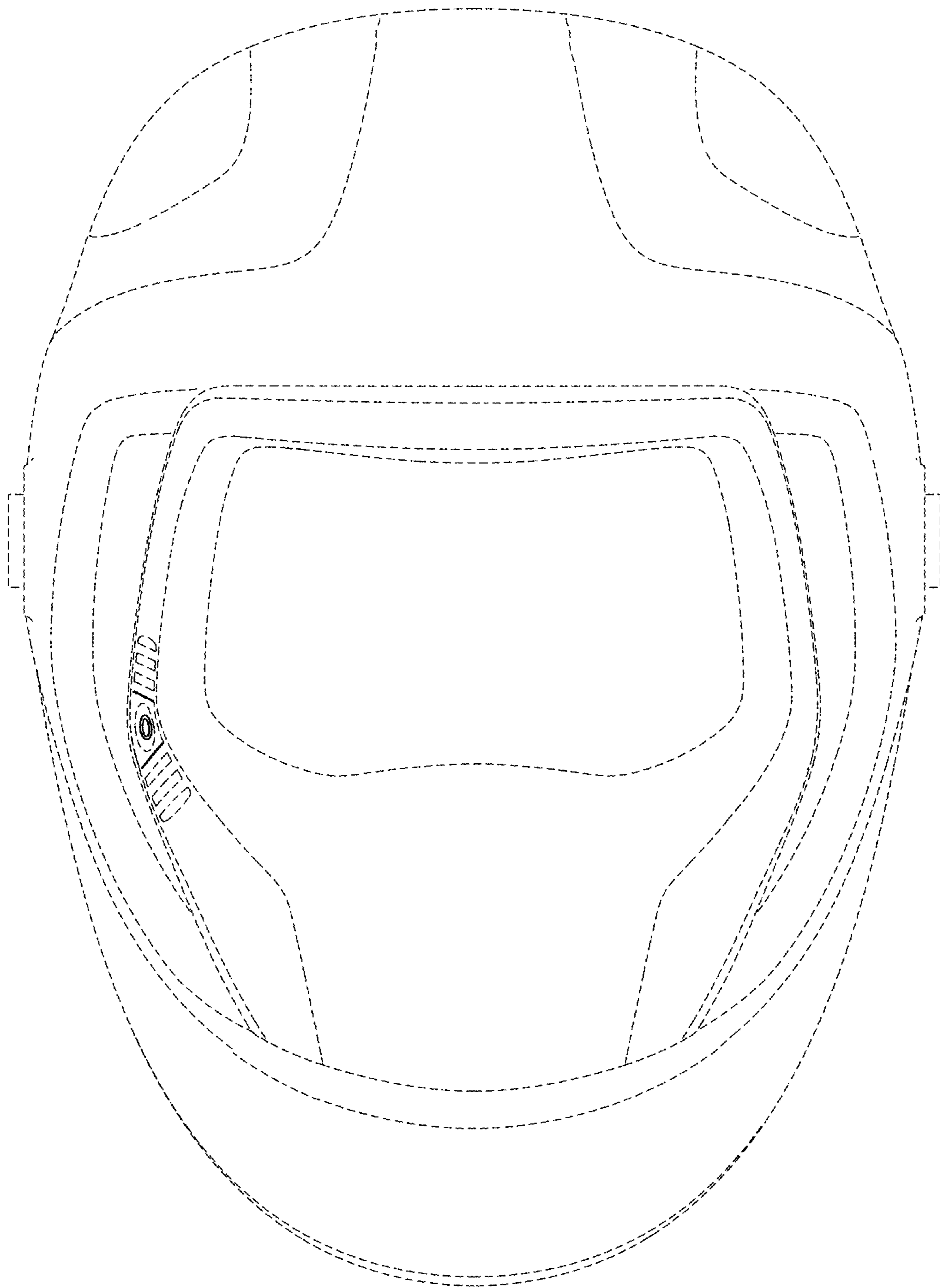


FIG. 2

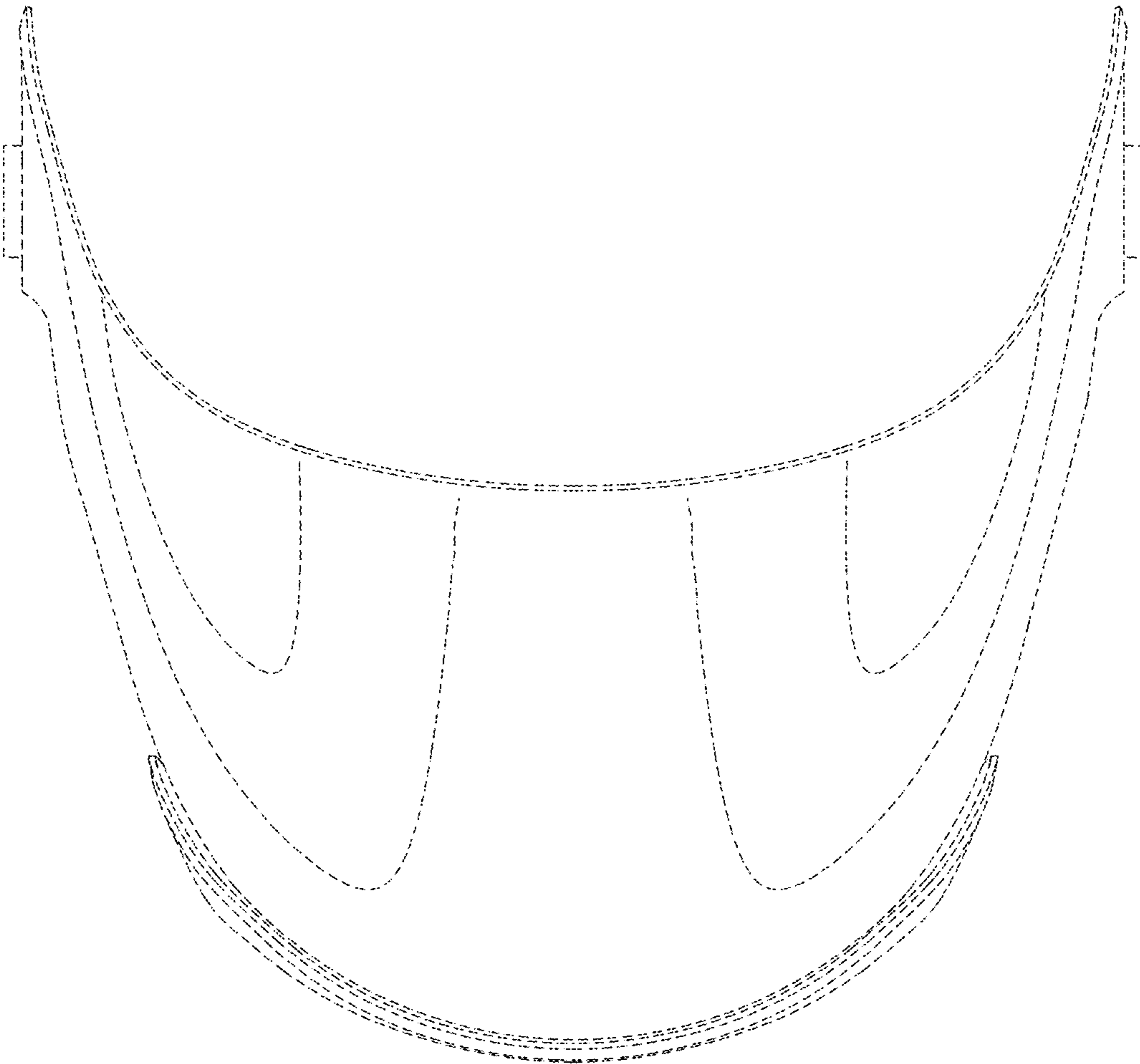


FIG. 3

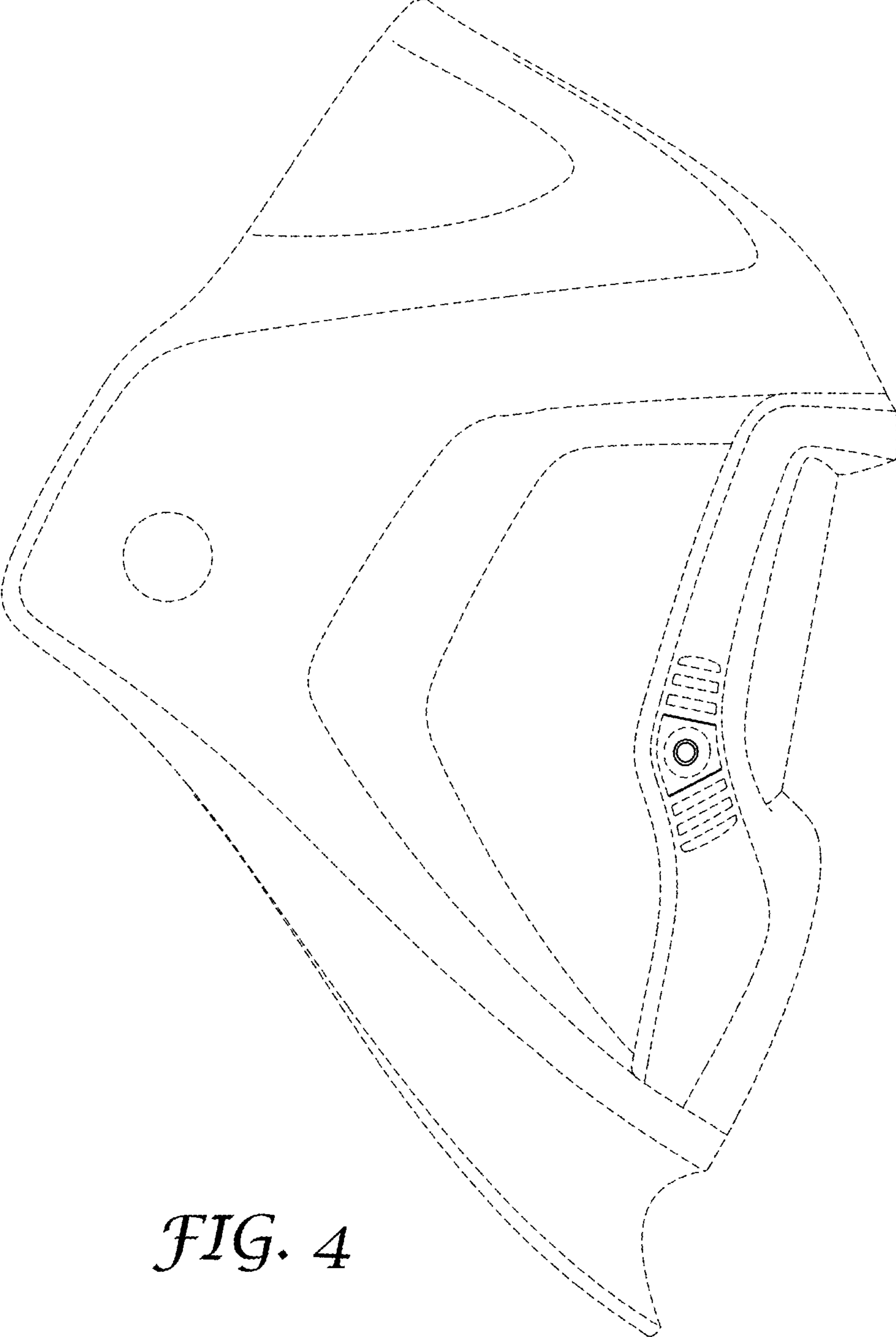


FIG. 4

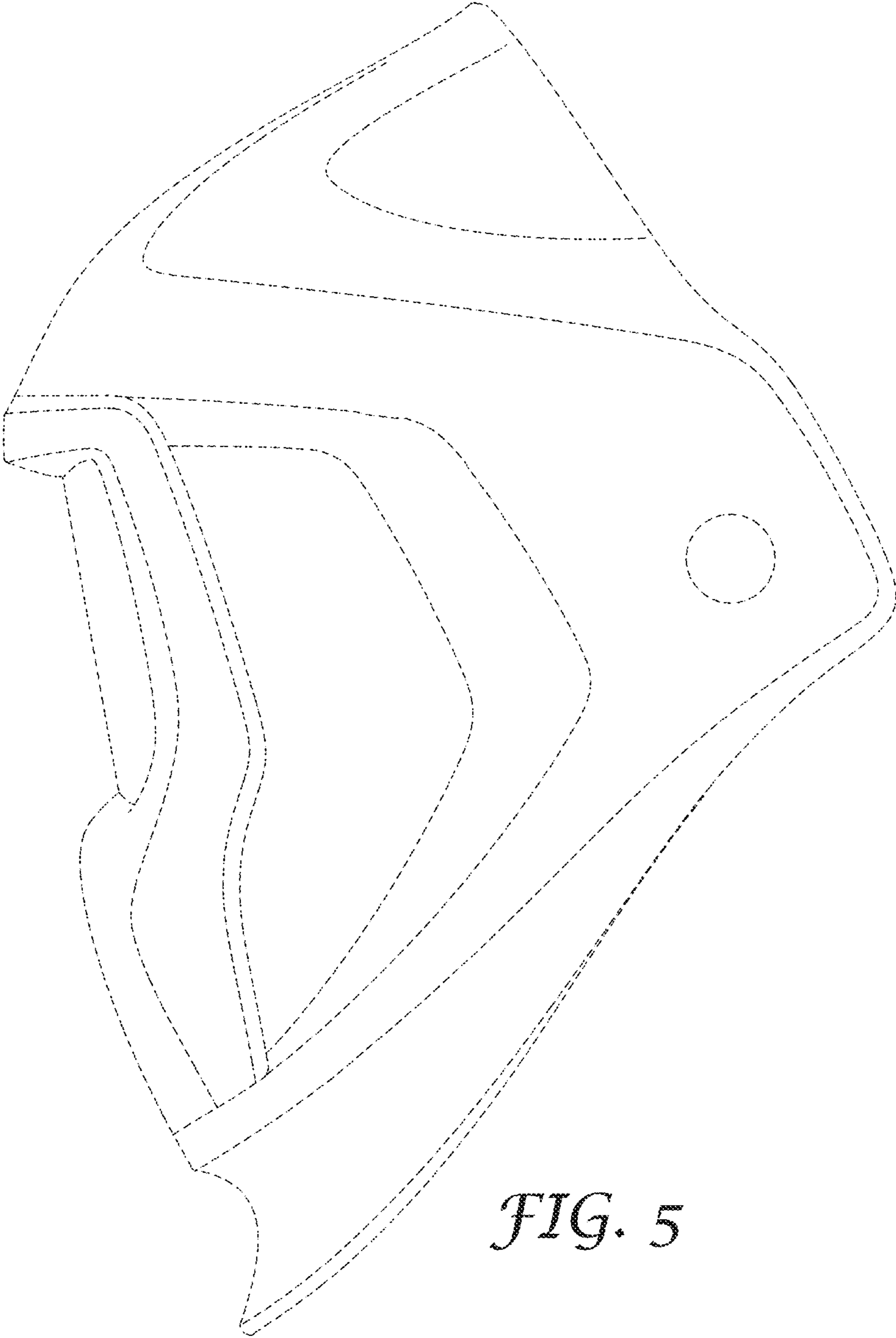


FIG. 5

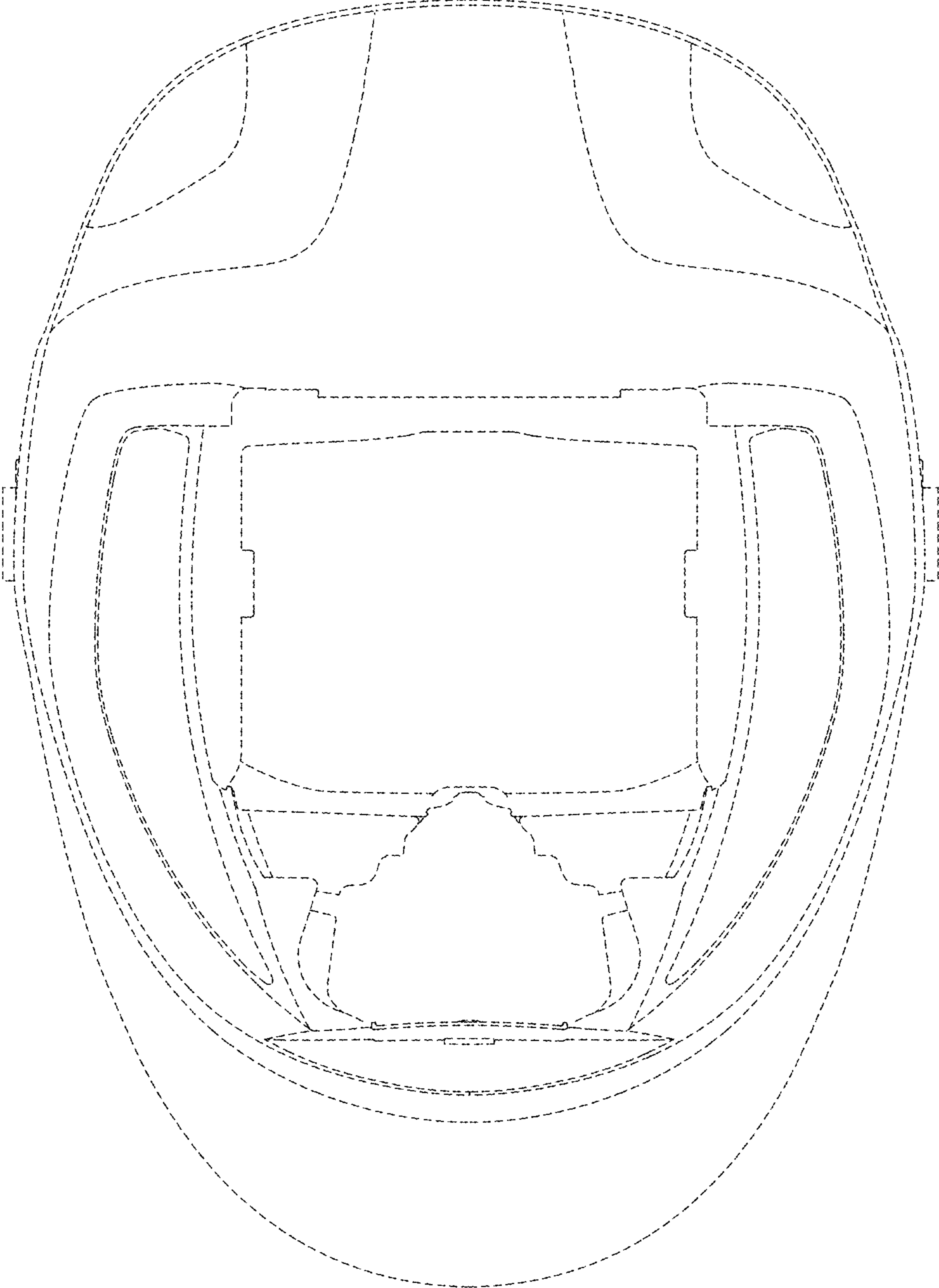


FIG. 6

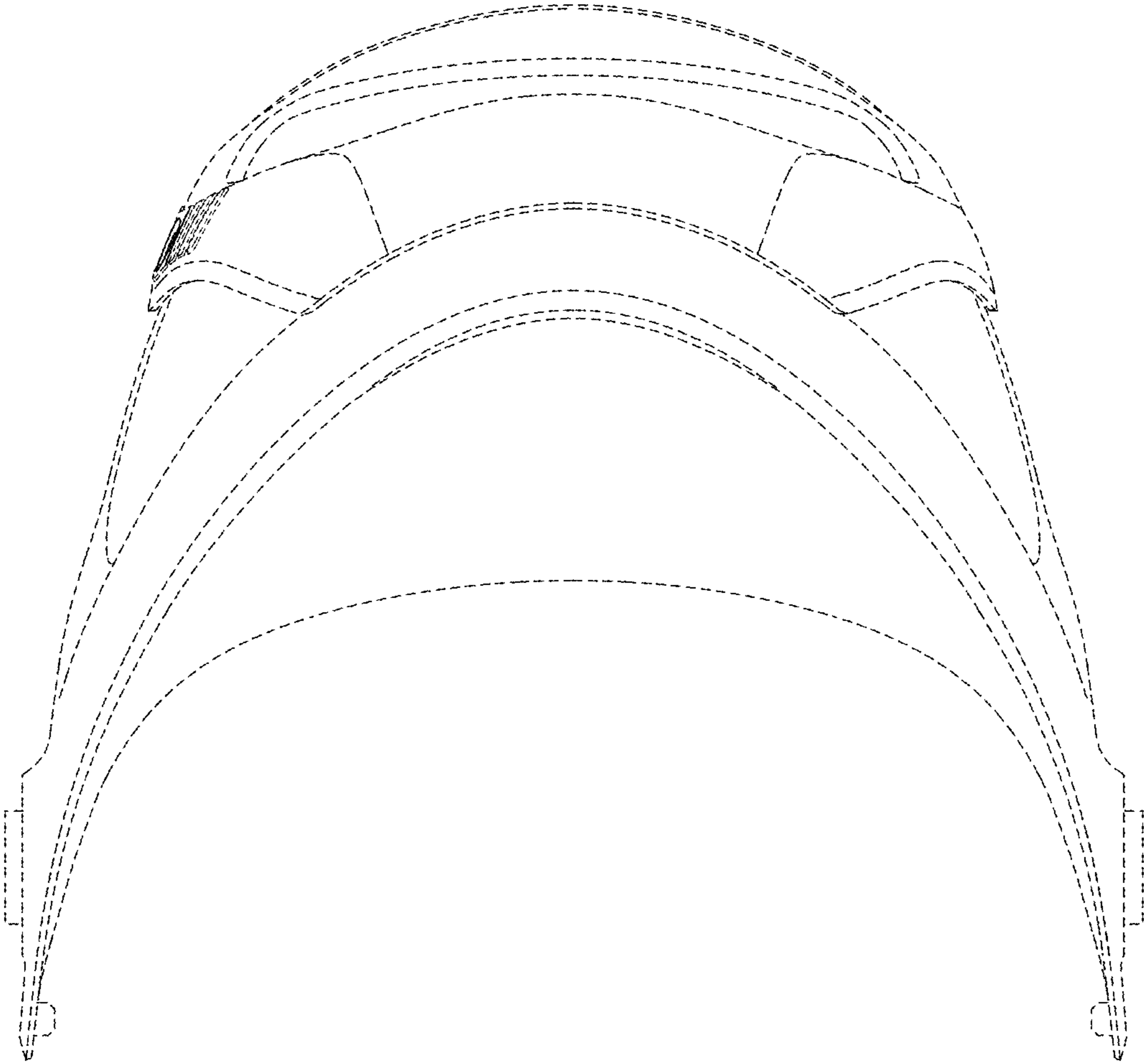


FIG. 7