



US00D786487S

(12) **United States Design Patent**
Reynolds

(10) **Patent No.:** **US D786,487 S**

(45) **Date of Patent:** **** May 9, 2017**

- (54) **HORTICULTURE GROW LIGHT**
- (71) Applicant: **IP Holdings, LLC**, Vancouver, WA (US)
- (72) Inventor: **Christopher Reynolds**, Vancouver, WA (US)
- (73) Assignee: **IP Holdings, LLC**, Vancouver, WA (US)
- (**) Term: **15 Years**
- (21) Appl. No.: **29/577,170**
- (22) Filed: **Sep. 9, 2016**

Related U.S. Application Data

- (63) Continuation of application No. 29/538,396, filed on Sep. 3, 2015, now Pat. No. Des. 770,082.
- (51) **LOC (10) Cl.** **29-99**
- (52) **U.S. Cl.**
USPC **D26/118**
- (58) **Field of Classification Search**
USPC ... D26/9, 10, 12, 13, 15, 16, 24, 51, 61, 72, D26/76, 80, 81, 85, 86, 88, 90, 113, 118, D26/119, 120, 122, 128, 129, 138, 143, D26/144
CPC B60Q 1/04; B60Q 1/26; F21S 8/026; F21S 8/04; F21V 21/02; F21V 29/004; F21V 21/04; F21V 29/2212; F21V 7/22; F21V 29/83; F21V 37/002; F21V 7/00; F21L 19/00; F23D 11/443; F21Y 2101/02; A61L 9/037
See application file for complete search history.

(56) **References Cited**

U.S. PATENT DOCUMENTS

- 32,722 A 7/1861 Schmidlin
- 1,547,026 A 7/1925 Canney

- 1,873,310 A 8/1932 Doane
- D123,768 S 12/1940 Scribner
- 2,242,590 A 5/1941 Marcel
- D213,391 S 2/1969 Bruno
- 4,028,542 A 6/1977 McReynolds, Jr.
- D259,738 S 6/1981 Boschetti
- D266,578 S 10/1982 Moshier
- 4,446,506 A 5/1984 Larson
- 4,855,884 A 8/1989 Richardson
- D311,597 S 10/1990 Poot
- 5,199,784 A 4/1993 Hempleman
- D342,273 S 12/1993 Couch
- 5,440,470 A 8/1995 Ly
- D373,132 S 8/1996 Baillie-Hamilton

(Continued)

Primary Examiner — Brian N Vinson

(74) *Attorney, Agent, or Firm* — J. Douglas Wells

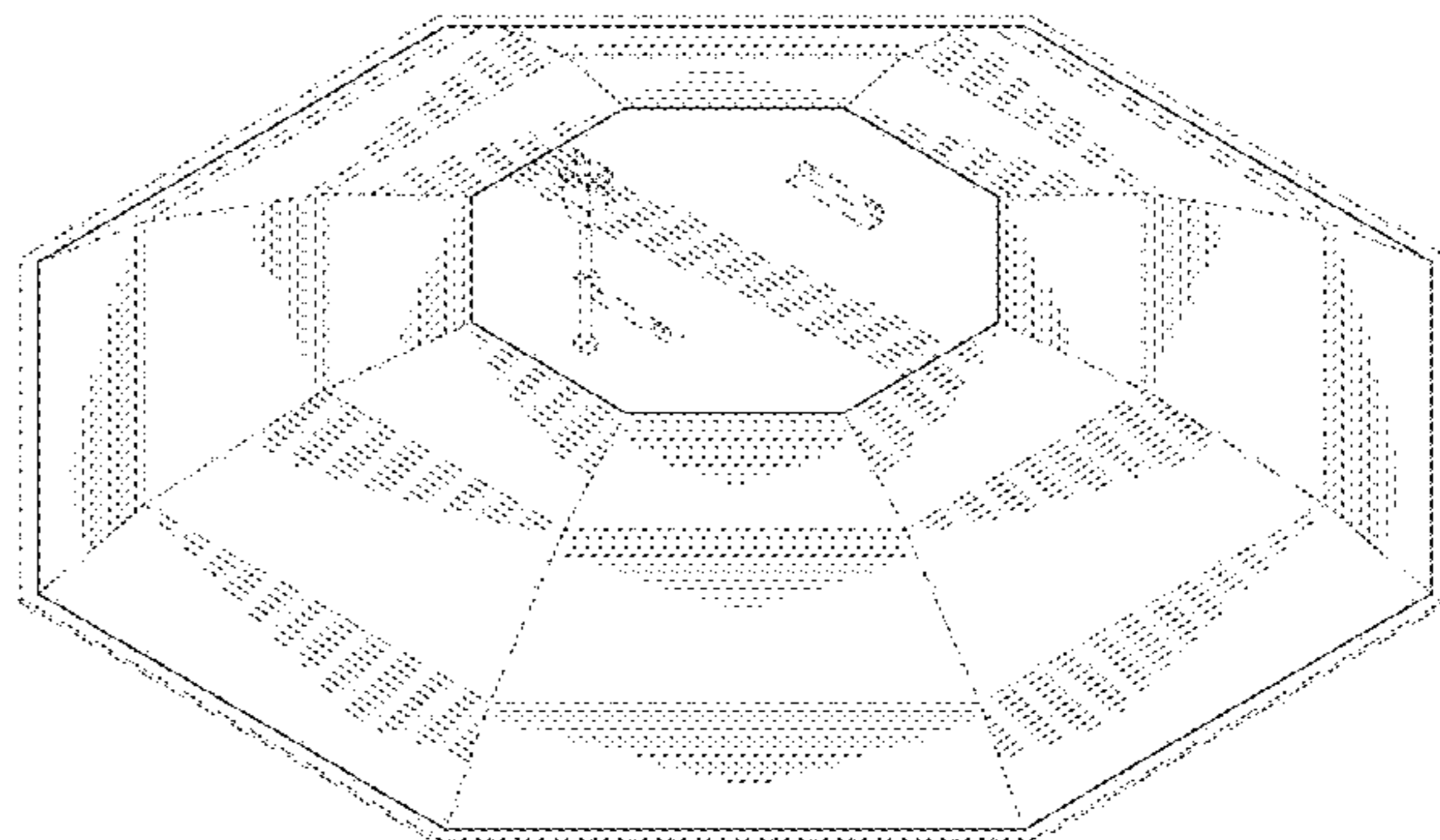
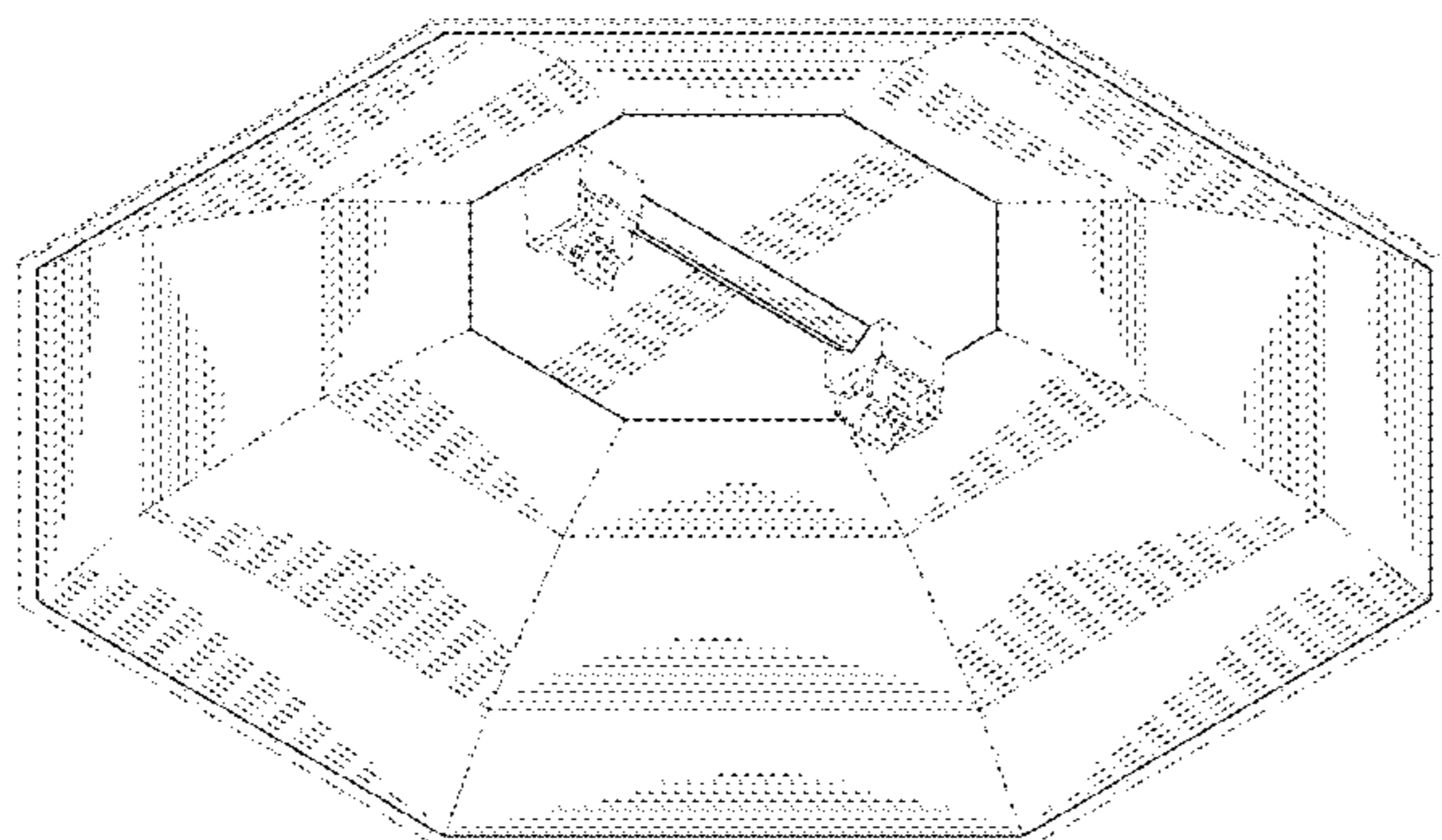
(57) **CLAIM**

The ornamental design for a horticulture grow light, as shown and described.

DESCRIPTION

FIG. 1 is a perspective view of a horticulture grow light, as viewed from below, showing my new design;
 FIG. 2 is a perspective view of the light shown in FIG. 1, as viewed from above;
 FIG. 3 is a left side view of the light shown in FIG. 1;
 FIG. 4 is a right side view of the light shown in FIG. 1;
 FIG. 5 is a front elevation view of the light shown in FIG. 1;
 FIG. 6 is a rear elevation view of the light shown in FIG. 1;
 FIG. 7 is a bottom plan view of the light shown in FIG. 1; and,
 FIG. 8 is a top plan view of the light shown in FIG. 1.
 The broken-line disclosure shown in the views is understood to represent portions of the article in which the claimed design is embodied, but which form no part of the claimed design.

1 Claim, 6 Drawing Sheets



(56)

References Cited

U.S. PATENT DOCUMENTS

D389,270 S 1/1998 Malmsten
 D394,124 S 5/1998 Mackert
 D400,289 S 10/1998 Wardenburg
 5,938,317 A 8/1999 Thornton
 6,024,468 A 2/2000 Kassay
 D422,737 S 4/2000 Orozco
 D428,516 S * 7/2000 Reo D26/118
 6,152,579 A 11/2000 Reed
 D447,272 S * 8/2001 Smith D26/118
 D456,938 S * 5/2002 Wardenburg D26/118
 6,595,662 B2 7/2003 Wardenburg
 6,908,212 B2 6/2005 Schultz
 D543,652 S * 5/2007 Hargreaves D26/118
 D544,987 S 6/2007 Hargreaves
 D544,995 S * 6/2007 Hargreaves D26/118
 D545,484 S * 6/2007 Hargreaves D26/118
 D545,485 S * 6/2007 Hargreaves D26/118
 D545,994 S 7/2007 Hargreaves

D614,801 S * 4/2010 Collins D26/118
 D634,060 S * 3/2011 Wardenburg D26/118
 D634,469 S * 3/2011 Hargreaves D26/118
 D675,369 S * 1/2013 Michaud D26/118
 D693,959 S * 11/2013 Boyer D26/118
 D698,986 S * 2/2014 Reynolds D26/118
 8,905,575 B2 * 12/2014 Durkee F21V 7/0008
 362/218
 D731,701 S * 6/2015 Hargreaves D26/118
 D732,235 S * 6/2015 Reynolds D26/118
 D732,236 S * 6/2015 Reynolds D26/118
 D736,450 S * 8/2015 Reynolds D26/118
 D740,486 S * 10/2015 Stanley D26/118
 D747,029 S * 1/2016 Reynolds D26/118
 D748,849 S * 2/2016 Stanley D26/118
 D750,316 S * 2/2016 Reynolds D26/118
 D751,244 S * 3/2016 Reynolds D26/118
 D751,247 S * 3/2016 Reynolds D26/118
 D770,082 S 10/2016 Reynolds
 2002/0141195 A1 10/2002 Peter

* cited by examiner

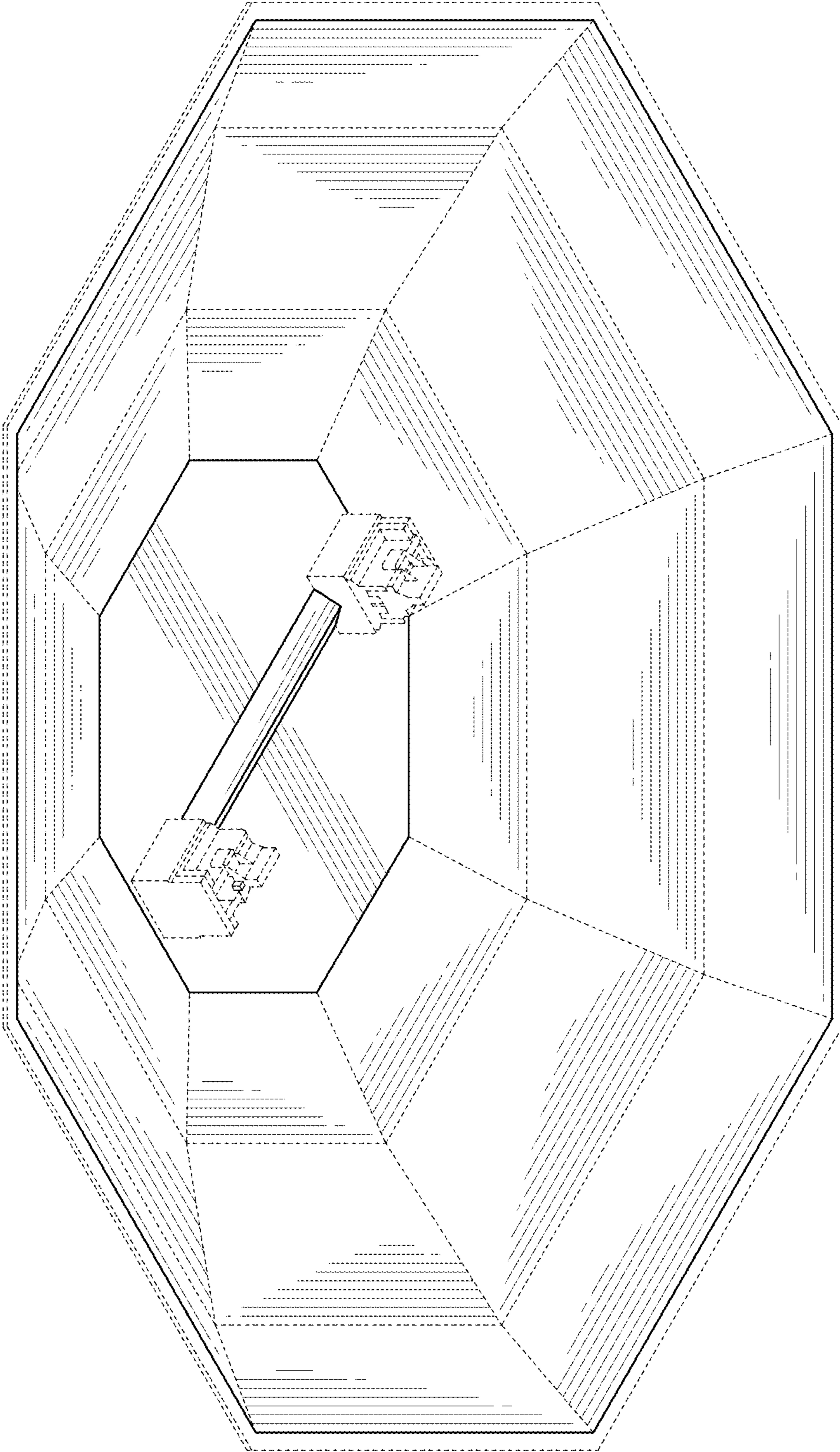


FIG. 1

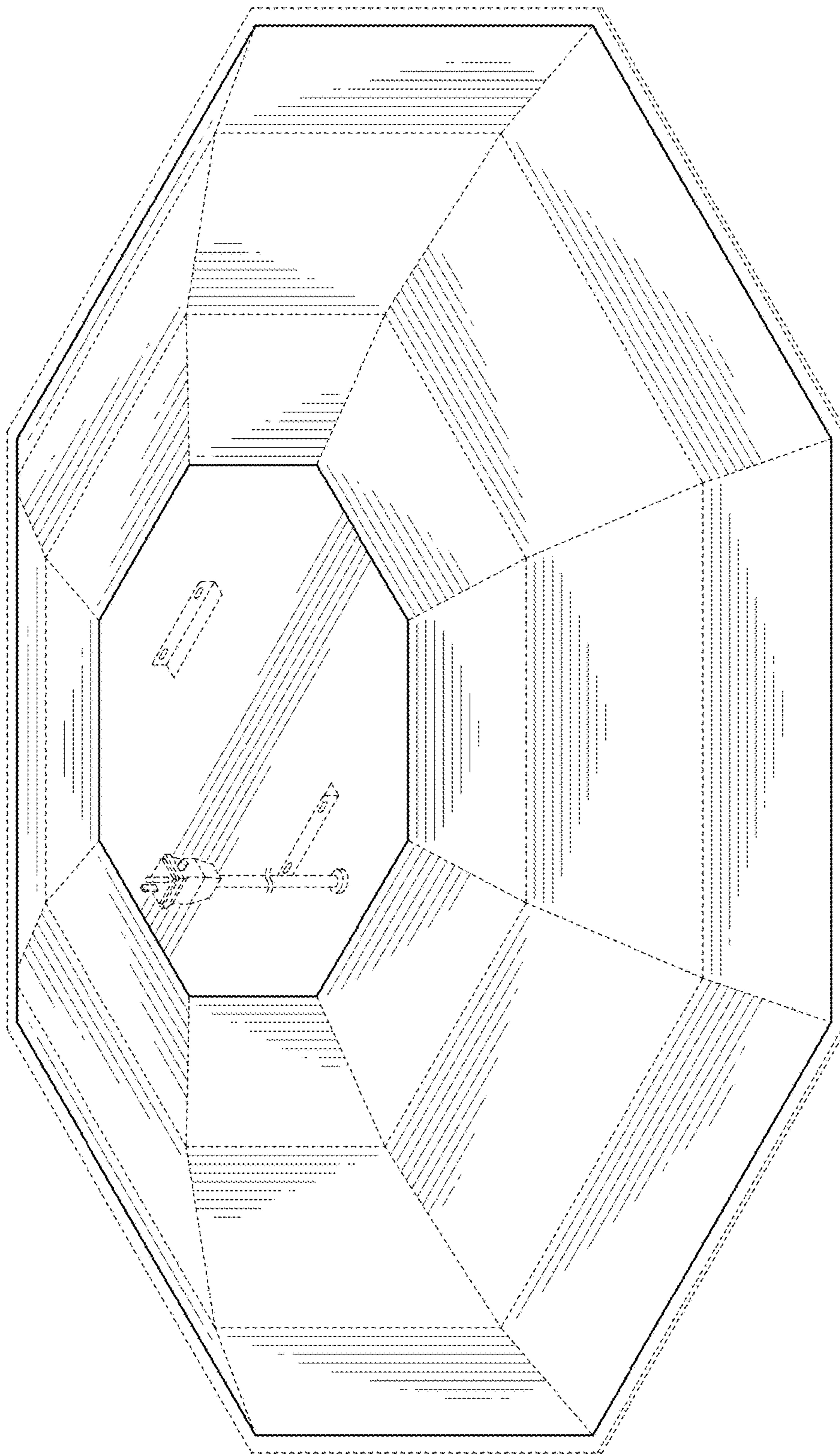


FIG. 2

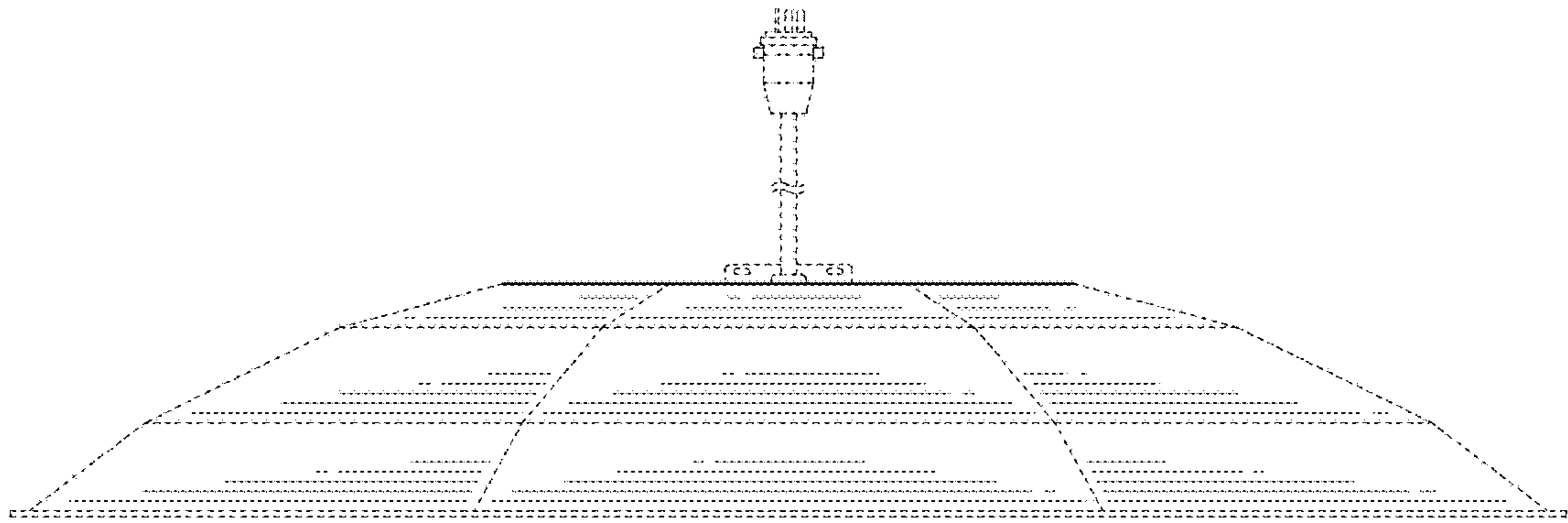


FIG. 3

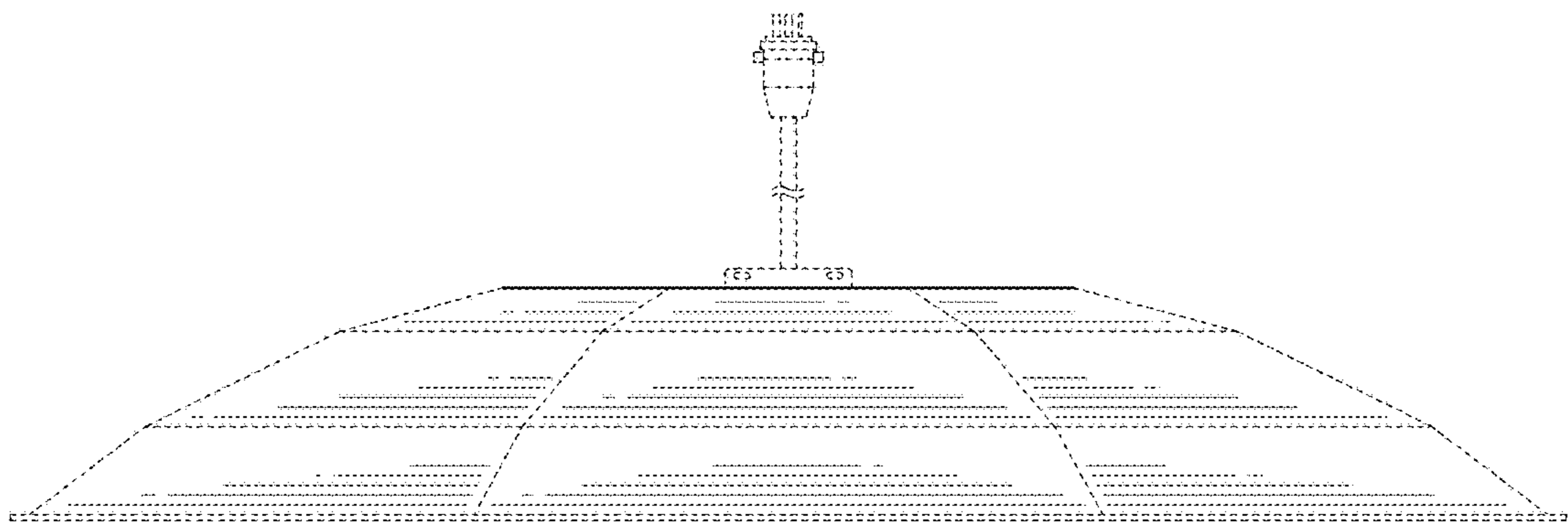


FIG. 4

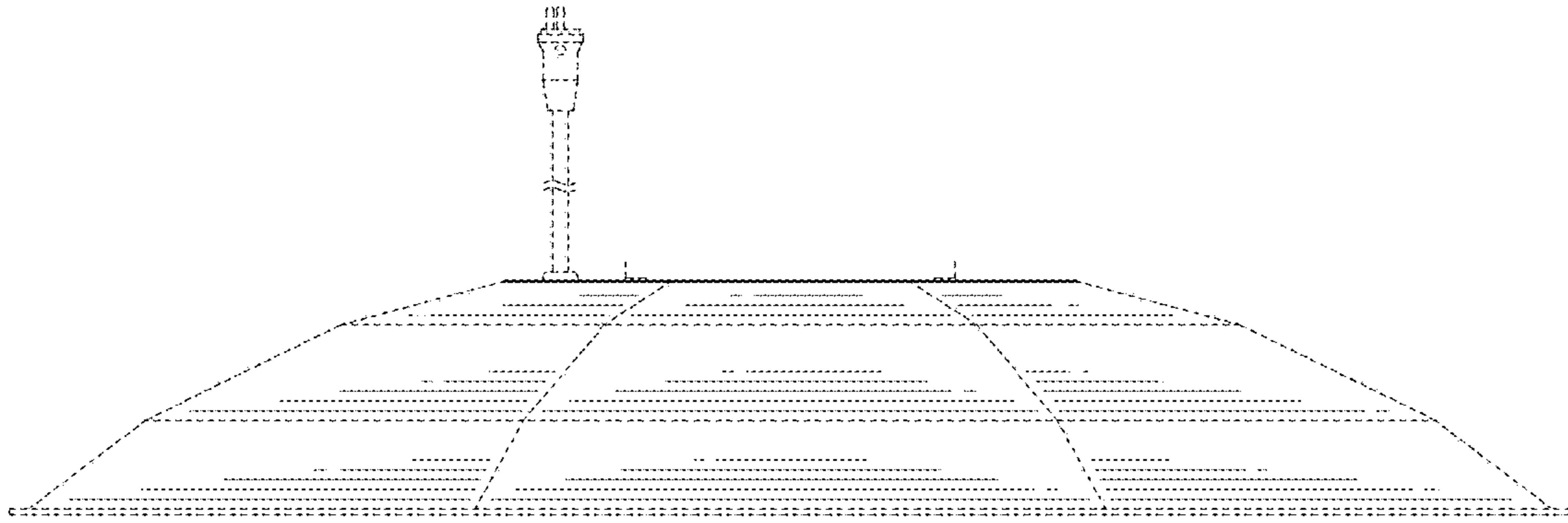


FIG. 5

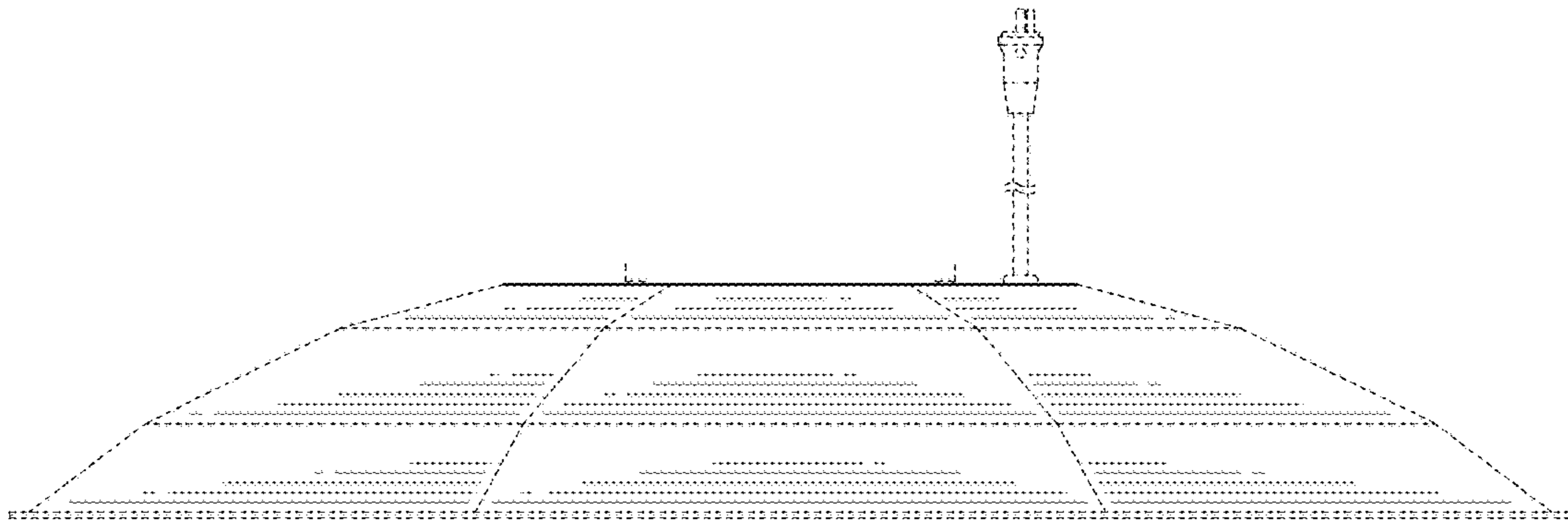


FIG. 6

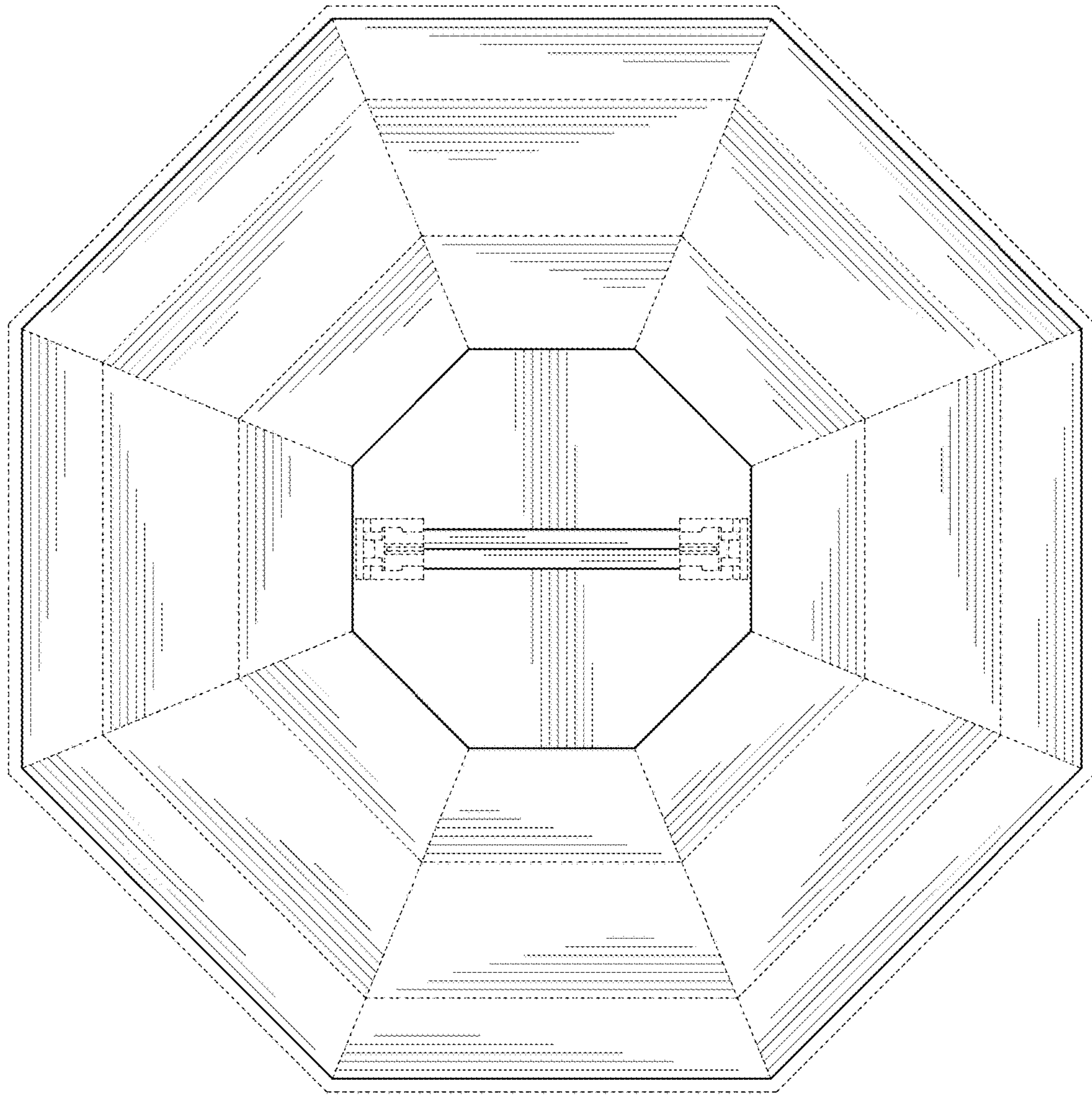


FIG. 7

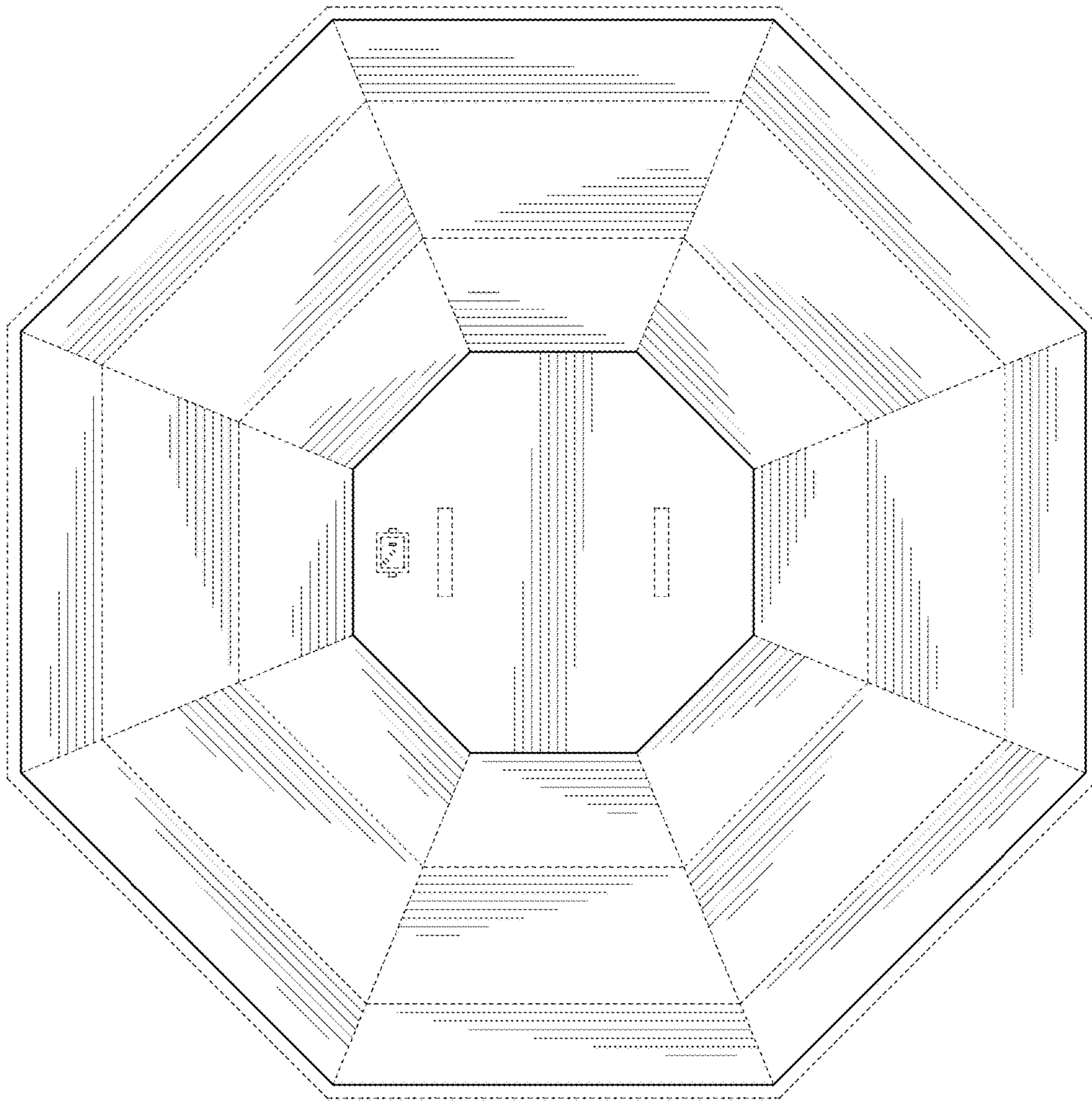


FIG. 8