



US00D786452S

(12) **United States Design Patent** (10) **Patent No.:** **US D786,452 S**
Cooper (45) **Date of Patent:** **** May 9, 2017**

- (54) **SIDEKICK PANEL** D703,598 S * 4/2014 Wang D12/203
- (71) Applicant: **Johnie Cooper**, Wetumpka, AL (US) D737,746 S * 9/2015 Wegener D12/203
- (72) Inventor: **Johnie Cooper**, Wetumpka, AL (US) D739,801 S * 9/2015 Bundy D12/203
- (73) Assignee: **C & A Packaging, LLC**, Wetumpka, AL (US) D741,769 S * 10/2015 Turner D12/203
- D748,549 S * 2/2016 Battams D12/190
- D764,072 S * 8/2016 Deaderick D25/48.8
- D764,997 S * 8/2016 Juchniewicz D12/203
- 2011/0266766 A1 * 11/2011 Huang-Tsai B60R 3/00 280/169

* cited by examiner

(**) Term: **14 Years**

(21) Appl. No.: **29/520,590**

(22) Filed: **Mar. 16, 2015**

(51) **LOC (10) Cl.** **25-02**

(52) **U.S. Cl.**
USPC **D25/48.8**

(58) **Field of Classification Search**
USPC D12/190, 195, 196, 203, 400, 404, 415;
D25/62, 63, 68, 69, 138, 48.8, 55;
182/64.1, 127, 130; 280/5.3; 16/402, 52
CPC B60J 5/04; B60C 11/0008; B60C 11/0041;
B60C 11/01; B60N 2/466
See application file for complete search history.

(56) **References Cited**

U.S. PATENT DOCUMENTS

- D450,645 S * 11/2001 Love D12/203
- D464,304 S * 10/2002 Wright D12/203
- D488,759 S * 4/2004 Hattori D12/203
- D516,977 S * 3/2006 Keilhauer D12/203
- D549,145 S * 8/2007 Kieffer D12/203
- D553,263 S * 10/2007 Kim D25/155
- D594,564 S * 6/2009 Disch D25/69
- D611,617 S * 3/2010 Heggland D25/69
- D666,308 S * 8/2012 Sanchez D25/48.8
- D668,689 S * 10/2012 Bang D12/203
- D698,295 S * 1/2014 Lane, II D12/203

Primary Examiner — Rosemary K Tarcza
Assistant Examiner — Yolanda Robinson
(74) *Attorney, Agent, or Firm* — Coats and Bennett, PLLC

(57) **CLAIM**

The ornamental design for a sidekick panel, as shown and described.

DESCRIPTION

FIG. 1 is a front elevation view of a first embodiment of the sidekick panel. The rear elevation view is the same.

FIG. 2 is a top end elevation view of the first embodiment of the sidekick panel. The bottom end elevation view is the same.


FIG. 3 is a right side elevation view of the first embodiment of the sidekick panel. The left side elevation view is the same.

FIG. 4 is a front elevation view of a second embodiment of the sidekick panel. The rear elevation view is the same.

FIG. 5 is a top end elevation view of the second embodiment of the sidekick panel. The bottom end elevation view is the same; and,

FIG. 6 is a right side elevation view of the second embodiment of the sidekick panel. The left side elevation view is the same.

1 Claim, 4 Drawing Sheets






FIG. 1




FIG. 2



FIG. 3




FIG. 4



FIG. 5



FIG. 6