



US00D786444S

(12) **United States Design Patent**
Amitai

(10) **Patent No.:** **US D786,444 S**

(45) **Date of Patent:** **** May 9, 2017**

(54) **BOX FOR A DENTAL KIT**

(71) Applicant: **DITRON INDUSTRIES LTD.,**
Ashkelon (IL)

(72) Inventor: **Asaf Amitai,** Gedera (IL)

(73) Assignee: **DITRON INDUSTRIES LTD.,**
Ashkelon (IL)

(**) Term: **15 Years**

(21) Appl. No.: **29/549,324**

(22) Filed: **Dec. 21, 2015**

(51) **LOC (10) Cl.** **24-99**

(52) **U.S. Cl.**
USPC **D24/176**

(58) **Field of Classification Search**

USPC D24/176-177, 180; D4/116; D28/77;
D9/503-504; D19/102, 106; D3/203.7,
D3/208; D6/534, 528; D11/143-144
CPC .. A47B 81/02; A47K 1/08; A47K 1/09; A61C
3/04; A61C 3/06; A61C 19/02; A61G
15/16; B25H 3/00; B25H 3/003; B25H
3/006; B44D 3/125

See application file for complete search history.

(56) **References Cited**

U.S. PATENT DOCUMENTS

D154,689 S * 8/1949 Lundgren D6/534
D244,839 S * 6/1977 Malkin D11/143
5,071,346 A * 12/1991 Domaas A61C 3/04
206/369
D482,451 S * 11/2003 Page D24/176
6,935,515 B1 * 8/2005 Sookoo A47K 1/09
211/65

D539,582 S * 4/2007 Starck D6/534
2004/0050733 A1 * 3/2004 Page A47K 1/09
206/362.2
2014/0346067 A1 * 11/2014 Martin A47K 1/09
206/362.1

* cited by examiner

Primary Examiner — Wan Laymon

(74) *Attorney, Agent, or Firm* — Tutunjian & Bitetto, P.C.

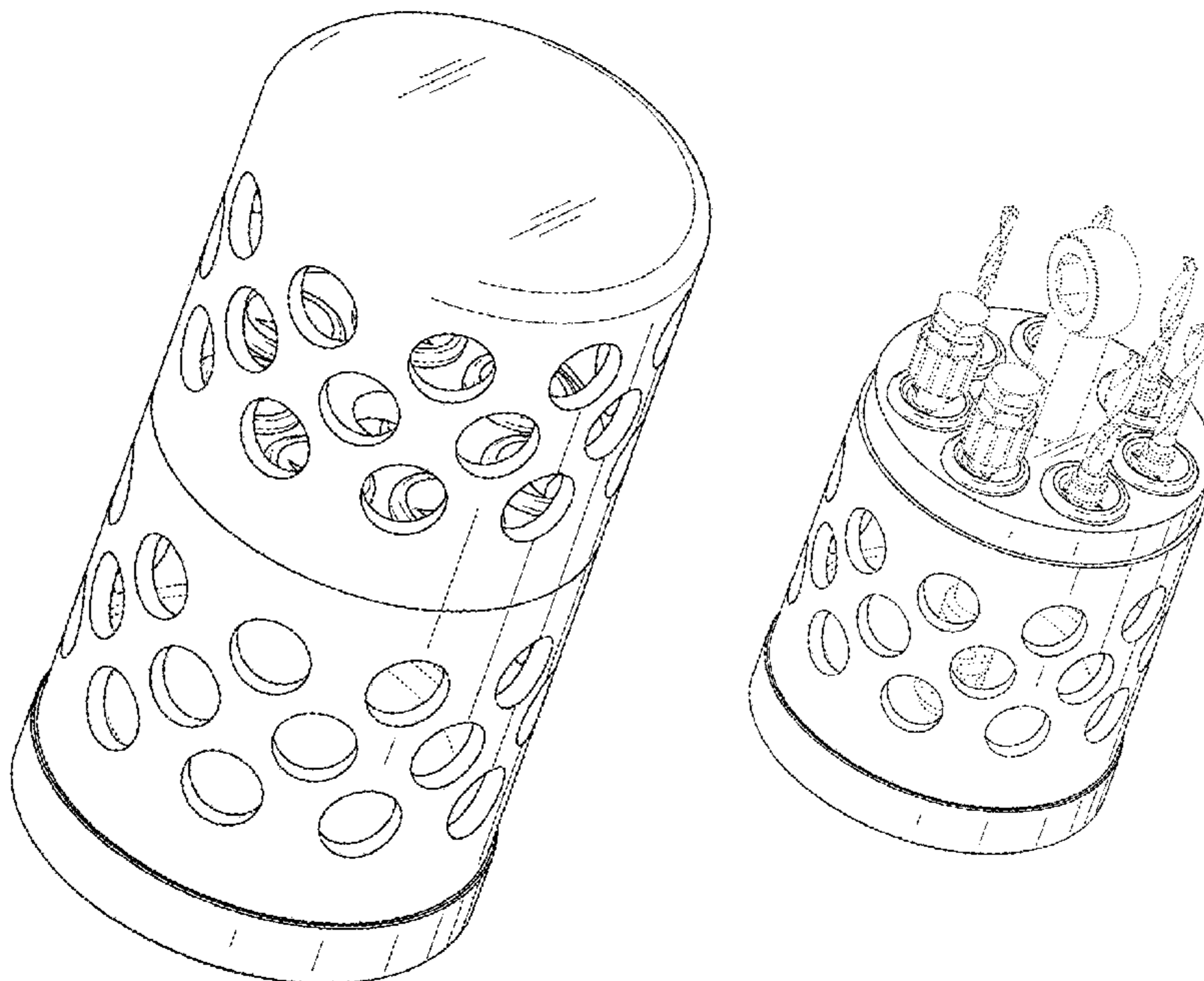
(57) **CLAIM**

The ornamental design for a box for a dental kit, as shown and described.

DESCRIPTION

FIG. 1 is a front view of the box for a dental kit in a closed mode, also representing a back view due to symmetry;
FIG. 2 is a side view of the box for a dental kit in a closed mode;
FIG. 3 is a top view of the box for a dental kit in a closed mode;
FIG. 4 is a bottom view of the box for a dental kit in a closed mode;
FIG. 5 is a perspective view of the box for a dental kit in a closed mode;
FIG. 6 is an exploded perspective view of the box for a dental kit; and,
FIG. 7 is a perspective view of a base portion of the box for a dental kit containing dental tools, with the lid removed for ease of illustration.
The broken line showing in the drawings is included for the purpose of illustrating environmental structure and forms no part of the claimed design.

1 Claim, 7 Drawing Sheets






Fig. 1

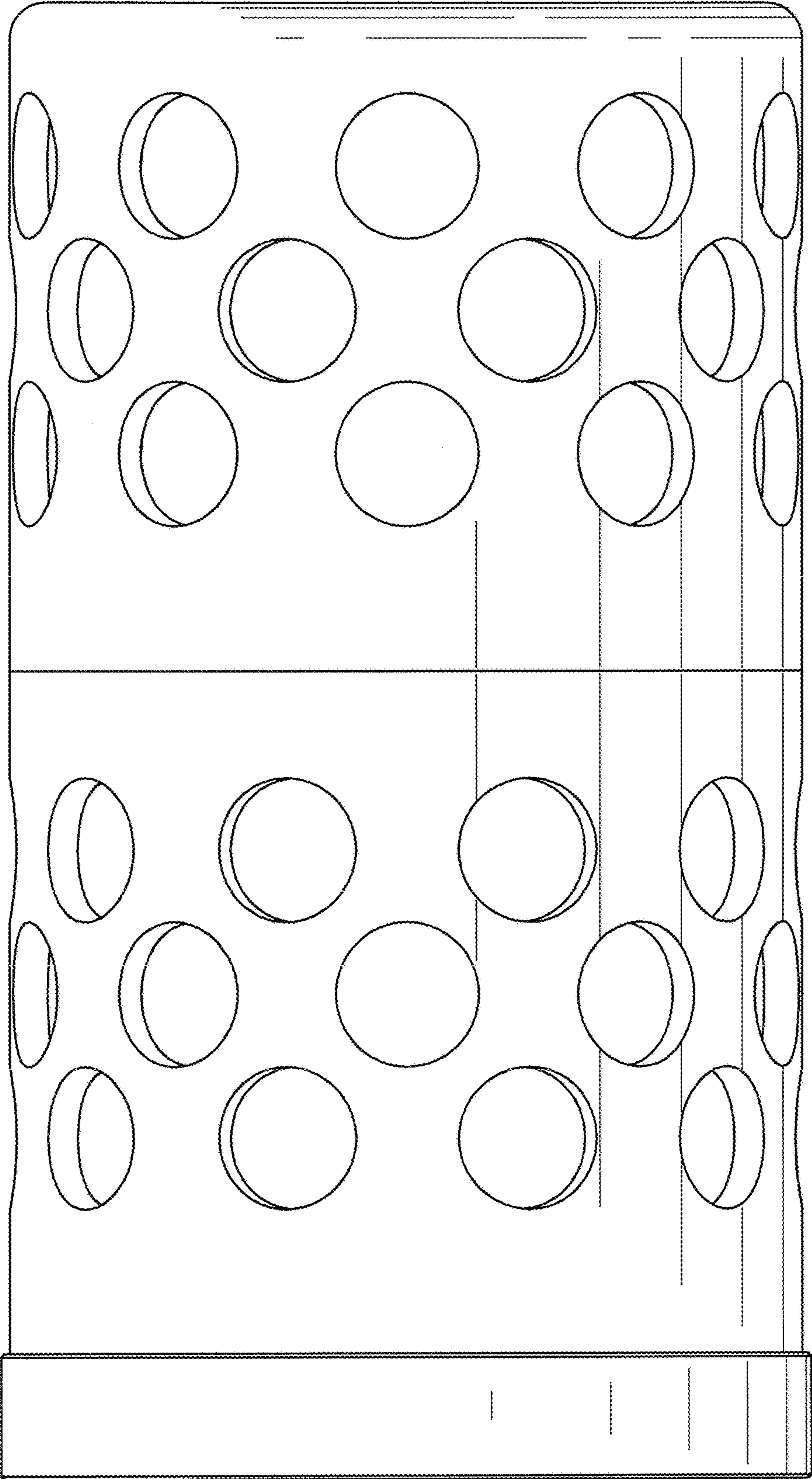


Fig. 2



Fig. 3

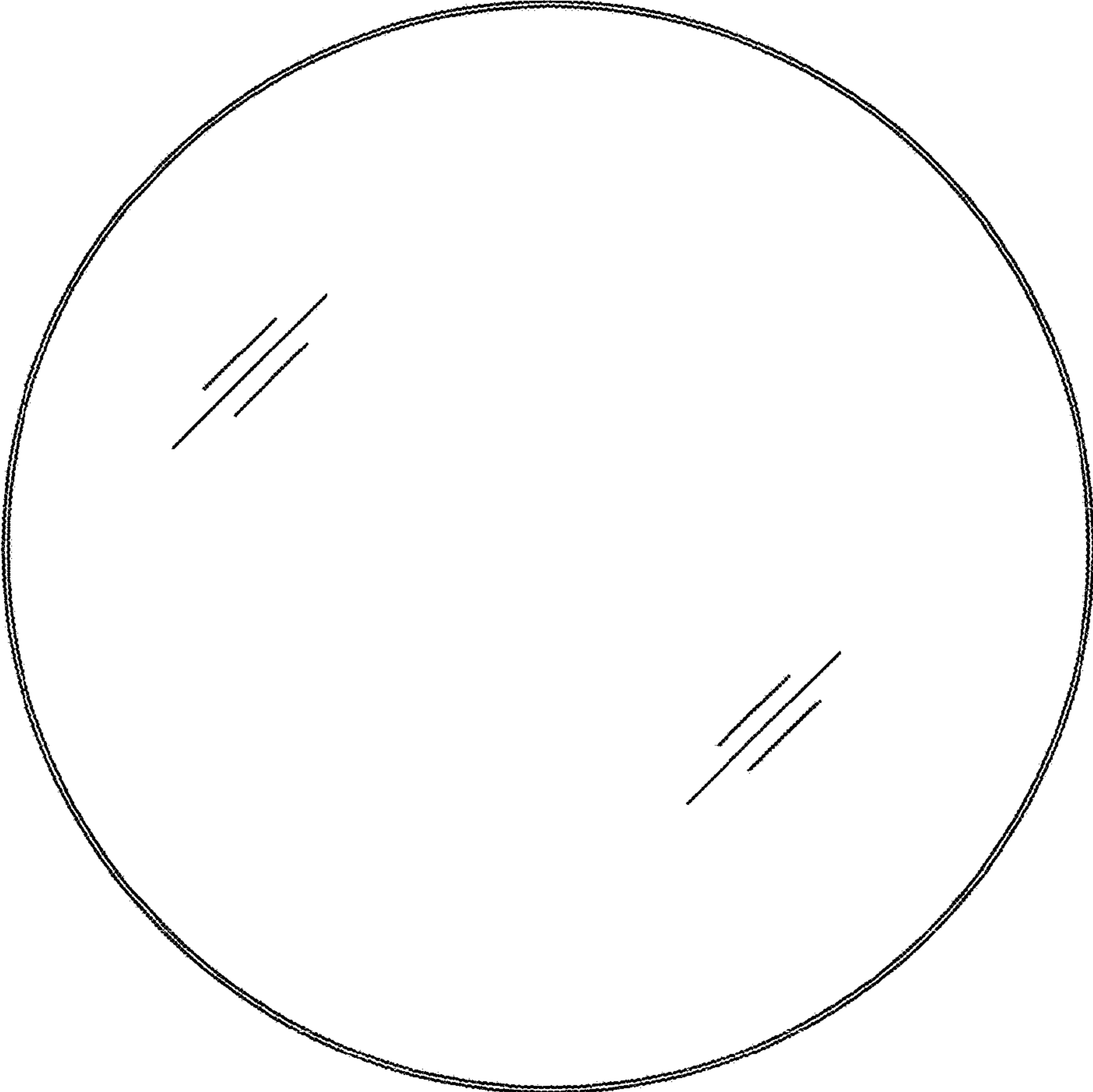


Fig. 4

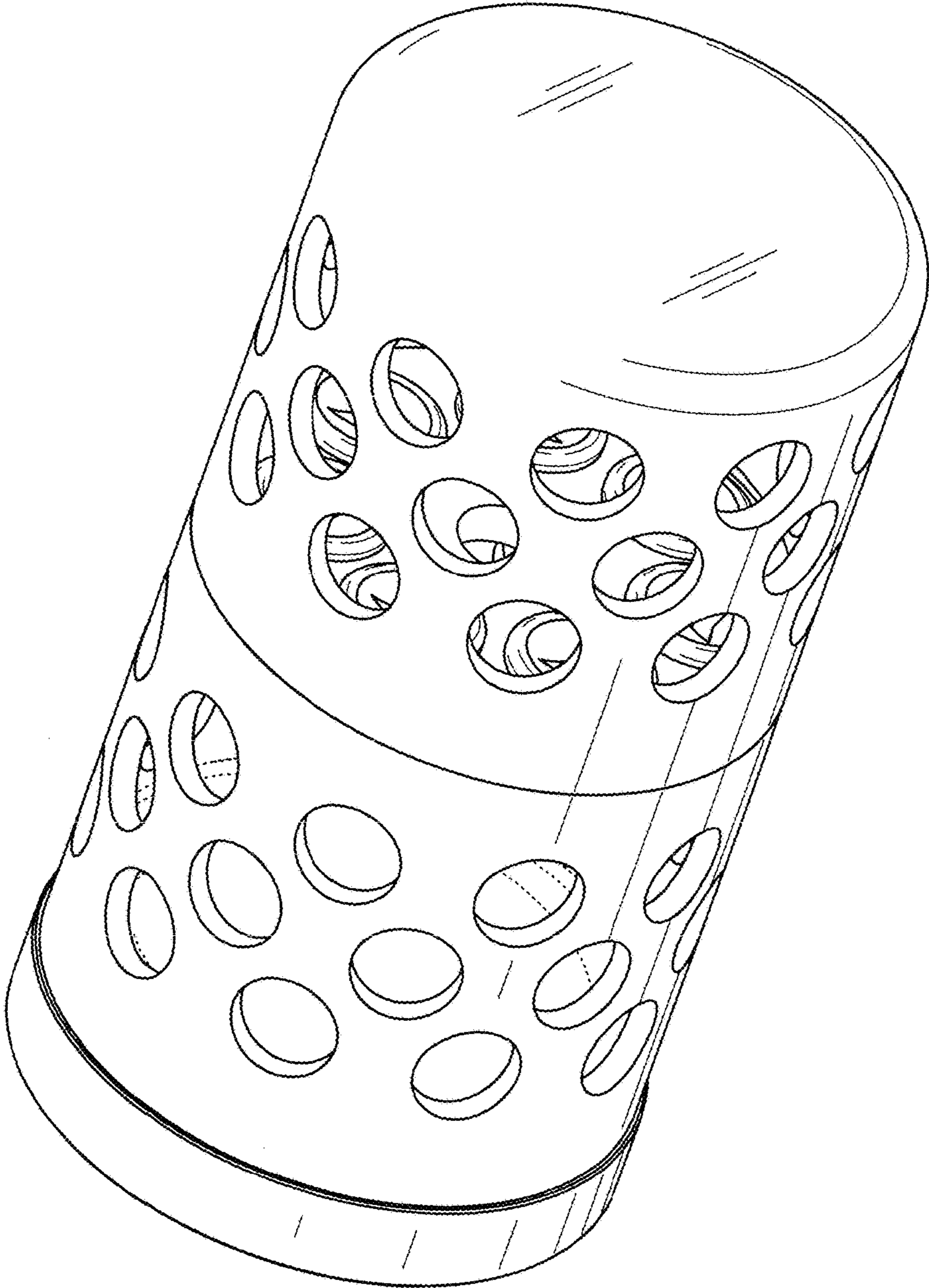


Fig. 5

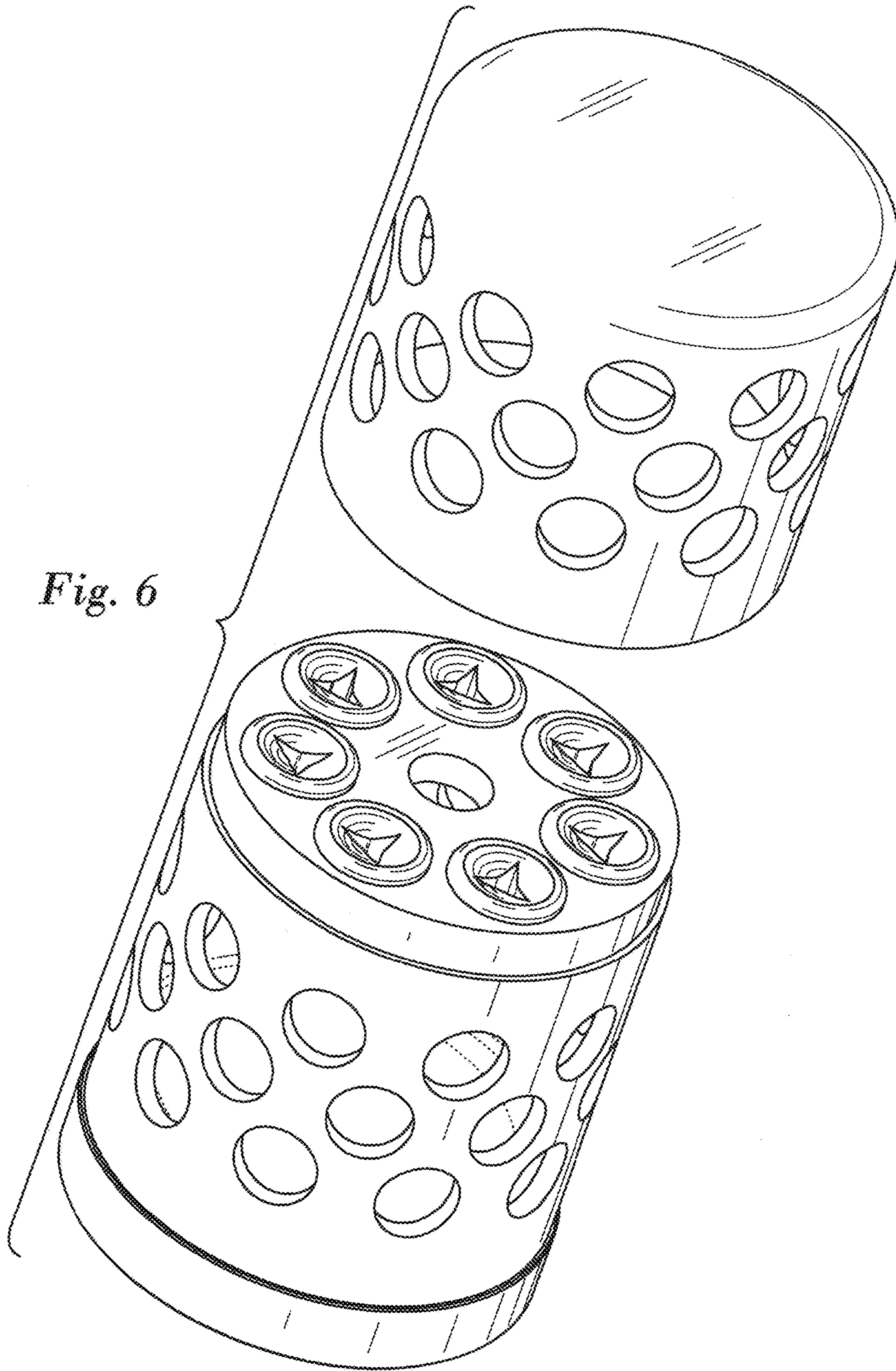


Fig. 6

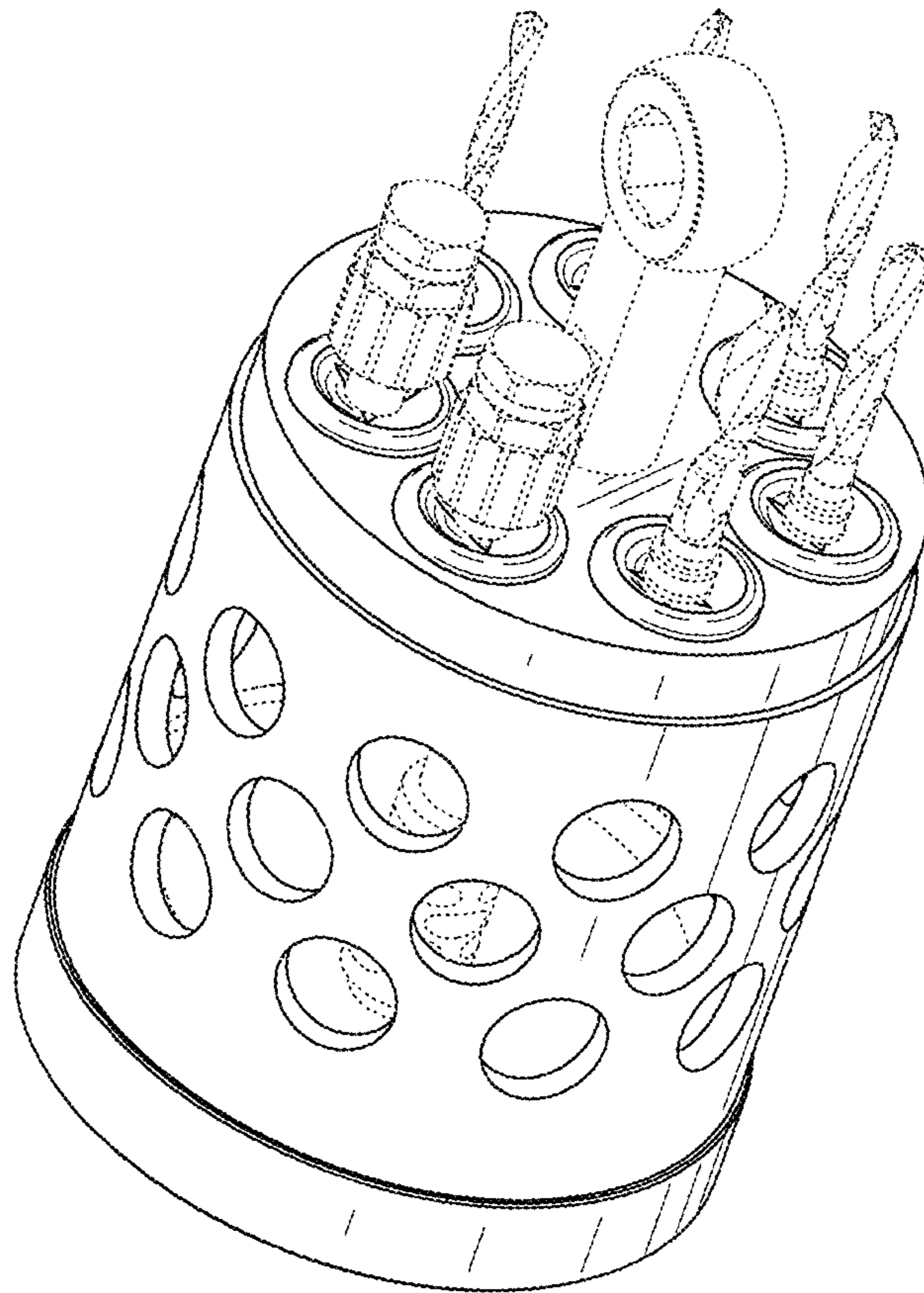


Fig. 7