



US00D786436S

(12) **United States Design Patent**
Kohler et al.

(10) **Patent No.:** **US D786,436 S**

(45) **Date of Patent:** **** May 9, 2017**

(54) **CHEEKBONE IMPLANT**

(71) Applicant: **Karl Leibinger Medizintechnik GmbH & Co. KG**, Muehlheim (DE)

(72) Inventors: **Klaus Kohler**, Hausen (DE); **Axel Waizenegger**, Muehlheim (DE)

(73) Assignee: **Karl Leibinger Medizintechnik GmbH & Co. KG**, Muehlheim (DE)

(**) Term: **15 Years**

(21) Appl. No.: **29/555,008**

(22) Filed: **Feb. 17, 2016**

(51) **LOC (10) Cl.** **24-02**

(52) **U.S. Cl.**
USPC **D24/155**

(58) **Field of Classification Search**
USPC D24/155-157
CPC A61B 17/8061; A61B 17/7059; A61B 17/8052; A61B 17/8605; A61B 17/8085; A61B 17/809; A61B 17/8014; A61B 17/8033; A61B 17/8004; A61B 17/888; A61B 17/842; A61B 17/8023; A61B 17/8009; A61B 17/86; A61B 17/1739; A61B 17/8066; A61B 17/1671; A61B 17/1757; A61B 17/8071; A61B 17/176; A61B 2017/1782; A61B 2017/1775
See application file for complete search history.

8,257,405 B2 * 9/2012 Haidukewych A61B 17/8061
606/280

8,398,687 B2 * 3/2013 Vasta A61B 17/8061
606/284

D699,351 S * 2/2014 Podgorski D24/155

8,940,026 B2 * 1/2015 Hilse A61B 17/8014
606/282

D740,943 S * 10/2015 Neufeld A61B 17/80
D24/155

D745,162 S * 12/2015 Neufeld D24/155

9,204,912 B2 * 12/2015 Price A61B 17/1728

9,333,014 B2 * 5/2016 Gonzalez-
Hernandez A61B 17/8061

9,387,020 B2 * 7/2016 Geissler A61B 17/8042

D765,850 S * 9/2016 Early D24/155

D765,852 S * 9/2016 Early D24/155

D766,438 S * 9/2016 DaCosta D24/155

D766,439 S * 9/2016 DaCosta D24/155

D767,135 S * 9/2016 Paik D24/155

D767,136 S * 9/2016 Paik D24/155

2004/0210220 A1 * 10/2004 Tornier A61B 17/8061
606/284

2004/0225291 A1 * 11/2004 Schwammberger ... A61B 17/80
606/71

(Continued)

Primary Examiner — Charles Hanson
(74) *Attorney, Agent, or Firm* — Banner & Witcoff, Ltd.

(57) **CLAIM**

The ornamental design for a cheekbone implant, as shown and described.

DESCRIPTION

FIG. 1 is a perspective view of a cheekbone implant showing our new design;

FIG. 2 is a front view thereof;

FIG. 3 is a rear view thereof;

FIG. 4 is a left side view thereof;

FIG. 5 is a right side view thereof;

FIG. 6 is a top view thereof; and,

FIG. 7 is a bottom view thereof.

1 Claim, 7 Drawing Sheets

(56) **References Cited**
U.S. PATENT DOCUMENTS

5,938,664 A * 8/1999 Winquist A61B 17/8061
606/283

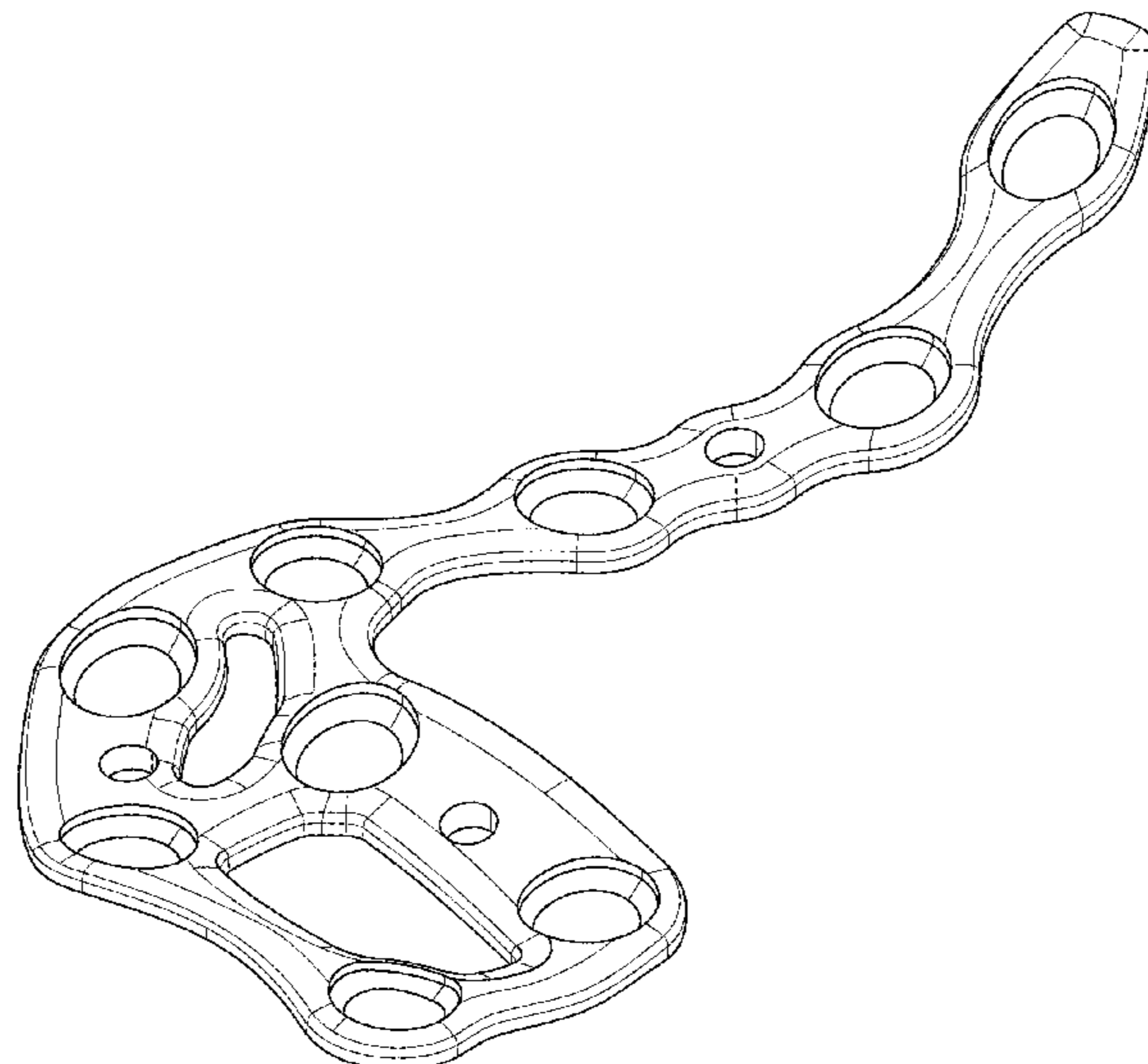
D469,533 S * 1/2003 Bryant D24/155

D480,141 S * 9/2003 Benirschke D24/155

D520,637 S * 5/2006 Kay D24/155

D580,057 S * 11/2008 Ramadani D24/155

D648,027 S * 11/2011 Vancelette D24/155



(56)

References Cited

U.S. PATENT DOCUMENTS

2005/0182408	A1*	8/2005	Pfefferle	A61B 17/8085 606/282
2008/0021452	A1*	1/2008	Ducharme	A61B 17/8061 606/60
2013/0116734	A1*	5/2013	Gonzalez- Hernandez	A61B 17/8061 606/286

* cited by examiner

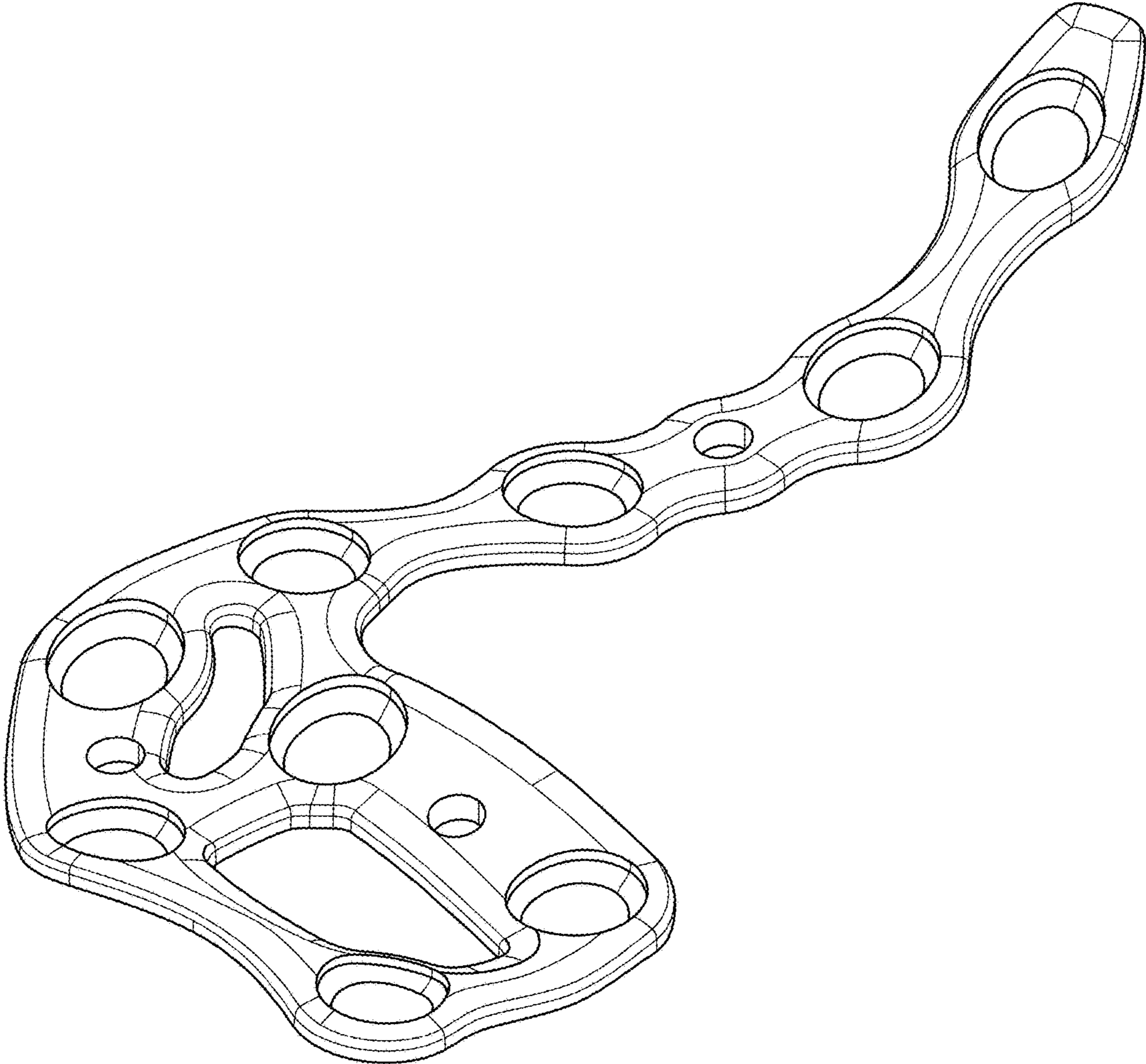


FIG. 1

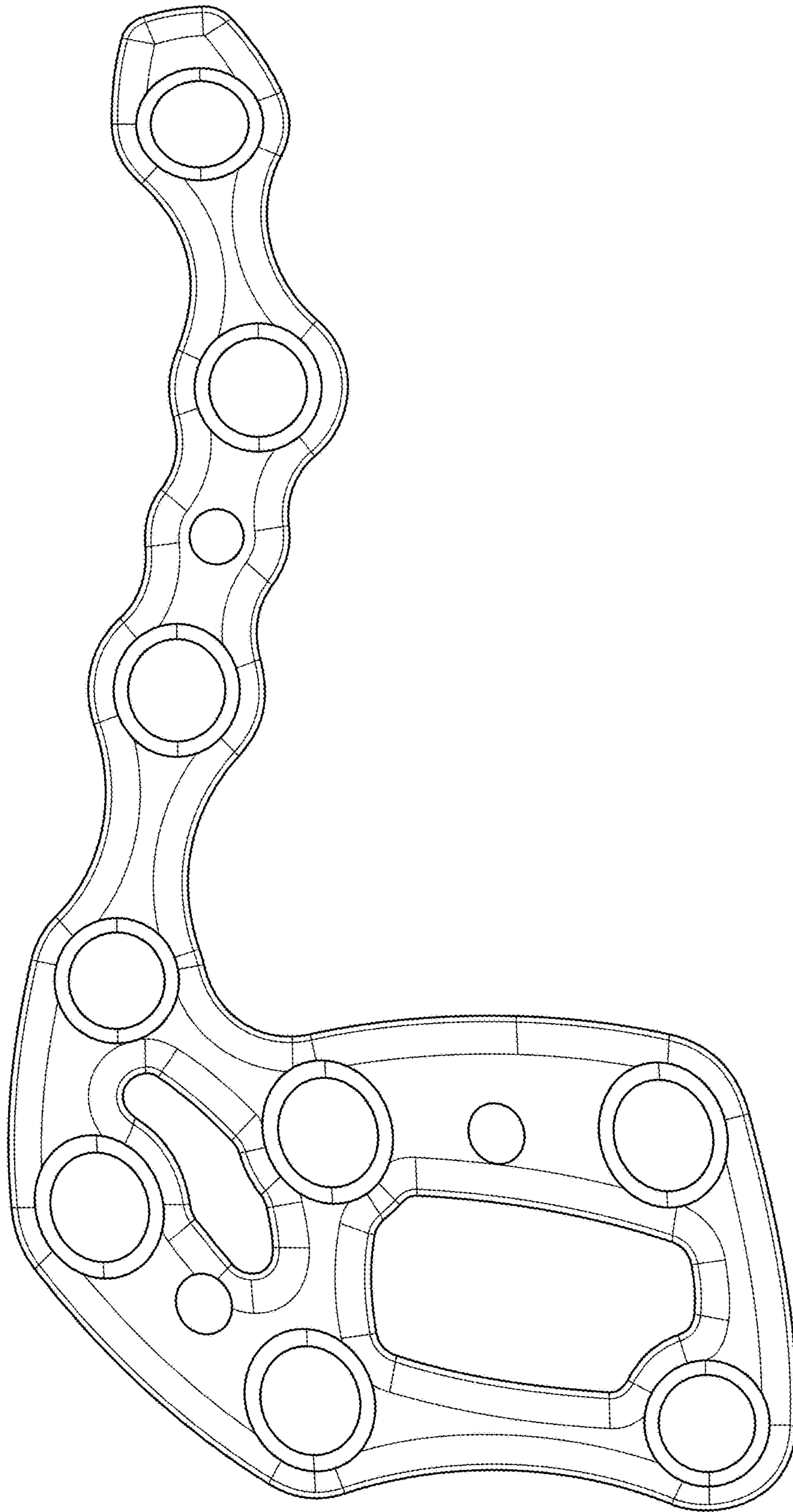


FIG. 2

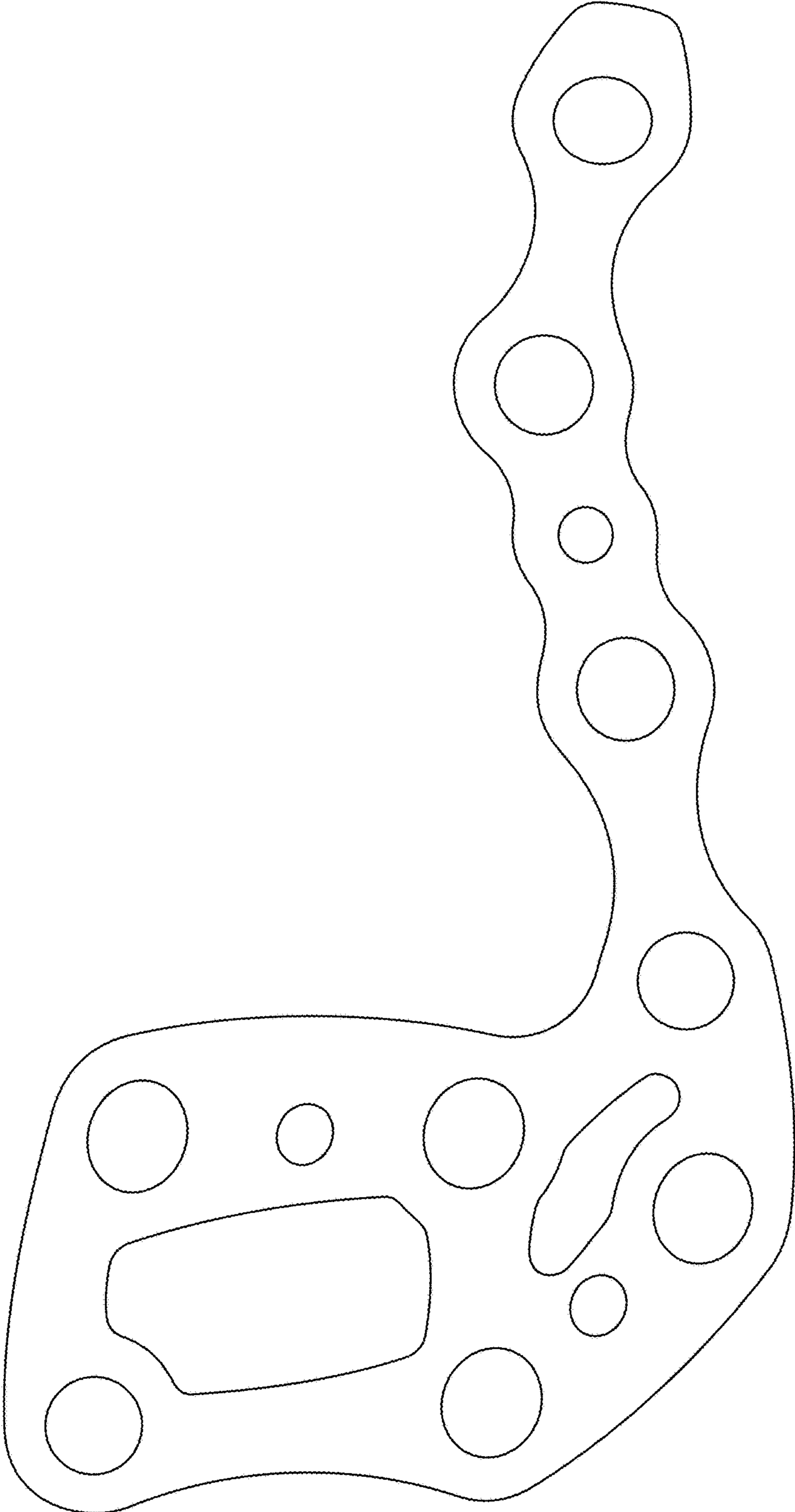


FIG. 3

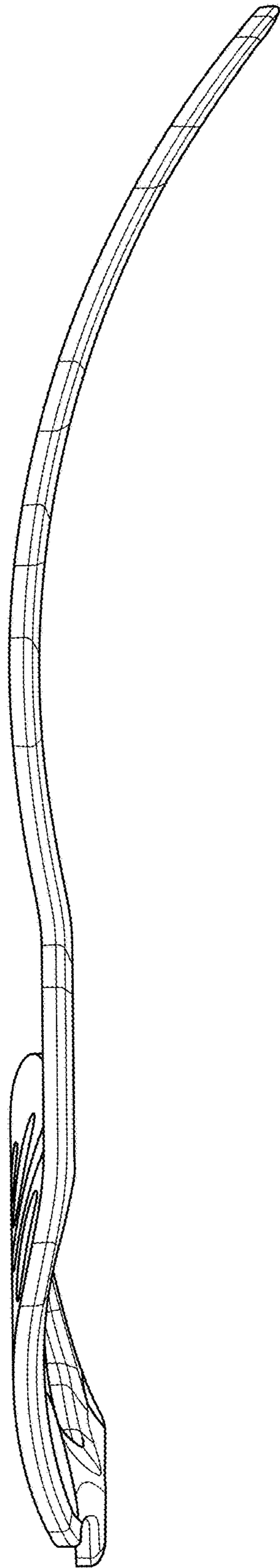


FIG. 4

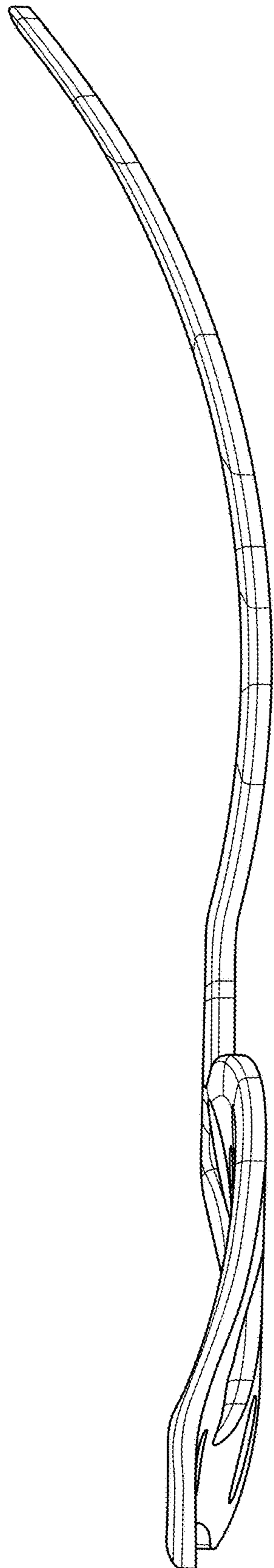


FIG. 5

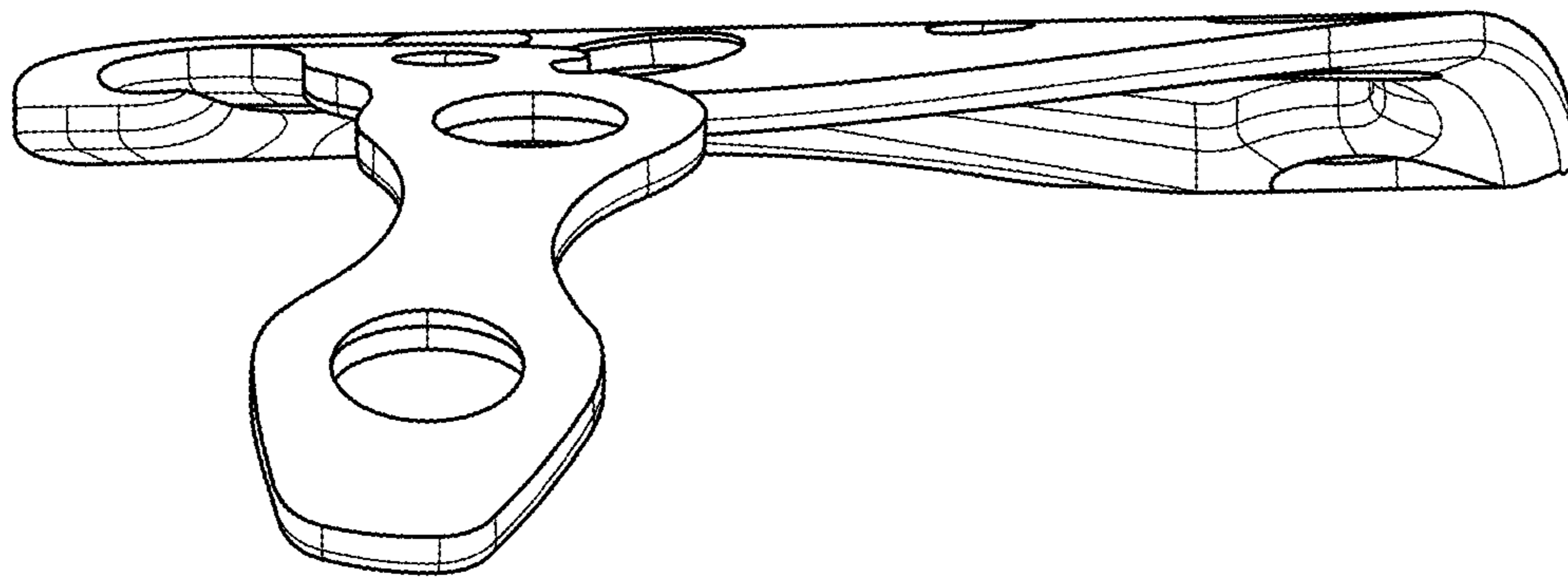


FIG. 6

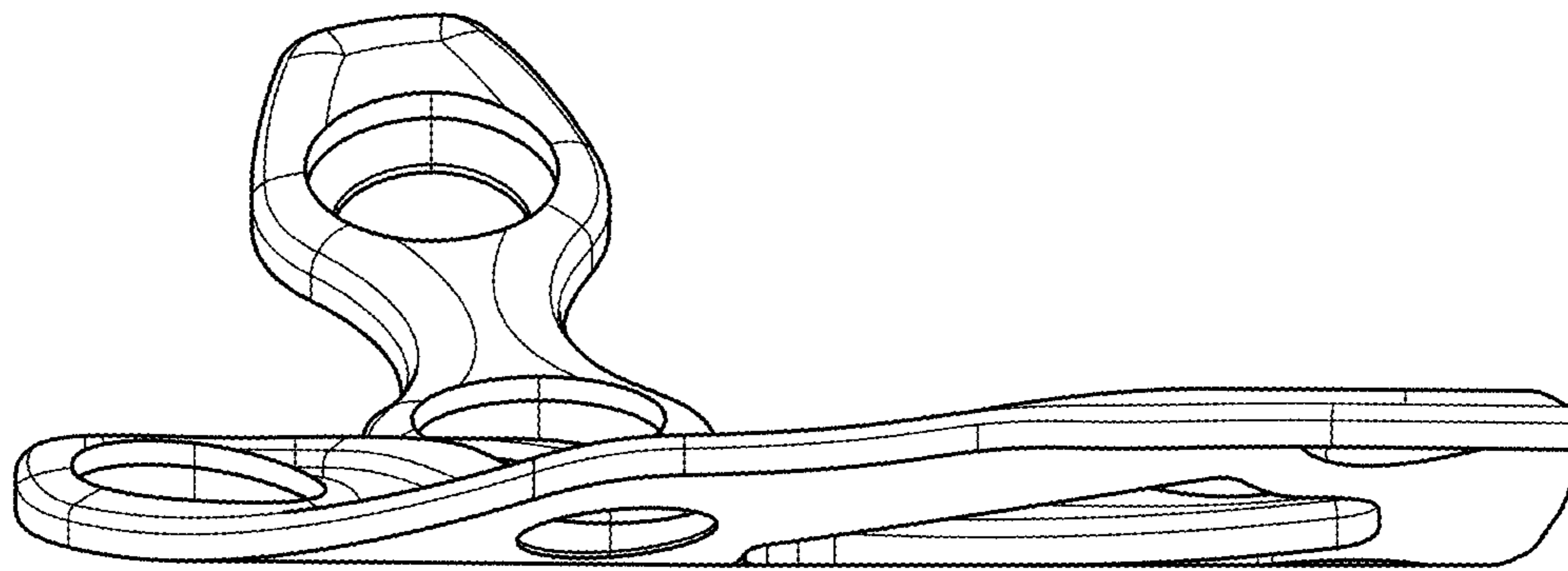


FIG. 7