



US00D786434S

(12) **United States Design Patent**
Trautwein

(10) **Patent No.:** **US D786,434 S**

(45) **Date of Patent:** **** May 9, 2017**

(54) **SPINAL IMPLANT**

(71) Applicant: **ACES Ing.-GmbH**, Filderstadt (DE)

(72) Inventor: **Frank T. Trautwein**, Filderstadt (DE)

(73) Assignee: **ACES Ing.-GmbH**, Filderstadt (DE)

(**) Term: **15 Years**

(21) Appl. No.: **29/547,523**

(22) Filed: **Dec. 4, 2015**

(51) **LOC (10) Cl.** **24-02**

(52) **U.S. Cl.**

USPC **D24/155**

(58) **Field of Classification Search**

USPC D24/155, 156

CPC A61F 2/4611; A61F 2/442; A61F 2/447;

A61F 2220/0025; A61F 2310/00023;

A61F 2310/00017; A61F 2002/4475;

A61F 2002/30841; A61F 2002/2835;

A61F 2002/30904; A61F 2002/30785;

A61F 2002/443; A61F 2002/30578

See application file for complete search history.

(56) **References Cited**

U.S. PATENT DOCUMENTS

6,666,889 B1 * 12/2003 Commarmond A61F 2/447
606/247

7,169,183 B2 * 1/2007 Liu A61F 2/447
623/17.16

D580,551 S * 11/2008 Cohen A61F 2/4465
D24/155

D650,481 S * 12/2011 Gottlieb A61F 2/447
D24/155

D677,791 S * 3/2013 Danacioglu D24/155

D737,446 S * 8/2015 Butler A61F 2/4455
D24/155

D741,488 S * 10/2015 Tohmeh D24/155

* cited by examiner

Primary Examiner — Charles Hanson

(74) *Attorney, Agent, or Firm* — Muncy, Geissler, Olds & Lowe, P.C.

(57) **CLAIM**

The ornamental design for a spinal implant, as shown and described.

DESCRIPTION

FIG. 1 is a perspective view of a spinal implant according to the present invention.

FIG. 2 is a front view of the spinal implant of FIG. 1.

FIG. 3 is a left side view of the spinal implant of FIG. 1.

FIG. 4 is a rear view of the spinal implant of FIG. 1.

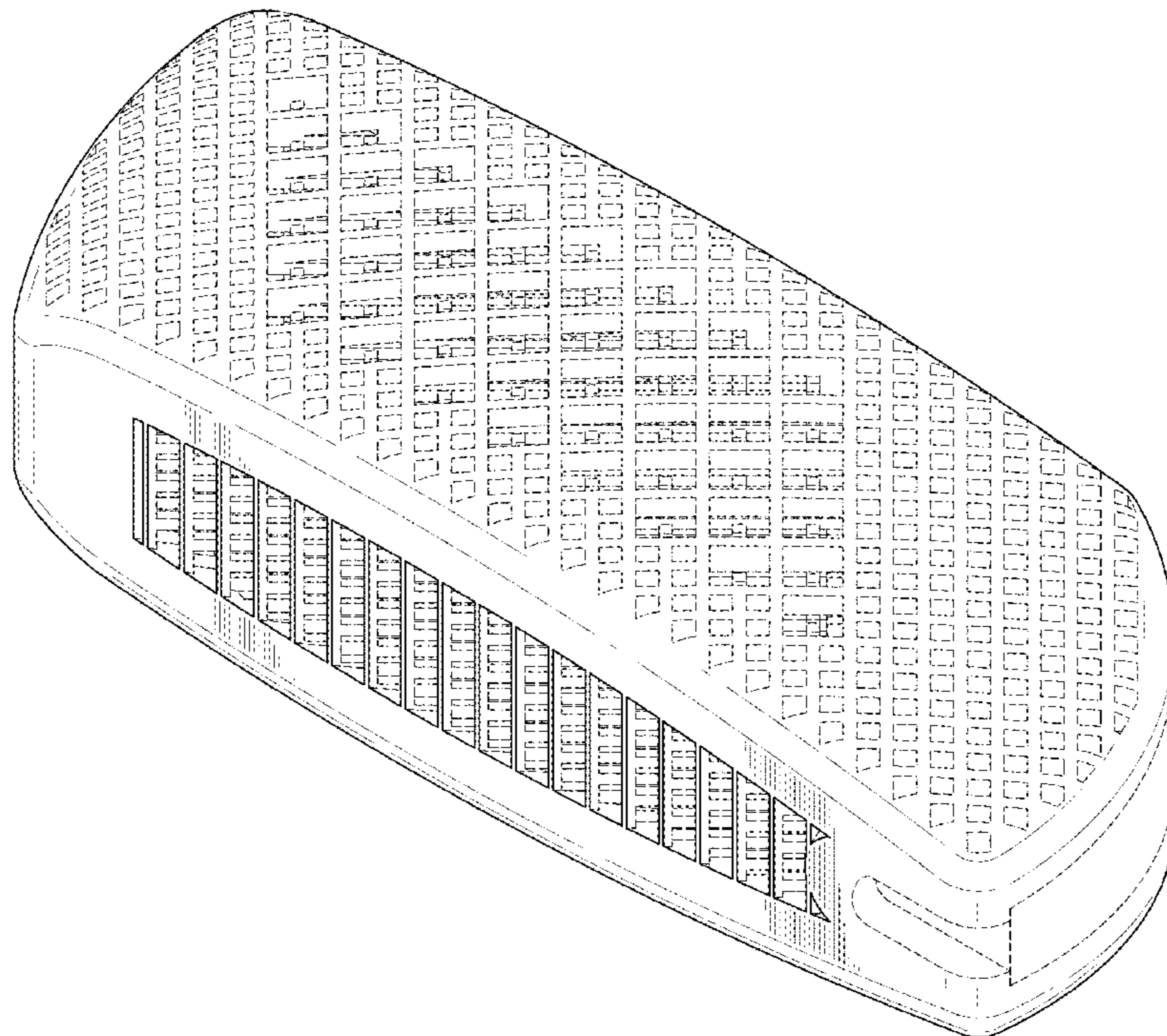
FIG. 5 is a right side view of the spinal implant of FIG. 1.

FIG. 6 is a top view of the spinal implant of FIG. 1; and,

FIG. 7 is a bottom view of the spinal implant of FIG. 1.

The dashed lines illustrate environment that does not form a part of the present invention, and no claim is made to the material illustrated with dashed lines.

1 Claim, 7 Drawing Sheets



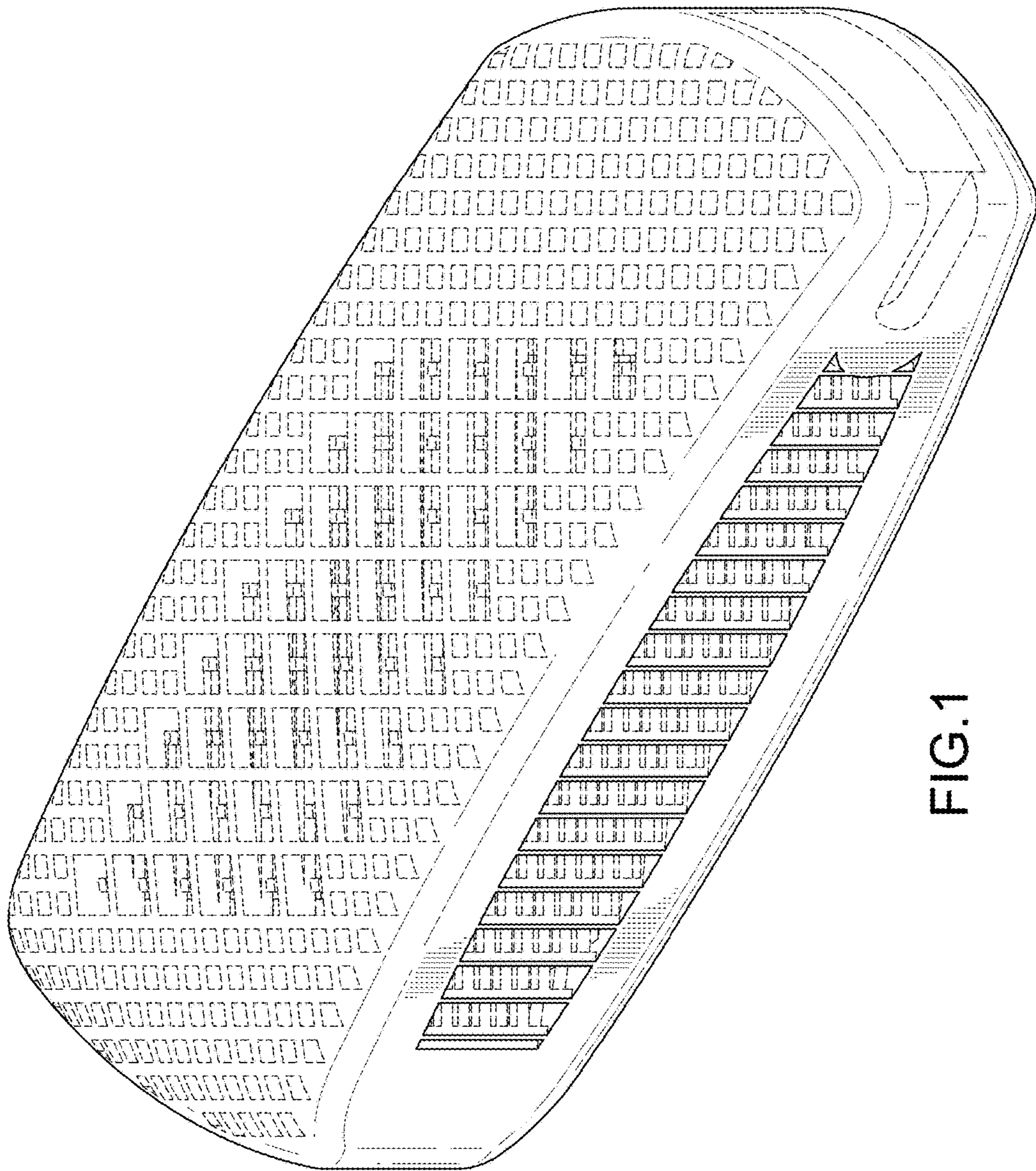


FIG.1

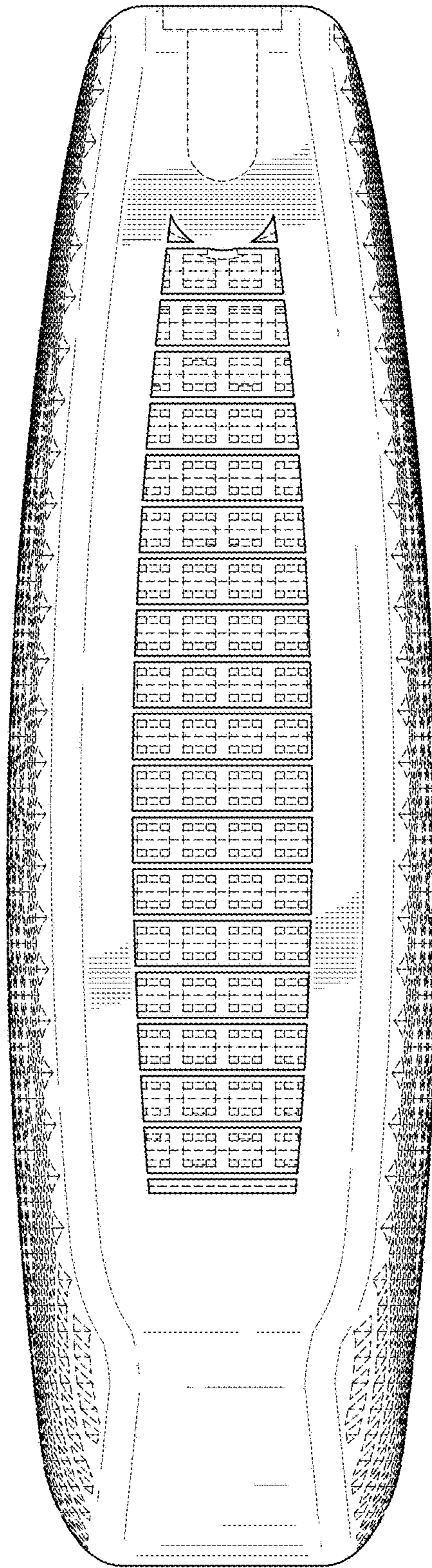


FIG.2

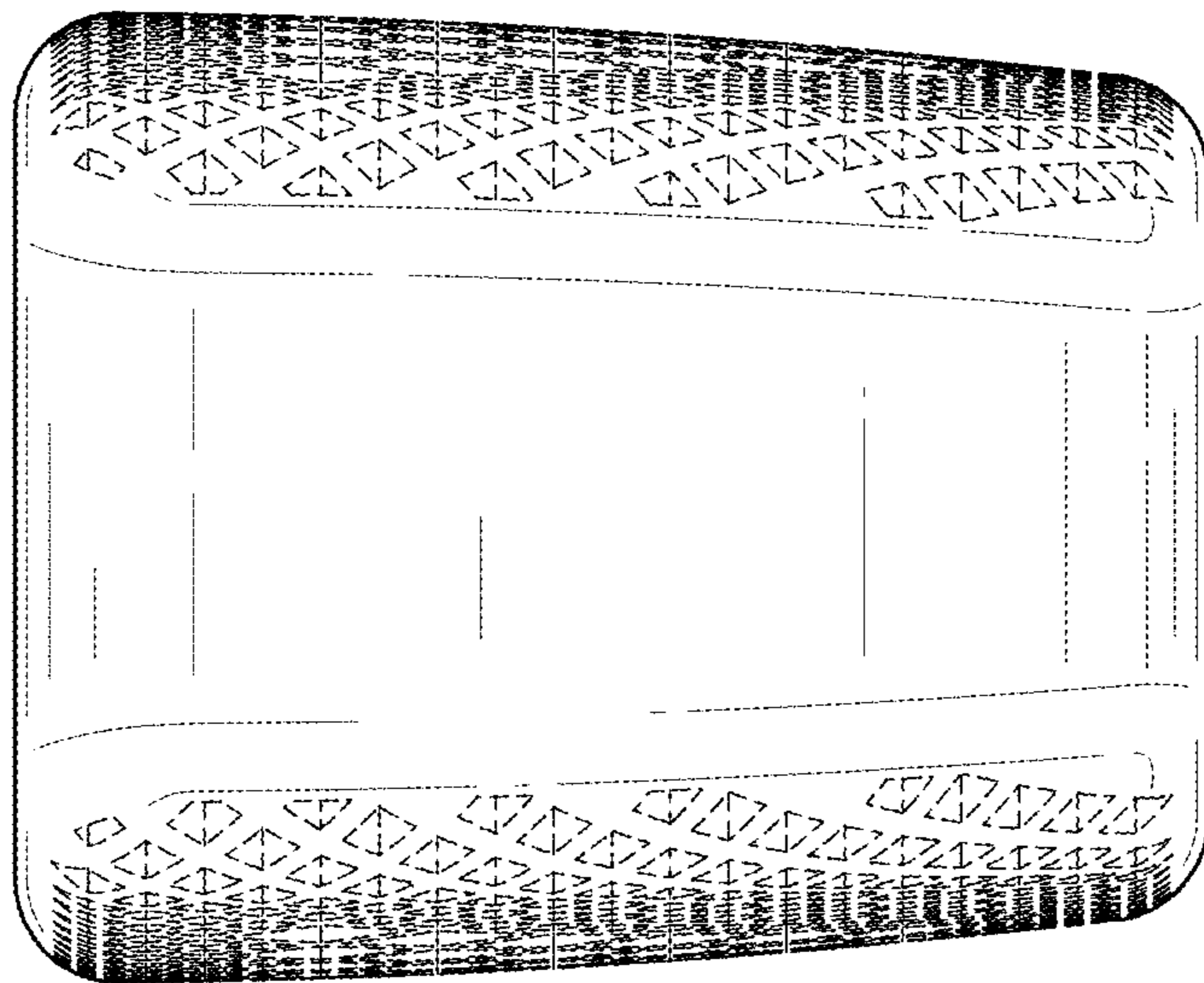


FIG.3

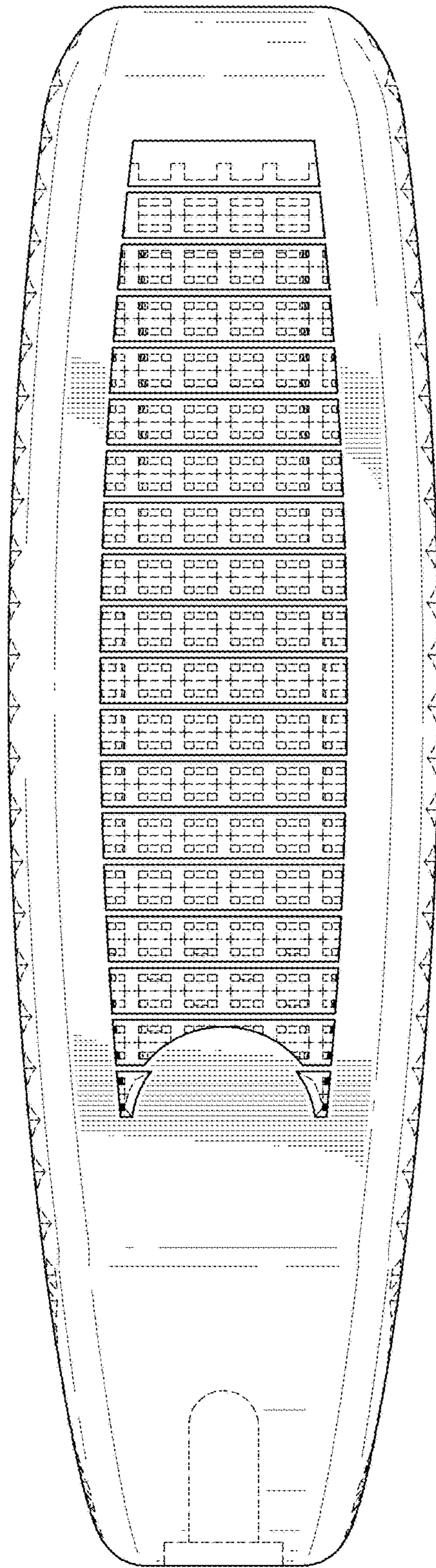


FIG.4

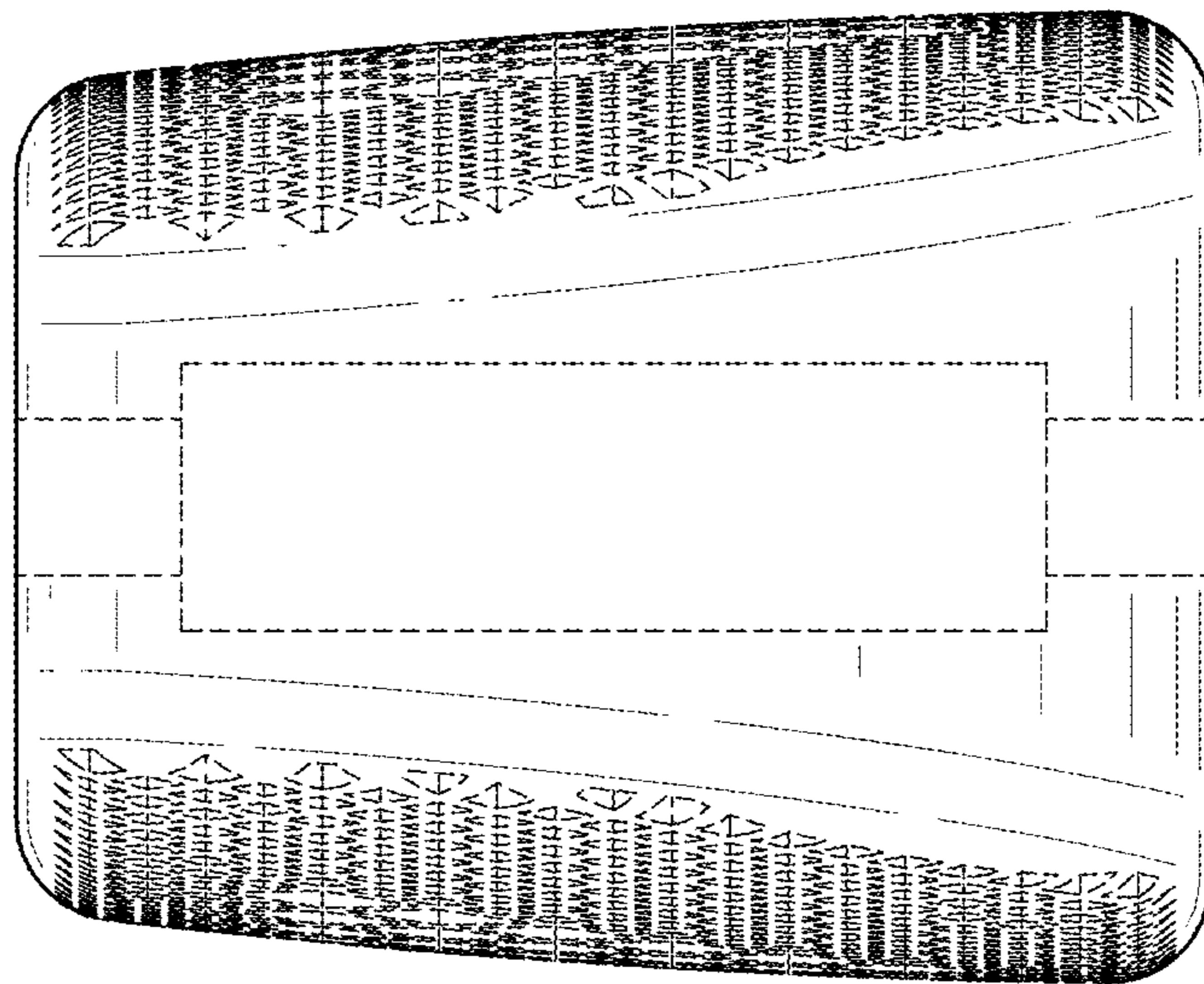


FIG.5




FIG.6




FIG. 7