



US00D786426S

(12) **United States Design Patent**  
**Elston et al.**

(10) **Patent No.:** **US D786,426 S**

(45) **Date of Patent:** **\*\* May 9, 2017**

(54) **ABSORBENT ARTICLE SUBSTRATE WITH A PATTERN**

(71) Applicant: **The Procter & Gamble Company**,  
Cincinnati, OH (US)

(72) Inventors: **McKenzie Kae Elston**, Cincinnati, OH  
(US); **Sarah Nicole Wolfe**, Cincinnati,  
OH (US)

(73) Assignee: **The Procter & Gamble Company**,  
Cincinnati, OH (US)

(\*\*) Term: **15 Years**

(21) Appl. No.: **29/530,021**

(22) Filed: **Jun. 12, 2015**

**Related U.S. Application Data**

(63) Continuation-in-part of application No. 29/528,623,  
filed on May 29, 2015.

(51) **LOC (10) Cl.** ..... **24-04**

(52) **U.S. Cl.**  
USPC ..... **D24/126**

(58) **Field of Classification Search**  
USPC ..... D24/124-126; 604/347, 348, 354,  
604/358-361, 378, 385.01, 385.201,  
604/385.22, 385.24, 385.25

See application file for complete search history.

(56) **References Cited**

**U.S. PATENT DOCUMENTS**

- 5,705,013 A \* 1/1998 Nease ..... A61F 13/15699  
156/163
- D418,926 S \* 1/2000 Owens ..... D25/138
- D421,802 S \* 3/2000 Van Gompel ..... D24/124
- D436,400 S \* 1/2001 Kiecker ..... D24/126

- 7,273,476 B2 \* 9/2007 Mueller ..... A61F 13/49017  
604/385.01
- D590,060 S \* 4/2009 Williams ..... D24/125
- D613,855 S \* 4/2010 Pena ..... D24/124
- 7,905,871 B2 \* 3/2011 Mueller ..... A61F 13/15203  
604/385.201
- 8,062,276 B2 \* 11/2011 Labit ..... A61F 13/49004  
604/385.01
- 8,206,366 B2 \* 6/2012 Datta ..... A61F 13/49009  
604/385.24
- D668,332 S \* 10/2012 Hough ..... D24/124

(Continued)

*Primary Examiner* — Garth Rademaker

*Assistant Examiner* — Samantha Q Lawrence

(74) *Attorney, Agent, or Firm* — Sarah M. DeCristofaro

(57) **CLAIM**

The ornamental design for an absorbent article substrate  
with a pattern, as shown and described.

**DESCRIPTION**

FIG. 1 is a front view of an absorbent article substrate with  
a pattern;

FIG. 2 is a rear view thereof;

FIG. 3 is a left side view thereof;

FIG. 4 is a right side view thereof;

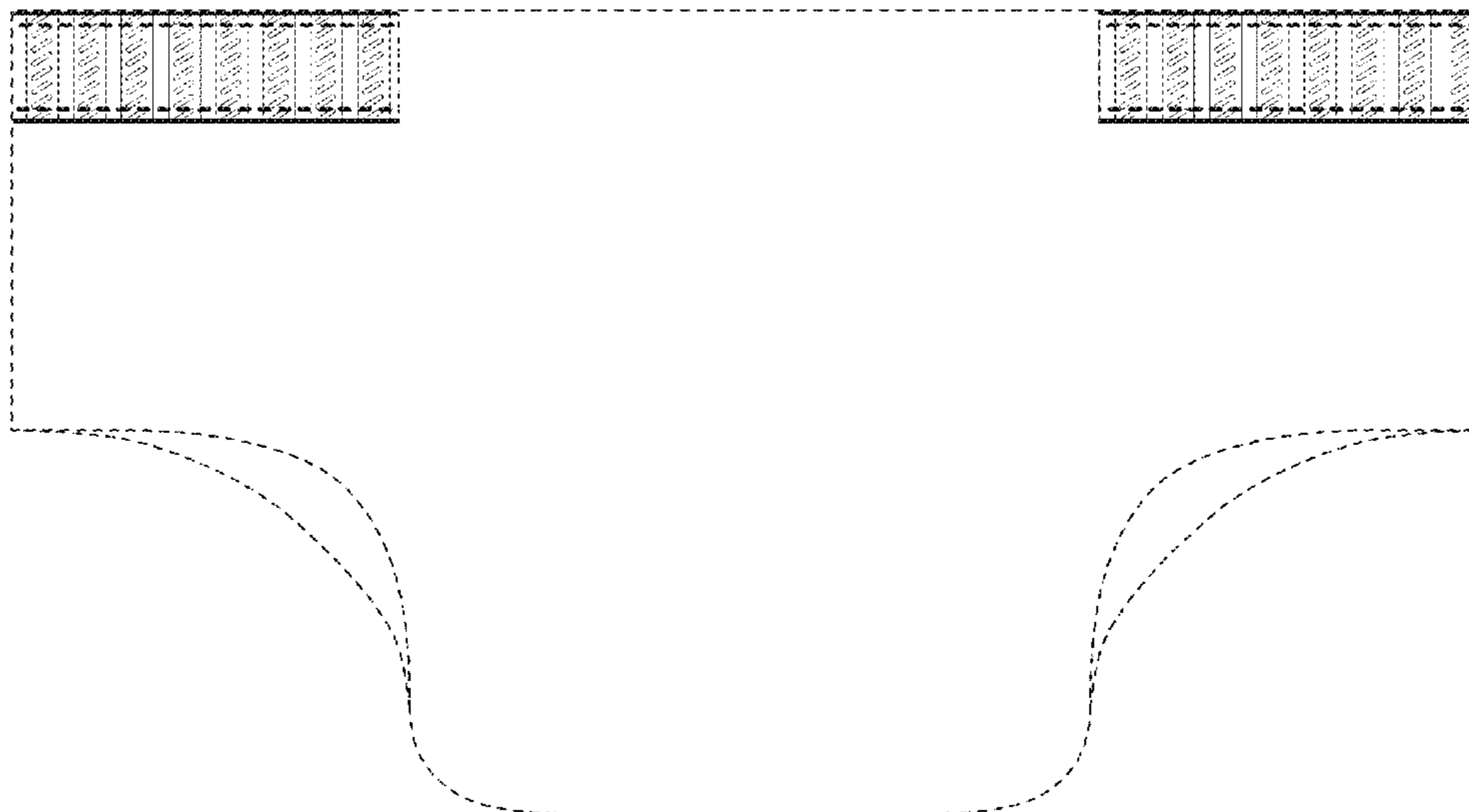
FIG. 5 is a top view thereof; and,

FIG. 6 is a bottom view thereof.

The claimed design comprises a ornamental surface pattern  
printed on flat surfaces in a single plane.

The broken lines within the solid-line boundaries of the  
claimed design, having the appearance of stitching, form a  
part of the claimed design. All other broken lines shown in  
FIGS. 1-6 illustrate portions of the absorbent article sub-  
strate with a pattern that form no part of the claimed design.  
The surfaces or portions not shown in the drawings or  
described in the specification form no part of the claimed  
design.

**1 Claim, 3 Drawing Sheets**




(56)

**References Cited**

U.S. PATENT DOCUMENTS

9,226,862 B2 \* 1/2016 Orchard, IV ..... A61F 13/15804  
2004/0007150 A1 \* 1/2004 Gleave ..... E04G 21/3261  
104/106  
2004/0092900 A1 \* 5/2004 Hoffman ..... A61F 13/495  
604/380  
2007/0093771 A1 \* 4/2007 Arizti ..... A61F 13/4902  
604/385.22

\* cited by examiner






Fig. 2

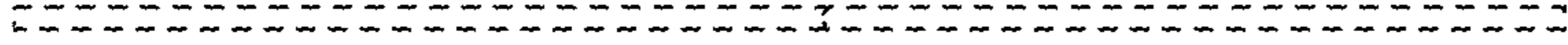


Fig. 3

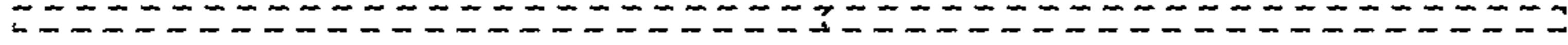


Fig. 4

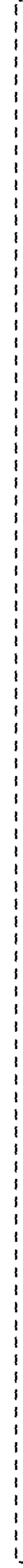


Fig. 5

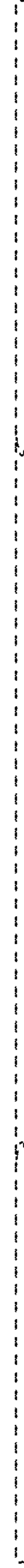


Fig. 6