



US00D786423S

(12) **United States Design Patent** (10) **Patent No.:** **US D786,423 S**  
**Jones et al.** (45) **Date of Patent:** **\*\* May 9, 2017**

(54) **INJECTOR**  
(71) Applicant: **Pfizer Limited**, Kent (GB)  
(72) Inventors: **Dawn Jones**, Sawbridgeworth (GB);  
**David Pearce**, Lilley (GB); **Simon Wilson**, Kedington (GB)  
(73) Assignee: **Pfizer Limited** (GB)  
(\*\*) Term: **14 Years**

D462,760 S \* 9/2002 Ahlgrim ..... D24/112  
D479,603 S \* 9/2003 Tyce ..... D19/164  
D479,747 S \* 9/2003 Bainton ..... D19/164  
D540,465 S \* 4/2007 Bainton ..... D24/114  
D555,609 S \* 11/2007 Galbraith ..... D24/114  
7,695,454 B2 \* 4/2010 Barron ..... A61M 5/31541  
604/187  
D619,702 S \* 7/2010 Galbraith ..... D24/114  
D624,238 S \* 9/2010 Turner ..... D24/133  
D657,867 S \* 4/2012 Effenberger ..... D24/114  
D676,957 S \* 2/2013 Schneider ..... D24/113

(Continued)

(21) Appl. No.: **29/497,847**  
(22) Filed: **Jul. 29, 2014**

FOREIGN PATENT DOCUMENTS

EM 002211219-0001 3/2013  
EM 002211219-0002 3/2013

(Continued)

(30) **Foreign Application Priority Data**  
Feb. 5, 2014 (EM) ..... 002398792-0001  
Feb. 5, 2014 (EM) ..... 002398792-0002  
Feb. 5, 2014 (EM) ..... 002398792-0003  
Feb. 5, 2014 (EM) ..... 002398792-0004  
Feb. 5, 2014 (EM) ..... 002398792-0005  
Feb. 5, 2014 (EM) ..... 002398792-0006

*Primary Examiner* — David Muller  
*Assistant Examiner* — Nathan Johnston  
(74) *Attorney, Agent, or Firm* — Saidman DesignLaw Group, LLC

(51) **LOC (10) Cl.** ..... **24-02**  
(52) **U.S. Cl.**  
USPC ..... **D24/113**

(57) **CLAIM**

The ornamental design for an injector, as shown and described.

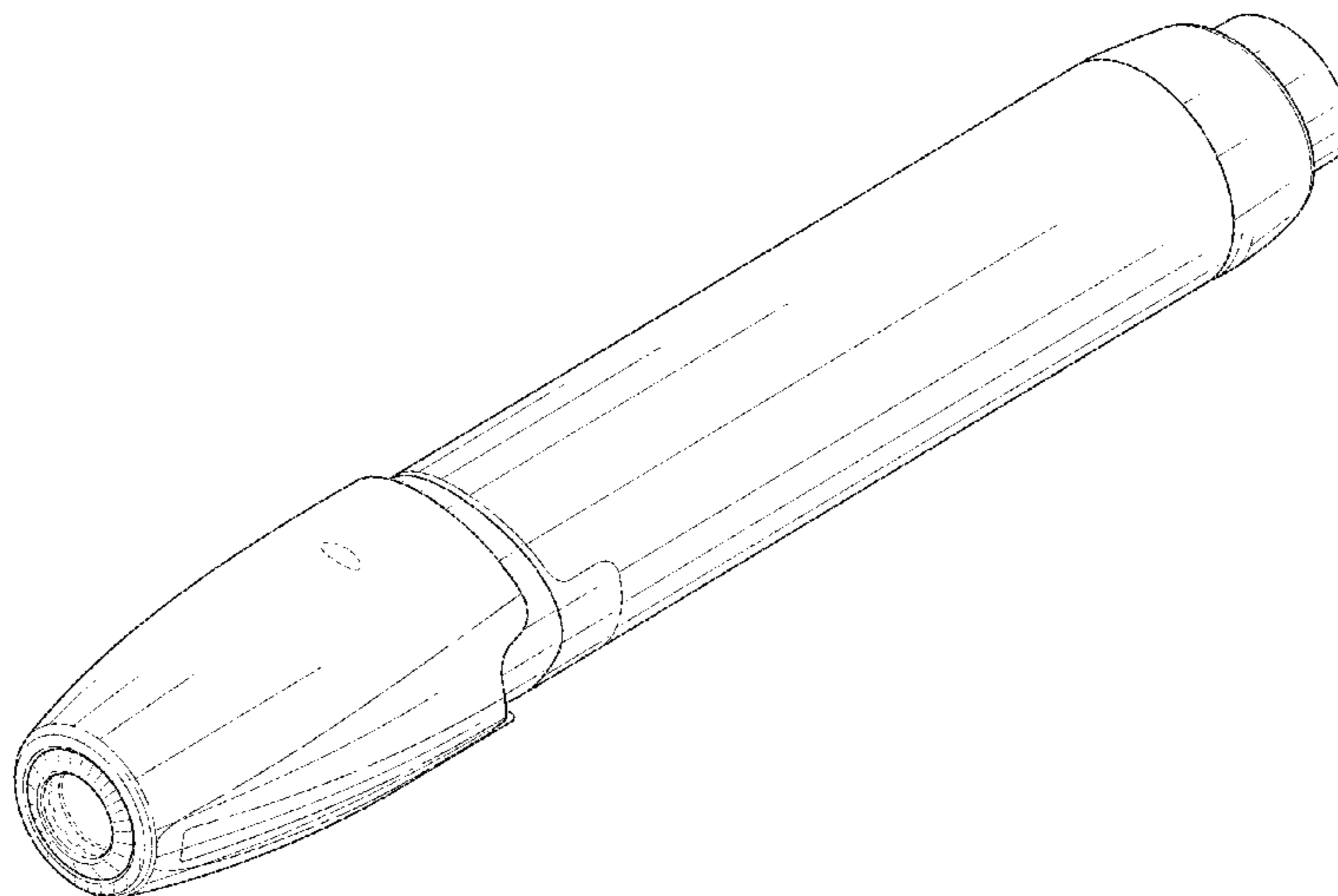
(58) **Field of Classification Search**  
USPC ..... D24/112-114, 133, 186, 104, 127-131;  
606/181, 185; 604/264, 272, 115, 232,  
604/187, 158, 164.08, 192, 263, 163, 181,  
604/184, 198, 227; 600/101, 139, 143;  
128/200.24, 207.14, 207.15  
CPC ..... A61M 5/2033; A61M 2005/206  
See application file for complete search history.

**DESCRIPTION**

FIG. 1 is a perspective view of an injector showing our new design;  
FIG. 2 is a front elevation view thereof;  
FIG. 3 is a rear elevation view thereof;  
FIG. 4 is a top plan view thereof;  
FIG. 5 is a bottom plan view thereof;  
FIG. 6 is a left side elevation view thereof; and,  
FIG. 7 is a right elevation side view thereof.  
The drawings include light grey shade lines that represent contour and not surface ornamentation.  
The broken lines illustrate structure or features which form no part of the claimed design.

(56) **References Cited**  
U.S. PATENT DOCUMENTS  
D287,877 S \* 1/1987 Holewinski ..... D24/114  
D401,324 S \* 11/1998 Hjertman ..... D24/114  
D439,985 S \* 4/2001 Sanner ..... D24/133

**1 Claim, 4 Drawing Sheets**



(56)

**References Cited**

U.S. PATENT DOCUMENTS

|              |    |   |         |            |       |                        |
|--------------|----|---|---------|------------|-------|------------------------|
| D688,790     | S  | * | 8/2013  | Guarraia   | ..... | D24/113                |
| D688,791     | S  | * | 8/2013  | Guarraia   | ..... | D24/113                |
| D690,806     | S  | * | 10/2013 | Nakayama   | ..... | D24/130                |
| D696,771     | S  | * | 12/2013 | Schneider  | ..... | D24/113                |
| D696,773     | S  | * | 12/2013 | Schneider  | ..... | D24/113                |
| D703,314     | S  | * | 4/2014  | Schneider  | ..... | D24/113                |
| D707,351     | S  | * | 6/2014  | Kunze      | ..... | D24/112                |
| D714,932     | S  | * | 10/2014 | Hall       | ..... | D24/112                |
| D717,941     | S  | * | 11/2014 | Mach       | ..... | D24/113                |
| 2012/0283696 | A1 | * | 11/2012 | Cronenberg | ..... | A61M 5/3213<br>604/506 |
| 2014/0243753 | A1 | * | 8/2014  | Bostrom    | ..... | A61M 5/3202<br>604/198 |
| 2014/0336589 | A1 | * | 11/2014 | Sund       | ..... | A61M 5/2033<br>604/198 |
| 2014/0364812 | A1 | * | 12/2014 | Lumme      | ..... | A61M 5/2033<br>604/198 |

FOREIGN PATENT DOCUMENTS

|    |                |        |
|----|----------------|--------|
| EM | 002211219-0003 | 3/2013 |
| EM | 002211219-0004 | 3/2013 |
| EM | 002211219-0005 | 3/2013 |
| EM | 002211219-0006 | 3/2013 |

\* cited by examiner

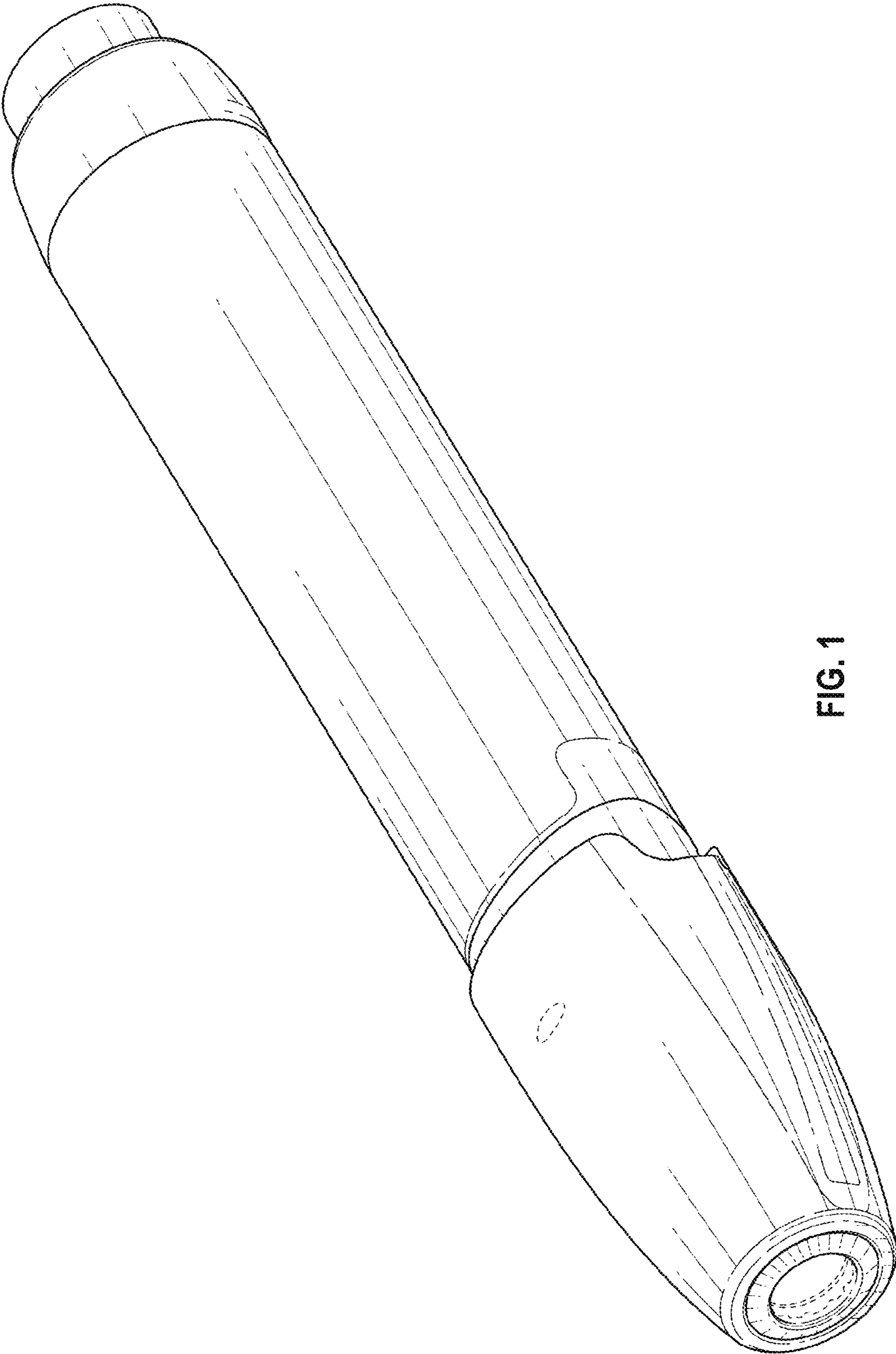


FIG. 1

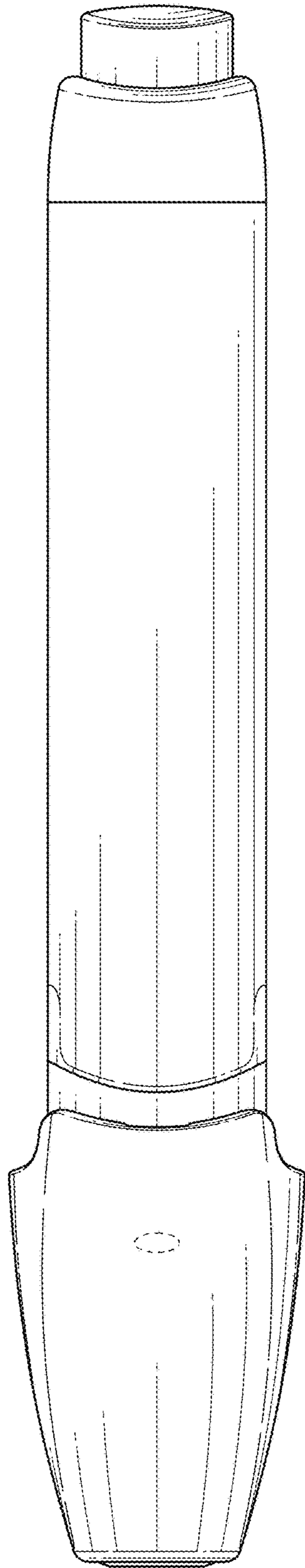


FIG. 2

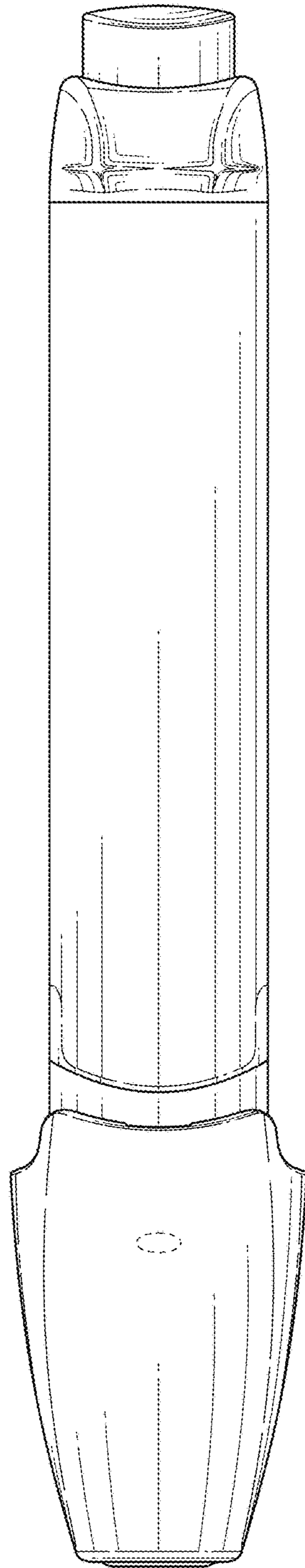


FIG. 3

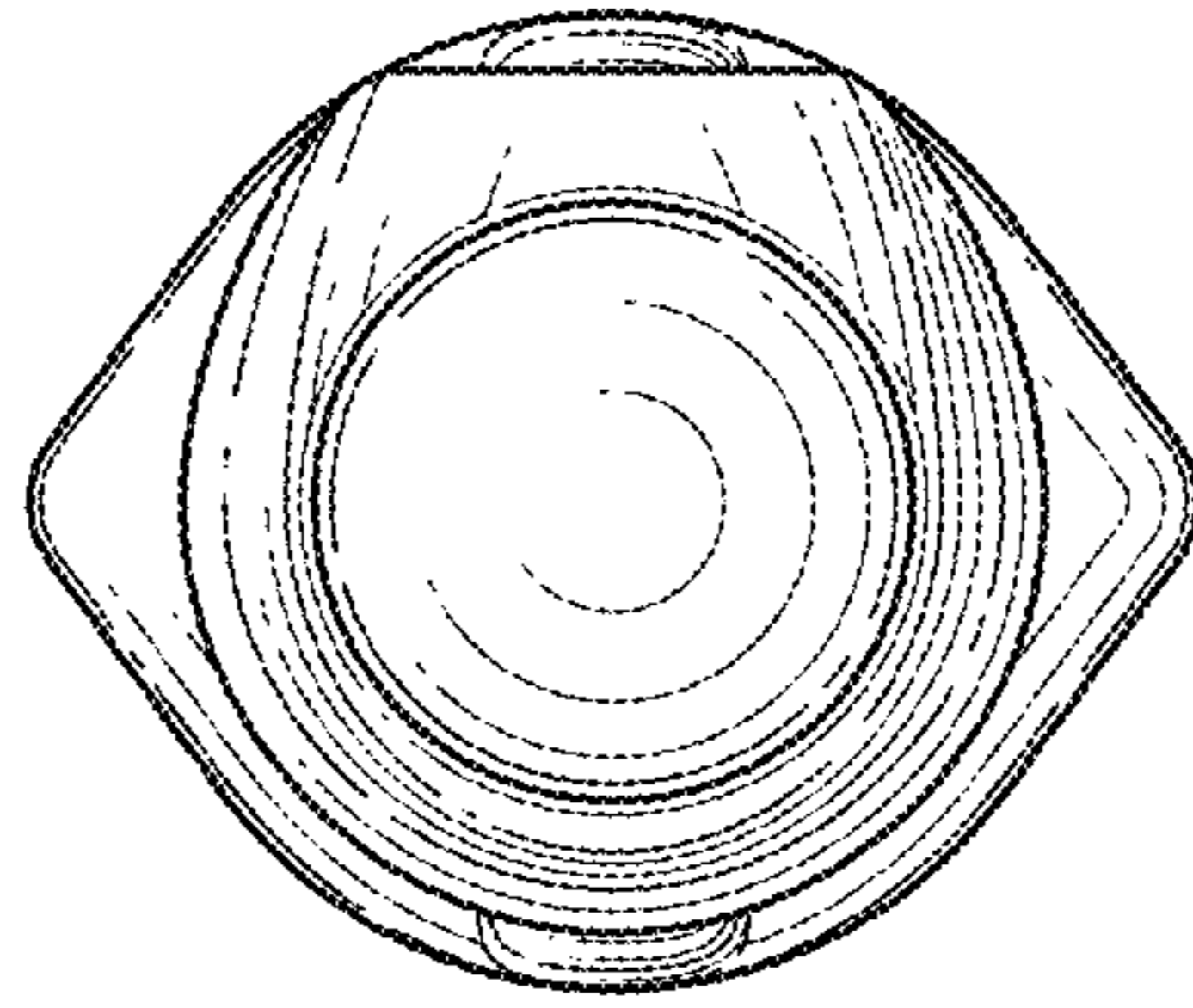


FIG. 4

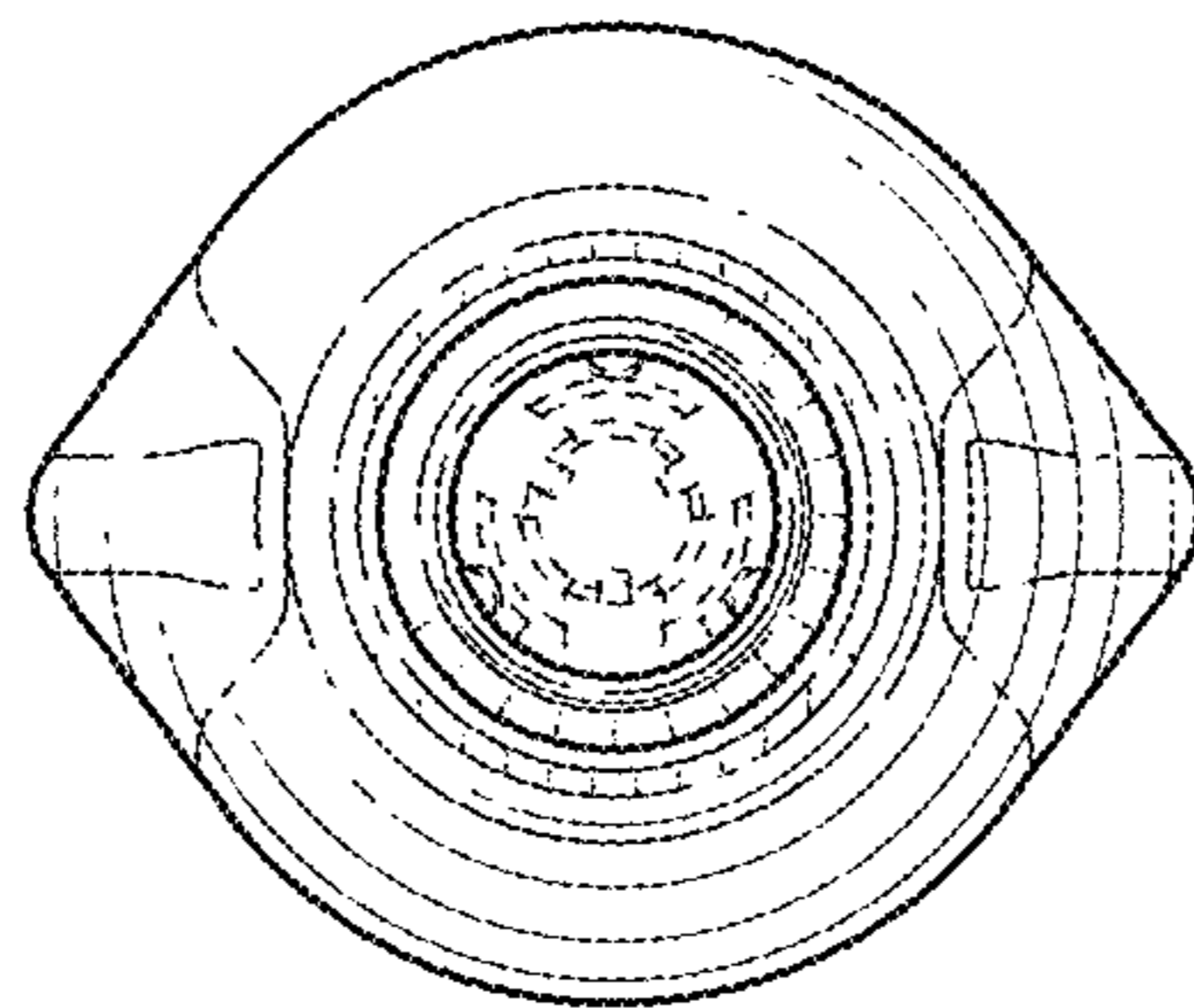


FIG. 5

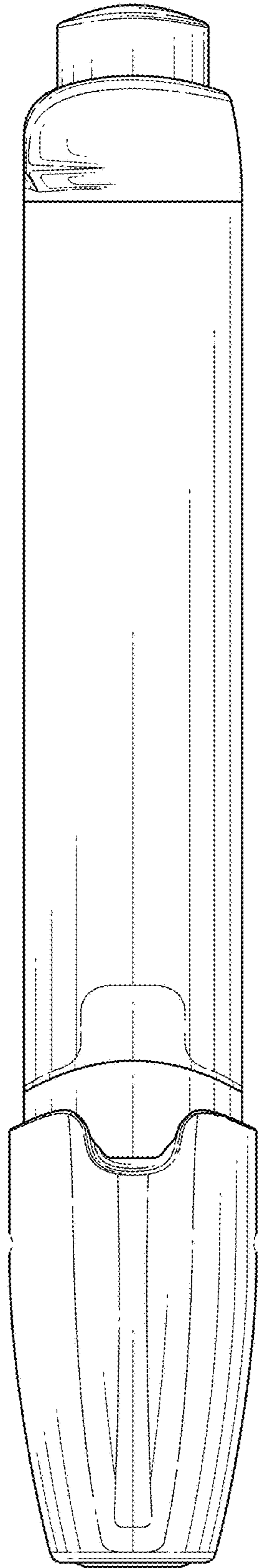


FIG. 6

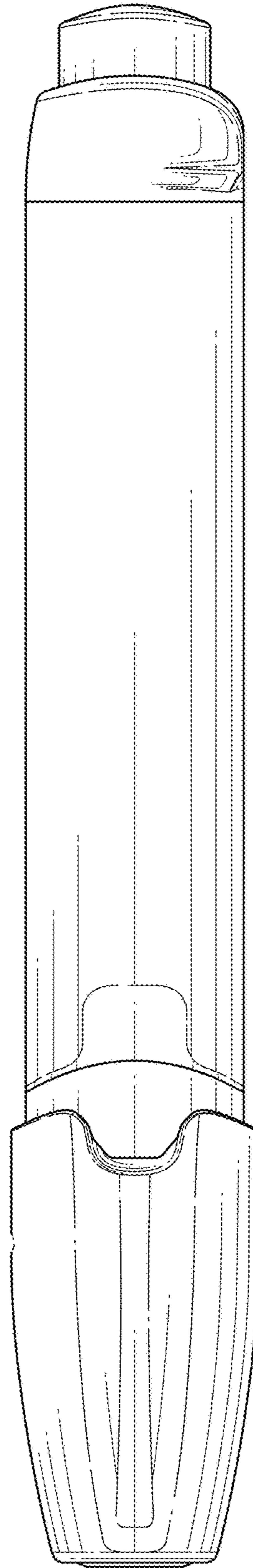


FIG. 7