



US00D786415S

(12) **United States Design Patent**  
**Kim et al.**

(10) **Patent No.:** **US D786,415 S**

(45) **Date of Patent:** **\*\* May 9, 2017**

(54) **DEHUMIDIFIER**

(71) Applicant: **Samsung Electronics Co., Ltd.**,  
Suwon-si (KR)

(72) Inventors: **Daejong Kim**, Seoul (KR);  
**Kyungsoo Sun**, Seoul (KR); **Heejae Jeong**, Seoul (KR); **Minkyung Choi**, Seoul (KR); **Kio Lee**, Seoul (KR)

(73) Assignee: **SAMSUNG ELECTRONICS CO., LTD.**, Gyeonggi-Do (KR)

(\*\*) Term: **15 Years**

(21) Appl. No.: **29/536,159**

(22) Filed: **Aug. 13, 2015**

(30) **Foreign Application Priority Data**

Feb. 13, 2015 (KR) ..... 30-2015-0007979

(51) **LOC (10) Cl.** ..... **23-04**

(52) **U.S. Cl.**  
USPC ..... **D23/359**

(58) **Field of Classification Search**  
USPC ..... D23/355, 356, 366, 364, 359  
CPC . F24F 3/14; B05C 11/00; B65D 37/00; B65D 35/22

See application file for complete search history.

(56) **References Cited**

**U.S. PATENT DOCUMENTS**

D360,028 S \* 7/1995 Matsuda ..... D23/364  
D465,567 S \* 11/2002 Choi ..... D23/364  
D510,989 S \* 10/2005 Dooley ..... D23/335  
D532,880 S \* 11/2006 Ching ..... D23/335  
D539,403 S \* 3/2007 Pino ..... D23/333  
D550,826 S \* 9/2007 Murai ..... D23/364

D562,953 S \* 2/2008 Lewis ..... D23/332  
D569,957 S \* 5/2008 Shapiro ..... D23/317  
D578,192 S \* 10/2008 Yoo ..... D23/333  
D578,629 S \* 10/2008 Yoo ..... D23/333  
D578,630 S \* 10/2008 Shapiro ..... D23/332  
D598,528 S \* 8/2009 Choi ..... D23/359  
D676,537 S \* 2/2013 Yoo ..... D23/359  
D683,007 S \* 5/2013 Spiegel ..... D23/364  
D683,839 S \* 6/2013 Yamashita ..... D23/364  
D716,425 S \* 10/2014 Tai ..... D23/314  
D725,758 S \* 3/2015 Kim ..... D23/333  
D729,919 S \* 5/2015 Yeom ..... D23/359  
D757,239 S \* 5/2016 Kim ..... D23/359  
2015/0276241 A1\* 10/2015 Jeon ..... F24F 3/14  
62/126  
2015/0276242 A1\* 10/2015 Yoon ..... F24F 3/14  
62/291  
2016/0305672 A1\* 10/2016 Jeon ..... F24F 3/1405

\* cited by examiner

*Primary Examiner* — Kevin Rudzinski

(74) *Attorney, Agent, or Firm* — Cantor Colburn LLP

(57) **CLAIM**

The ornamental design for a dehumidifier, as shown and described.

**DESCRIPTION**

FIG. 1 is a perspective view of a dehumidifier, showing our new design;  
FIG. 2 is a front view thereof;  
FIG. 3 is a rear view thereof;  
FIG. 4 is a side view thereof;  
FIG. 5 is another side view thereof;  
FIG. 6 is a top view thereof; and,  
FIG. 7 is a bottom view thereof.

The broken lines illustrating portions of a dehumidifier are environmental purposes only and form no part of the claimed design.

**1 Claim, 7 Drawing Sheets**

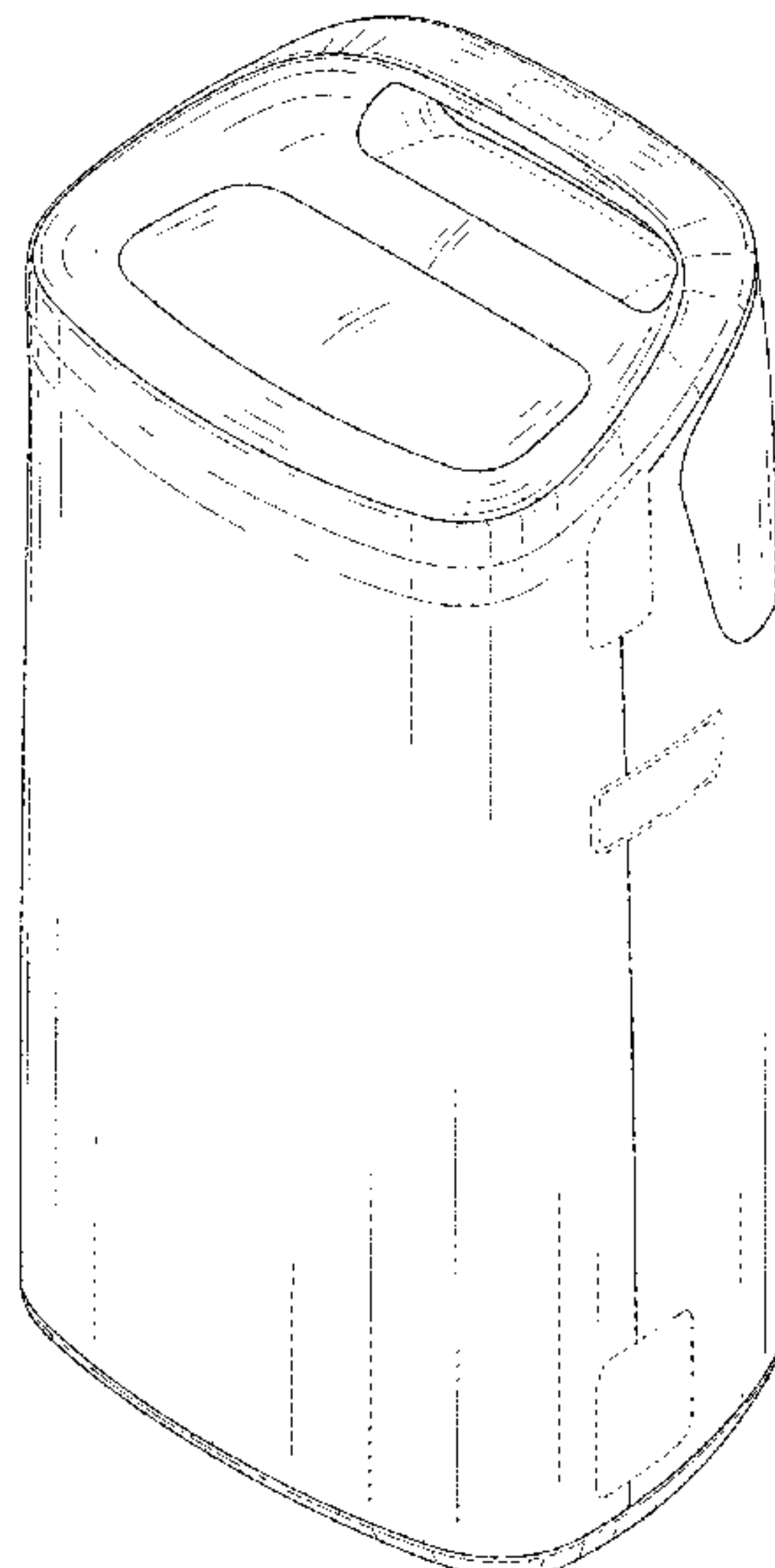


FIG. 1

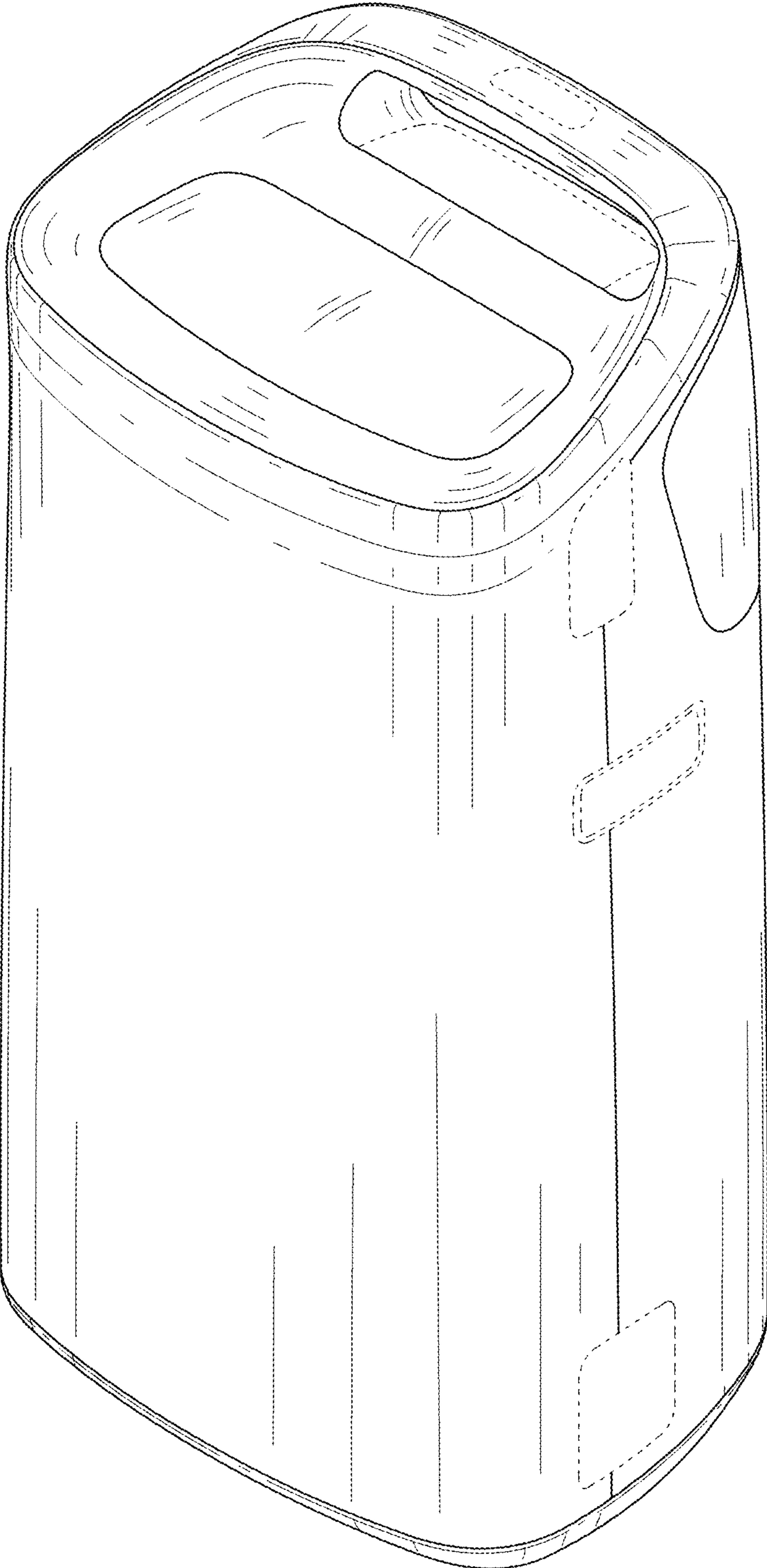


FIG. 2




FIG. 3

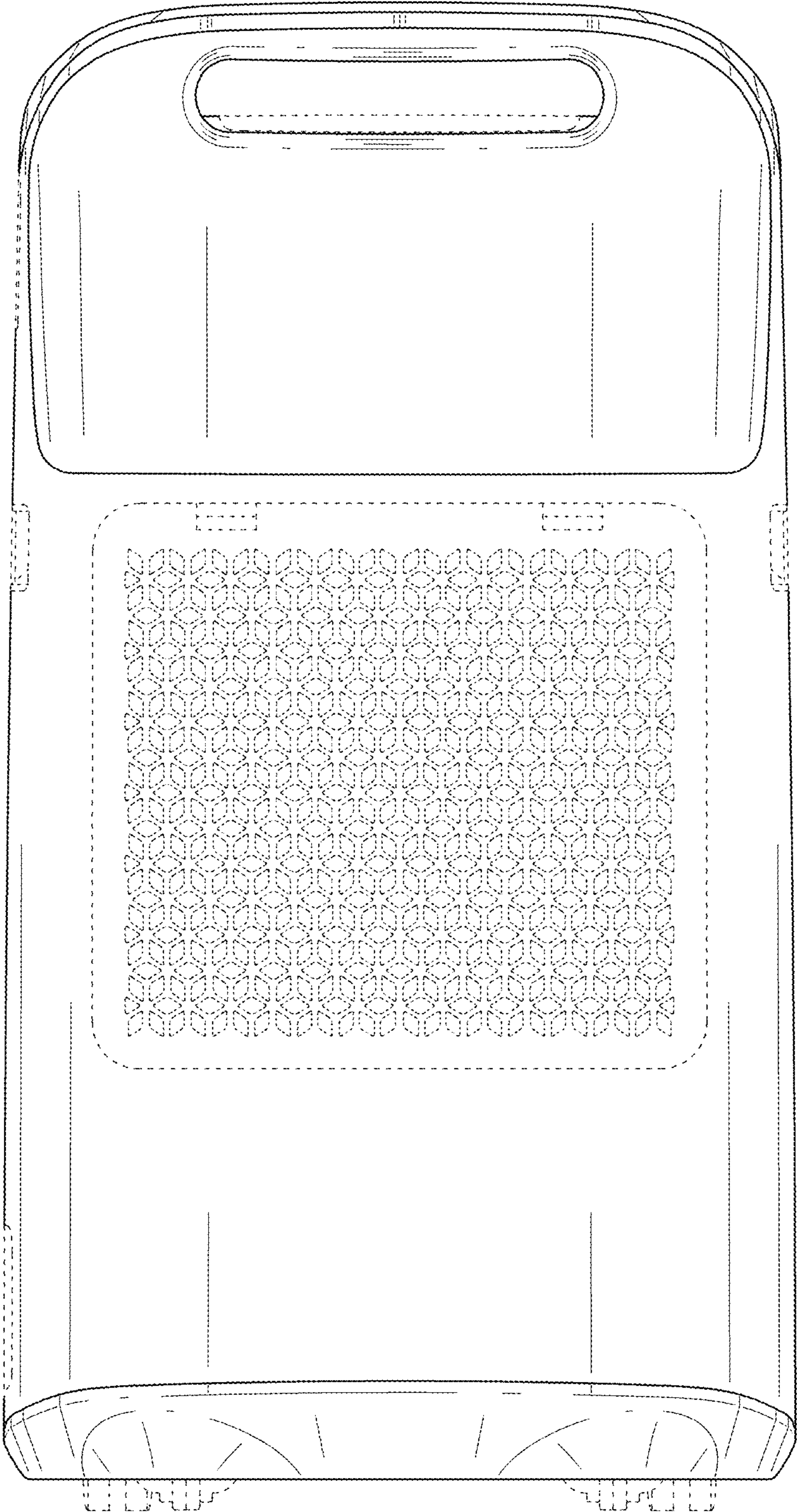




FIG. 4

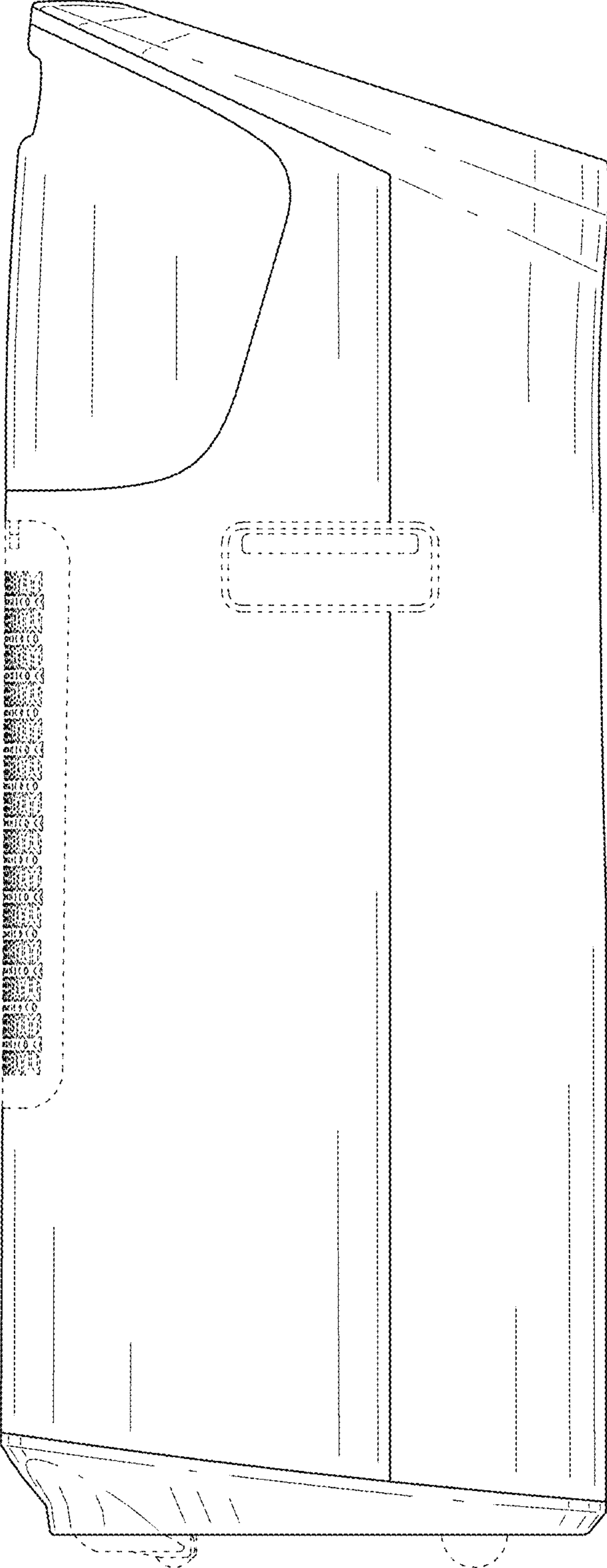


FIG. 5

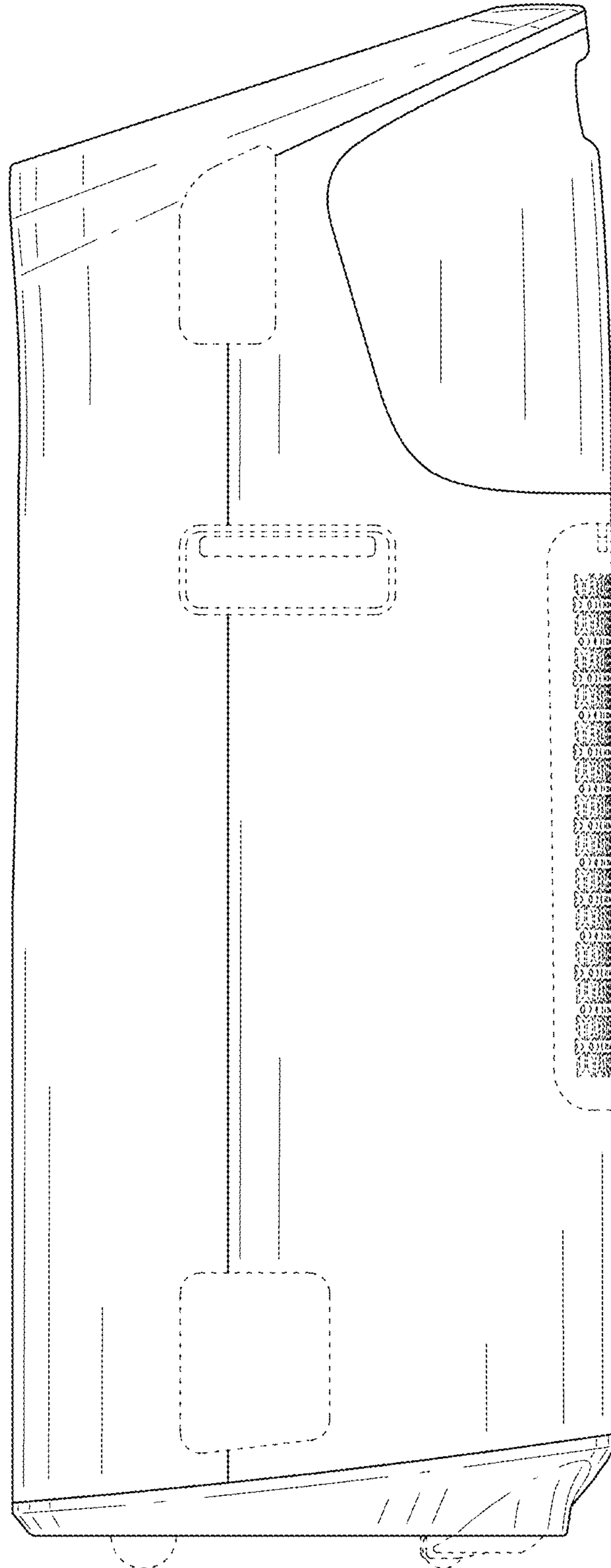


FIG. 6

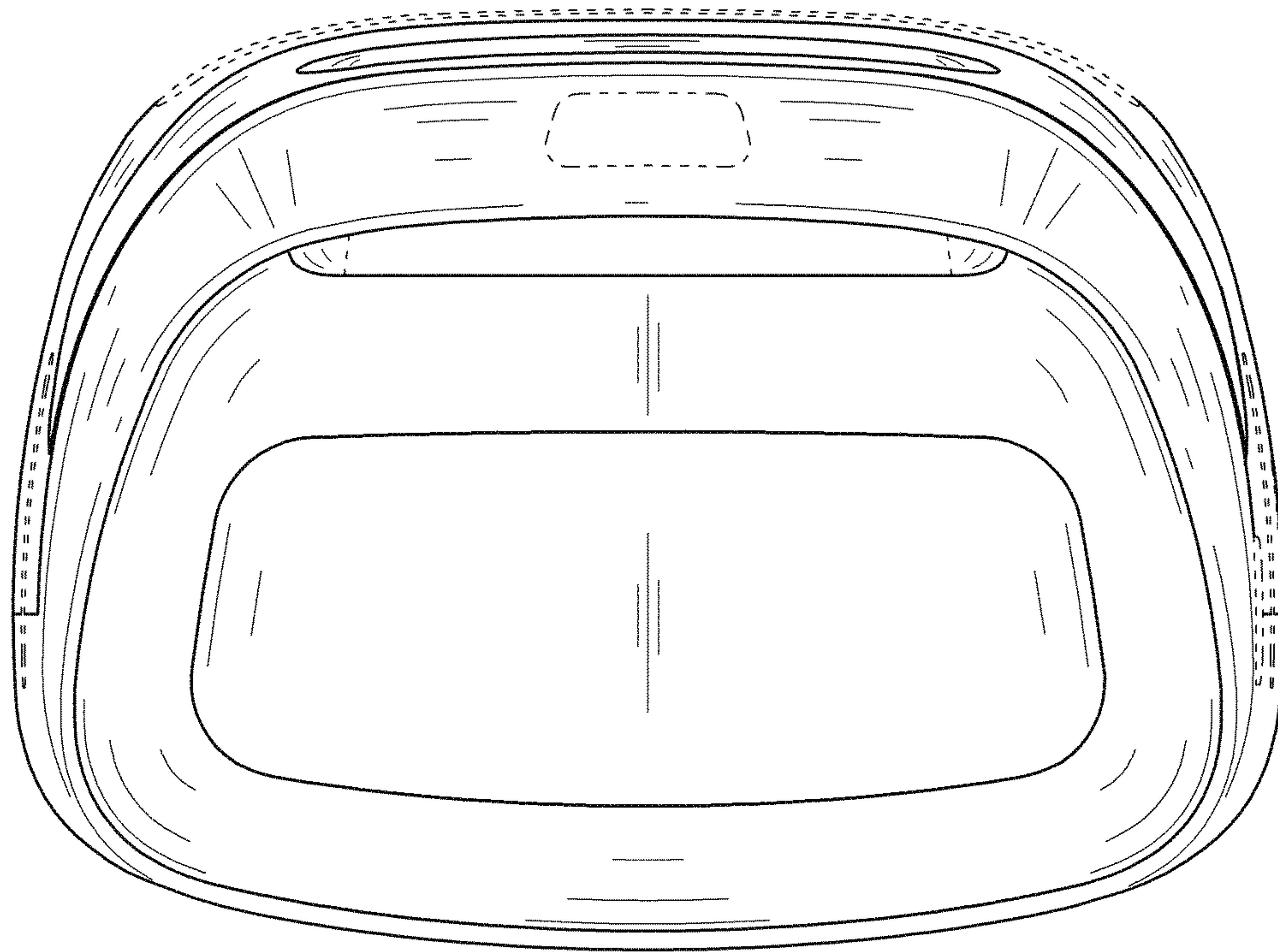


FIG. 7

