



US00D786412S

(12) **United States Design Patent** (10) **Patent No.:** **US D786,412 S**
Jeong et al. (45) **Date of Patent:** **** May 9, 2017**

(54) **BIDET**
(71) Applicant: **IS DONGSEO CO., LTD.**, Seoul (KR)
(72) Inventors: **Jicheol Jeong**, Gwangju-si (KR);
Dal-won Yi, Anyang-si (KR)
(73) Assignee: **IS DONGSEO CO., LTD.**, Seoul (KR)
(**) Term: **15 Years**
(21) Appl. No.: **29/569,176**
(22) Filed: **Jun. 24, 2016**
(30) **Foreign Application Priority Data**
May 23, 2016 (KR) 30-2016-0024441
(51) **LOC (10) Cl.** **23-02**
(52) **U.S. Cl.**
USPC **D23/311**
(58) **Field of Classification Search**
USPC D23/311, 309, 303, 295
CPC A47K 13/00; A47K 13/005; A47K 13/02;
A47K 13/06
See application file for complete search history.

(56) **References Cited**
U.S. PATENT DOCUMENTS
D463,853 S * 10/2002 Yamanaka D23/311
D620,568 S * 7/2010 Giovannoni D23/311
D688,359 S * 8/2013 Ogata D23/311
D691,249 S * 10/2013 Obara D23/311
D704,317 S * 5/2014 Shinozaki D23/311

* cited by examiner
Primary Examiner — Robert Delehanty
(74) *Attorney, Agent, or Firm* — Cantor Colburn LLP

(57) **CLAIM**
The ornamental design for a bidet, as shown and described.

DESCRIPTION
FIG. 1 is a perspective view of a bidet showing our new design;
FIG. 2 is a front elevational view thereof;
FIG. 3 is a rear elevational view thereof;
FIG. 4 is a left side elevational view thereof;
FIG. 5 is a right side elevational view thereof;
FIG. 6 is a top plan view thereof; and,
FIG. 7 is a bottom plan view thereof.

1 Claim, 5 Drawing Sheets




FIG. 1




FIG. 2




FIG. 3




FIG. 4




FIG. 5

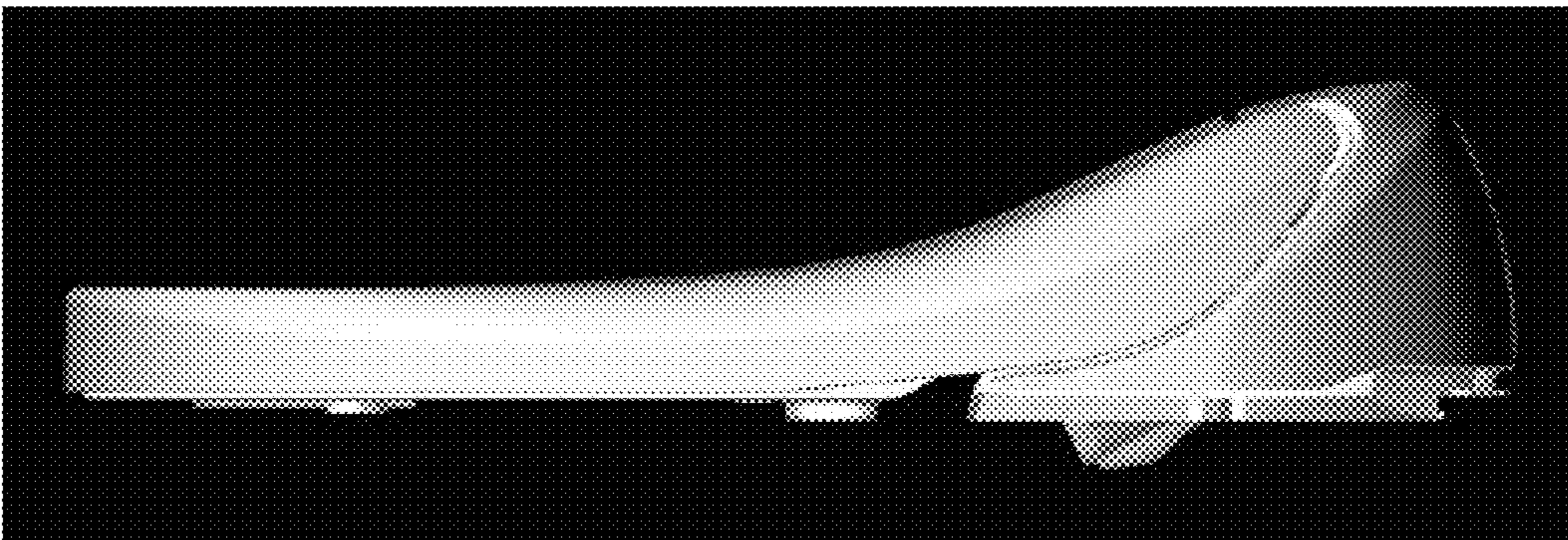


FIG. 6




FIG. 7

