



US00D786373S

(12) **United States Design Patent** (10) **Patent No.:** **US D786,373 S**
Kim (45) **Date of Patent:** **** May 9, 2017**

(54) **GOLF BALL**

43/06; A63B 2043/001; A63B 45/02;
A63B 65/06

(71) Applicant: **Volvik, Inc.**, Chungcheongbuk-do (KR)

See application file for complete search history.

(72) Inventor: **Soo Hyun Kim**, Seoul (KR)

(56) **References Cited**

(73) Assignee: **VOLVIK, INC.**, Chungcheongbuk-Do (KR)

U.S. PATENT DOCUMENTS

(**) Term: **15 Years**

D360,378 S *	7/1995	Albertson	D11/100
5,544,894 A *	8/1996	Howard	A63B 69/0088 446/297
D442,650 S *	5/2001	Allen	D21/595
D498,898 S *	11/2004	Van De Wal	D1/106
D503,955 S *	4/2005	Raymond	D21/708
D673,231 S *	12/2012	Hornsby	D21/714
D713,419 S *	9/2014	Bi	D14/494
D731,014 S *	6/2015	Nardini	D21/708
2012/0046124 A1 *	2/2012	Sullivan	A63B 37/0039 473/372
2012/0142250 A1 *	6/2012	Andersen	A63H 3/365 446/321

(21) Appl. No.: **29/545,142**

(22) Filed: **Nov. 10, 2015**

(30) **Foreign Application Priority Data**

Oct. 15, 2015 (KR) 30-2015-0051888

(Continued)

(51) **LOC (10) Cl.** **21-02**

FOREIGN PATENT DOCUMENTS

(52) **U.S. Cl.**
USPC **D21/708**; D21/714

CN	301014154	*	9/2009
CN	301687248	*	9/2011

(58) **Field of Classification Search**

USPC D21/707-714, 373, 386, 390, 398, 438,
D21/439, 621, 622, 623, 625, 627, 630,
D21/658, 659; D30/160; D14/485, 494,
D14/495; D18/27, 33; D5/5, 14, 26, 27,
D5/65; D20/11, 24, 25, 30, 31;
D24/189; D19/4, 7, 8; D11/205, 217,
D11/219, 224, 233, 239, 240, 31, 32, 44,
D11/49, 53, 82, 83, 100, 101, 127, 128;
40/327; 428/11

(Continued)

CPC . A63B 37/00; A63B 37/0003; A63B 37/0022;
A63B 37/007; A63B 37/0098; A63B
37/12; A63B 37/14; A63B 39/00; A63B
39/06; A63B 2039/003; A63B 41/00;
A63B 41/08; A63B 43/00; A63B 43/002;
A63B 43/004; A63B 43/007; A63B
43/008; A63B 43/02; A63B 43/04; A63B

Primary Examiner — Catherine Tuttle
(74) *Attorney, Agent, or Firm* — Harness, Dickey &
Pierce, P.L.C.


(57) **CLAIM**

The new ornamental design for a golf ball, as shown and described.

DESCRIPTION

FIG. 1 is a front view of the golf ball showing my new design; and,
FIG. 2 is a rear view thereof.
The broken line showing the golf ball perimeter is for illustrative purposes only and forms no part of the claimed

(Continued)



design. The golf ball portions between the perimeter and character outline likewise forms no part of the claimed design.

1 Claim, 2 Drawing Sheets

(56) **References Cited**

U.S. PATENT DOCUMENTS

2015/0265934 A1* 9/2015 Taylor A63H 33/00
446/484

FOREIGN PATENT DOCUMENTS

CN	302431610	*	5/2013	
CN	302560761	*	9/2013	
CN	303468117	*	11/2015	
CN	303533438	*	12/2015	
DE	40503149-0003	*	12/2005	
DE	40705018-0010	*	1/2008	
FR	2374978	A1 *	7/1978 A63B 37/0098
KR	300843748.0000	*	3/2016	
KR	300843751.0000	*	3/2016	
KR	300843752.0000	*	3/2016	
KR	300843754.0000	*	3/2016	
KR	300852443.0000	*	5/2016	

* cited by examiner




FIG. 1




Fig. 2