



US00D786369S

(12) **United States Design Patent** (10) **Patent No.:** **US D786,369 S**
Choi (45) **Date of Patent:** **** May 9, 2017**

(54) **BALANCE BOARD**
(71) Applicant: **NEOPHYSIO TEC CO., LTD.**, Daegu (KR)
(72) Inventor: **Sang Joon Choi**, Daegu (KR)
(73) Assignee: **NEOPHYSIO TEC CO., LTD.**, Daegu (KR)
(**) Term: **15 Years**
(21) Appl. No.: **29/555,737**
(22) Filed: **Feb. 24, 2016**
(51) **LOC (10) Cl.** **21-02**
(52) **U.S. Cl.**
USPC **D21/688**
(58) **Field of Classification Search**
USPC D21/797, 694, 671, 686, 698, 699, 680, D21/685, 692, 662, 687, 689, 318, 688, D21/412, 333, 683, 798, 421, 399; 482/142, 52, 51, 30, 74, 91, 140, 25, 94, 482/105, 93, 110, 146, 125, 126, 123, 482/139, 79, 80, 71, 147, 34, 77; 428/122; D6/349, 582, 592, 335, 350, D6/583, 588, 585; 297/461, 223, 423.41; 248/678; 473/278, 218, 269; 280/205, 280/87.042, 609; D19/59
CPC A63B 26/003; A63B 22/16; A63B 22/18; A63B 21/0442; A63B 21/4035; A63B 2208/0204; A63B 21/0004; A63B 22/14; A63B 69/0093; A63B 23/0458
See application file for complete search history.

(56) **References Cited**
U.S. PATENT DOCUMENTS
D265,411 S * 7/1982 Hedenblad D21/688
D379,647 S * 6/1997 Levinthal D12/11
D442,247 S * 5/2001 Koester D21/760


D558,290 S * 12/2007 Findling D21/765
D583,006 S * 12/2008 Hennings, III D21/801
D599,149 S * 9/2009 White D6/582
D607,525 S * 1/2010 Marciano D21/769
D630,687 S * 1/2011 Meinel D21/662
D631,276 S * 1/2011 White D6/582
D645,675 S * 9/2011 Rice D6/406.3
D658,420 S * 5/2012 Liang D6/592
D679,768 S * 4/2013 Dye D21/765
D681,138 S * 4/2013 Hodgkins D21/671
D709,136 S * 7/2014 Goldman D21/412
D740,381 S * 10/2015 Heath D21/688
9,545,533 B2 * 1/2017 Boyer A63B 69/0093
2006/0082089 A1 * 4/2006 Rejtano A63B 22/18
280/87.042
2006/0207011 A1 * 9/2006 Meyers A47K 3/002
4/583
2009/0197748 A1 * 8/2009 Smith A63B 21/0004
482/146
2015/0351573 A1 * 12/2015 Heath A63B 22/16
428/78

* cited by examiner
Primary Examiner — Robert M Spear
Assistant Examiner — Ryan Harvey
(74) *Attorney, Agent, or Firm* — Novick, Kim & Lee, PLLC; Jae Youn Kim

(57) **CLAIM**
I claim the ornamental design for a balance board, as shown and described.

DESCRIPTION
FIG. 1 is a perspective view of a balance board, showing my new design;
FIG. 2 is a front elevational view thereof;
FIG. 3 is a rear elevational view thereof;
FIG. 4 is a left side elevational view thereof;
FIG. 5 is a right side elevational view thereof;
FIG. 6 is a top plan view thereof; and,
FIG. 7 is a bottom plan view thereof.

1 Claim, 5 Drawing Sheets






FIG. 1




FIG. 2




FIG. 3




FIG. 4




FIG. 5




FIG. 6




FIG. 7