



US00D786334S

(12) **United States Design Patent**
Sheldon

(10) **Patent No.:** **US D786,334 S**

(45) **Date of Patent:** **** May 9, 2017**

(54) **EYEWEAR**

(71) Applicant: **Brent Sheldon**, Miami Beach, FL (US)

(72) Inventor: **Brent Sheldon**, Miami Beach, FL (US)

(**) Term: **15 Years**

(21) Appl. No.: **29/543,722**

(22) Filed: **Oct. 27, 2015**

(51) **LOC (10) Cl.** **16-06**

(52) **U.S. Cl.**

USPC **D16/326**; D16/337

(58) **Field of Classification Search**

USPC D16/101, 300–342, 900; D29/109–110;
351/41, 44, 51–52, 62, 158, 92, 103–123,
351/140–153, 63, 59, 45–48; 2/426–432,
2/447–449, 441, 434–437, 440, 442, 13,
2/15; D21/483, 659–661; D14/372;
D8/356

CPC G02C 2200/08; G02C 1/06; G02C 5/14;
G02C 11/02; G02C 11/04; G01C 5/16;
A61M 2021/0044; A63B 33/002

See application file for complete search history.

(56) **References Cited**

U.S. PATENT DOCUMENTS

D407,099 S *	3/1999	Wang	D16/326
D518,502 S *	4/2006	Teng	D16/326
D534,571 S *	1/2007	Chen	D16/319
D565,635 S *	4/2008	Li	D16/326
D570,899 S *	6/2008	Lee	D16/321
D591,789 S *	5/2009	Li	D16/311
D597,124 S *	7/2009	Markovitz	D16/326
D617,366 S *	6/2010	Fulton	D16/309
D619,160 S	7/2010	Sheldon	D16/326
D621,437 S	8/2010	Sheldon	D16/315
D638,049 S	5/2011	Sheldon	D16/326
D638,875 S	5/2011	Sheldon	D16/326
D638,876 S	5/2011	Sheldon	D16/326
D638,877 S	5/2011	Sheldon	D16/326

D646,707 S	10/2011	Sheldon	D16/326
D649,179 S	11/2011	Sheldon	D16/326
D651,640 S	1/2012	Sheldon	D16/326
D669,523 S *	10/2012	Wakata	D16/309
D683,387 S	5/2013	Sheldon	D16/311
D685,409 S	7/2013	Sheldon	D16/315
D687,086 S	7/2013	Sheldon	D16/326
D688,295 S	8/2013	Sheldon	D16/309
D692,942 S	11/2013	Sheldon	D16/309
D709,549 S	7/2014	Sheldon	D16/309
D709,550 S	7/2014	Sheldon	D16/321

(Continued)

OTHER PUBLICATIONS

U.S. Appl. No. 29/308,132 Applicant: Sheldon, Brent filed May 29, 2008.

(Continued)

Primary Examiner — Raphael Barkai

(74) *Attorney, Agent, or Firm* — Norton Rose Fulbright US LLP

(57)

CLAIM

The ornamental design for eyewear, as shown and described.

DESCRIPTION

FIG. 1 is a front perspective view of the eyewear in accordance with my new design;

FIG. 2 is a front elevational view of the design of FIG. 1;

FIG. 3 is a rear elevational view of the design of FIG. 1.

FIG. 4 is a top plan view of the design of FIG. 1;

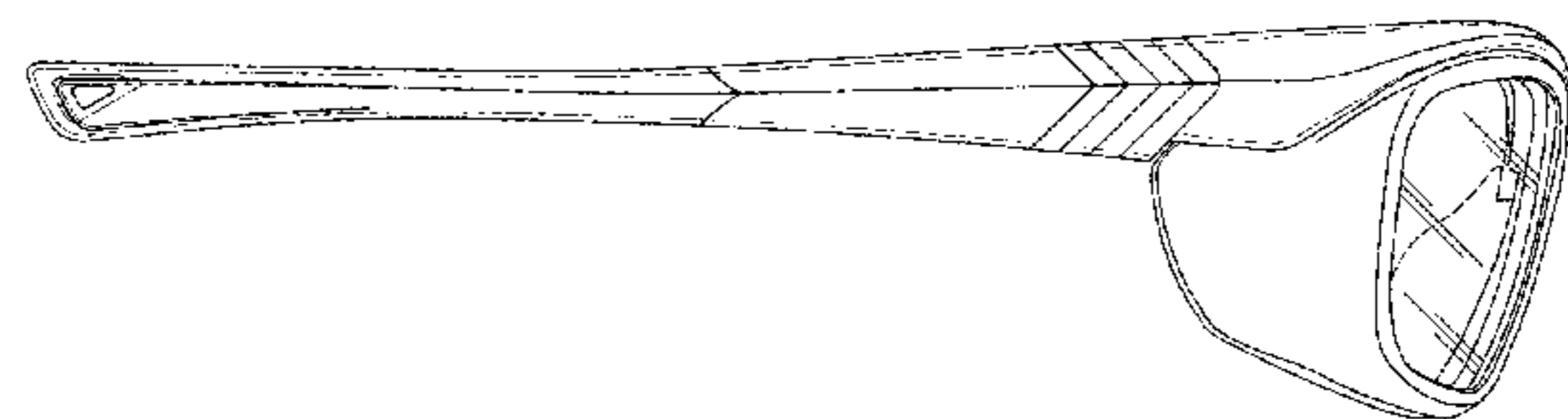
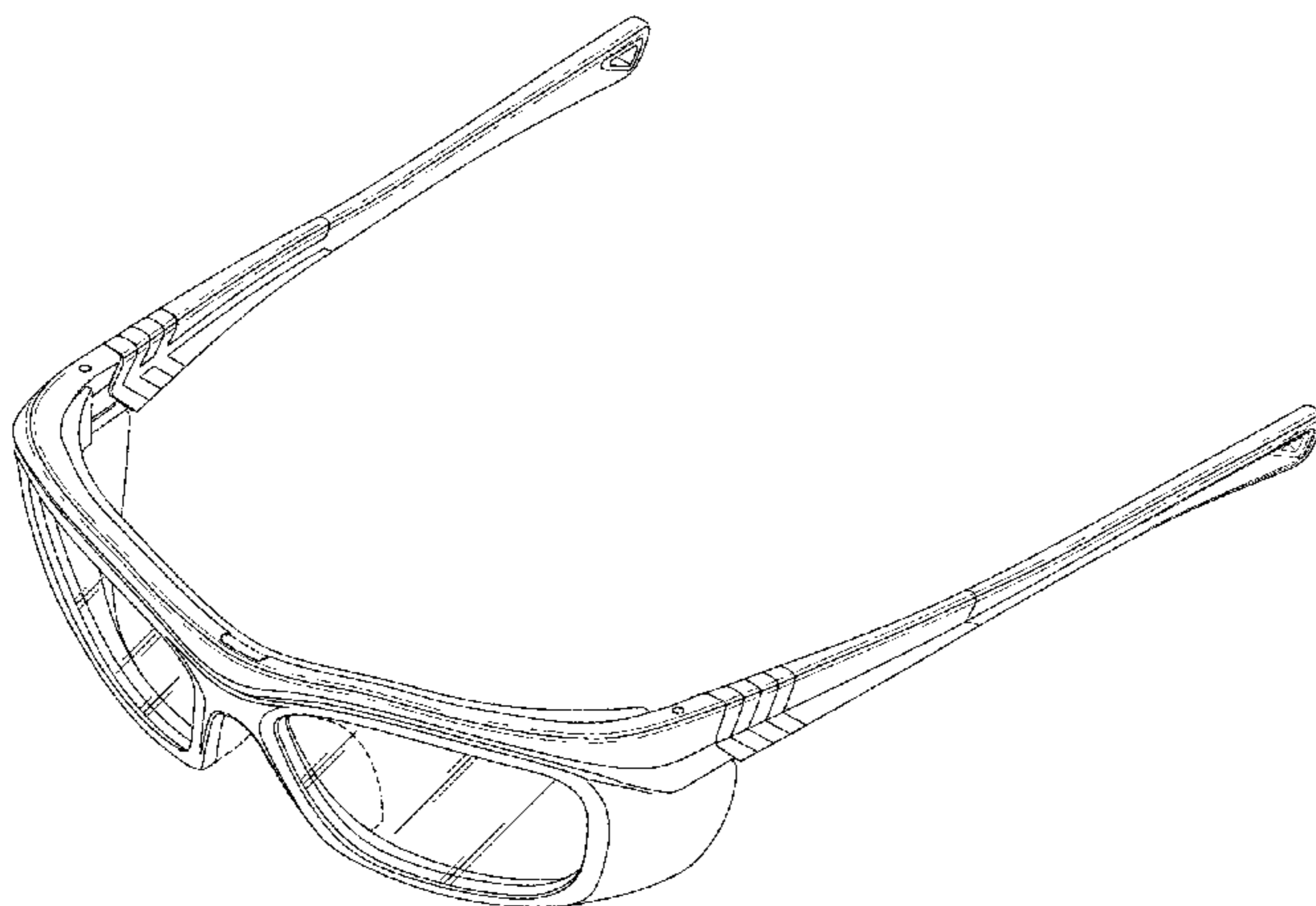
FIG. 5 is a bottom plan view of the design of FIG. 1;

FIG. 6 is a right side elevational view of the design of FIG. 1; and,

FIG. 7 is a left side elevational view of the design of FIG. 1.

Any parts shown in broken lines form no part of the claimed design.

1 Claim, 5 Drawing Sheets



(56)

References Cited

U.S. PATENT DOCUMENTS

D721,124 S	1/2015	Sheldon	D16/309
D722,103 S	2/2015	Sheldon	D16/315
D746,366 S *	12/2015	Markovitz	D16/326
D746,897 S *	1/2016	Markovitz	D16/326

OTHER PUBLICATIONS

U.S. Appl. No. 29/520,819 Applicant: Sheldon, Brent filed Mar. 18, 2015.

U.S. Appl. No. 29/545,587 Applicant: Stryder Eyewear LLC filed Nov. 13, 2015.

U.S. Appl. No. 29/543,841 Applicant: Stryder Eyewear LLC filed Oct. 28, 2015.

* cited by examiner

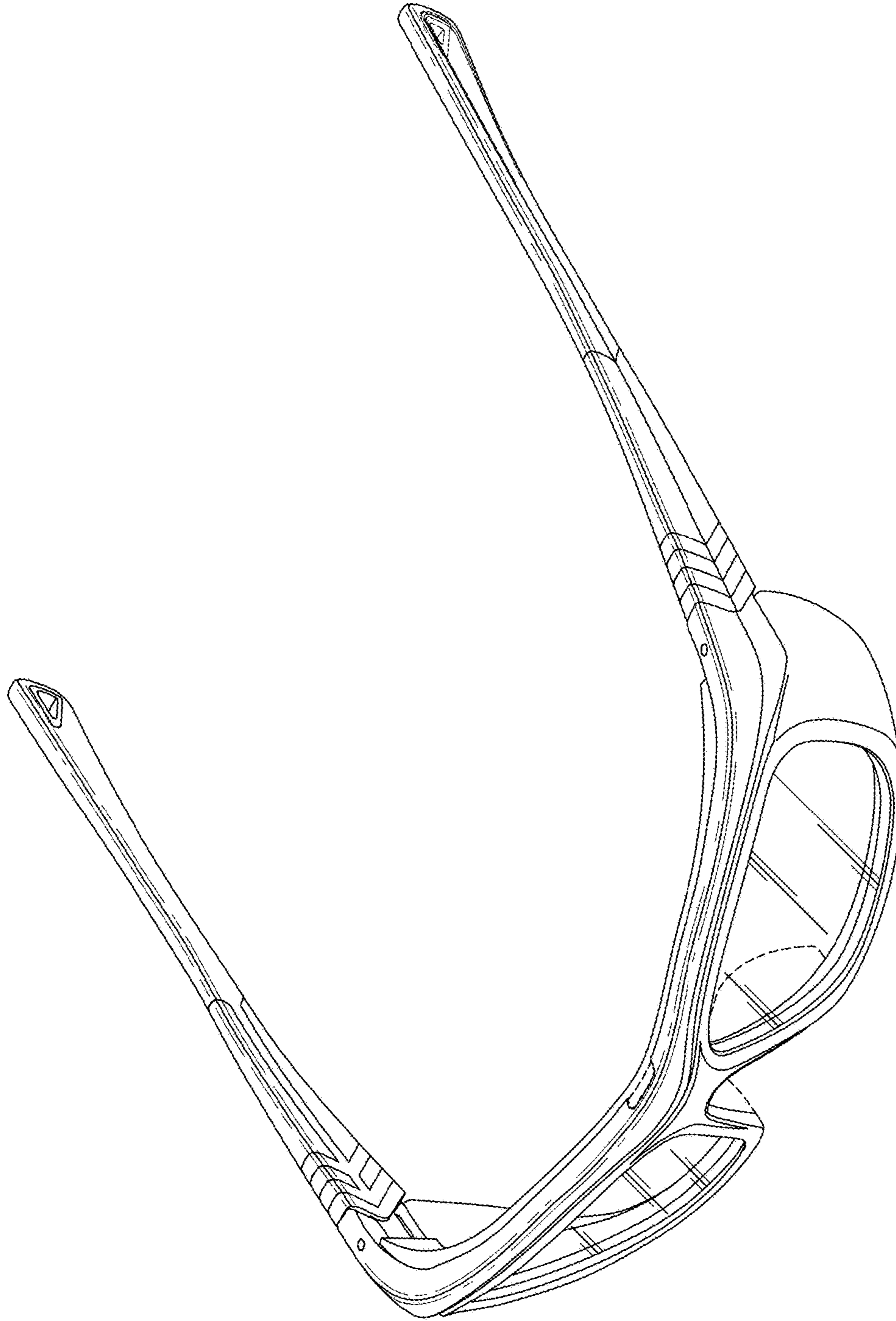


FIG-1

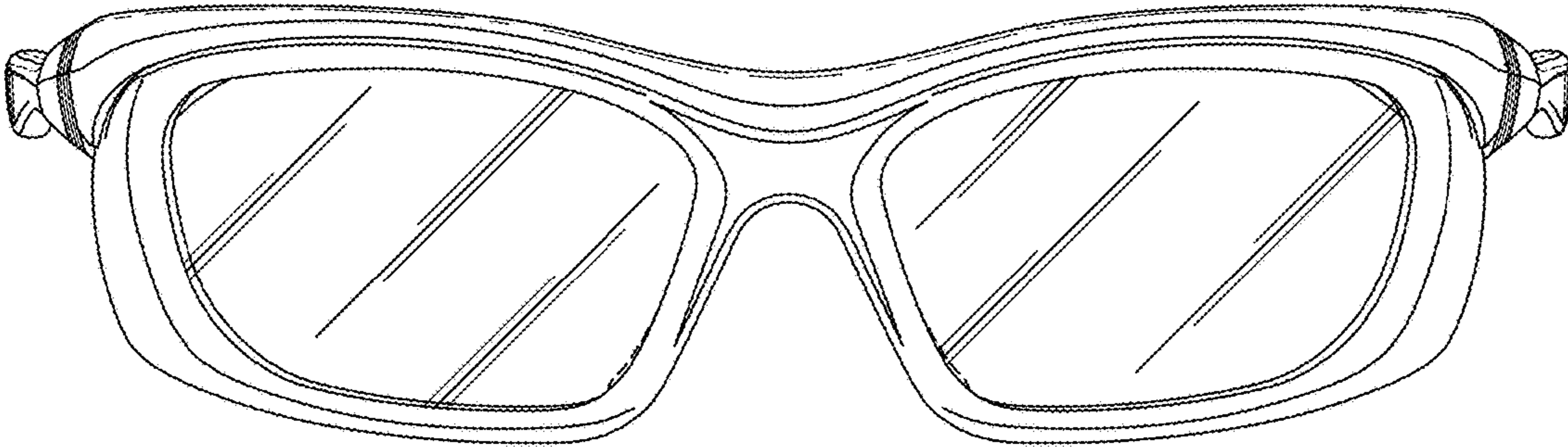


FIG-2

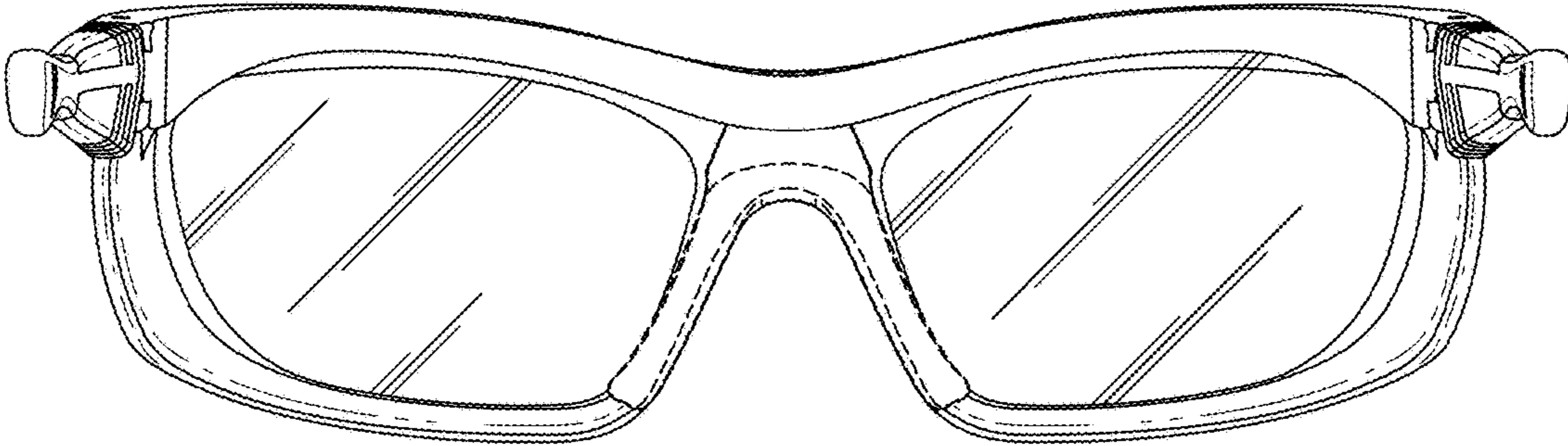


FIG-3

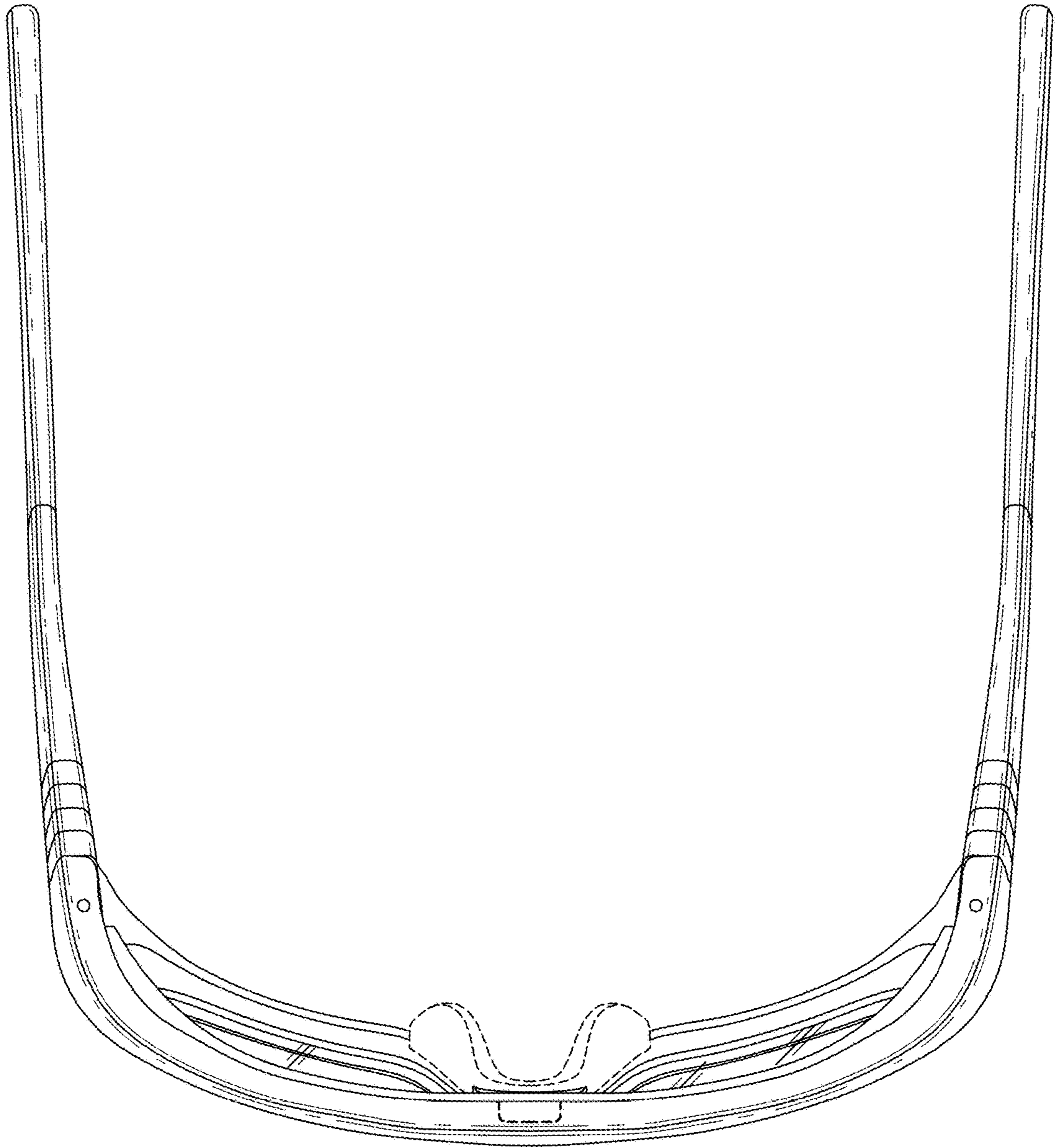


Fig-4




FIG. 5

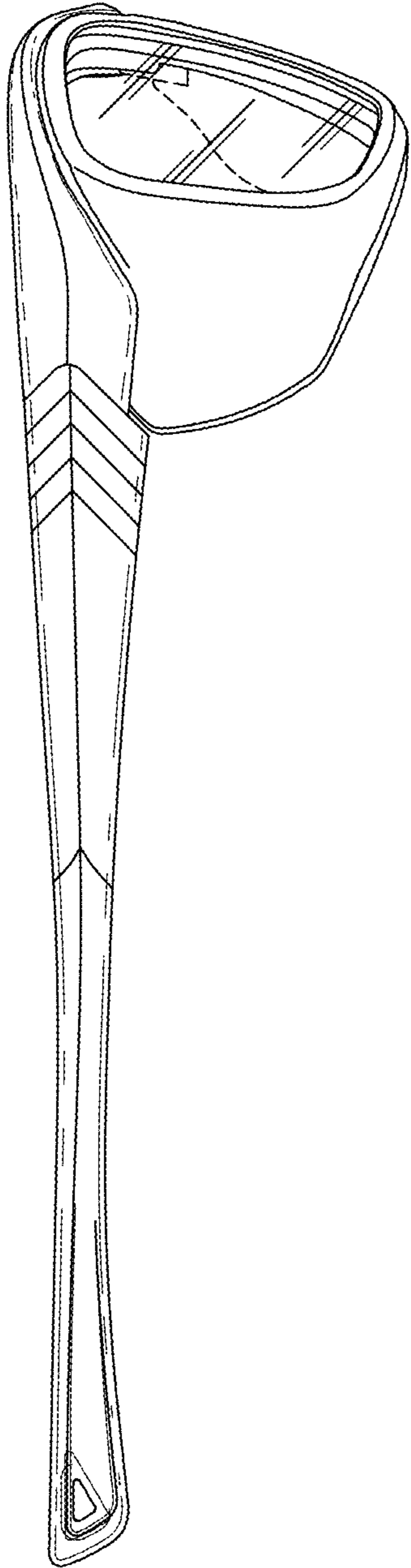


FIG. 6

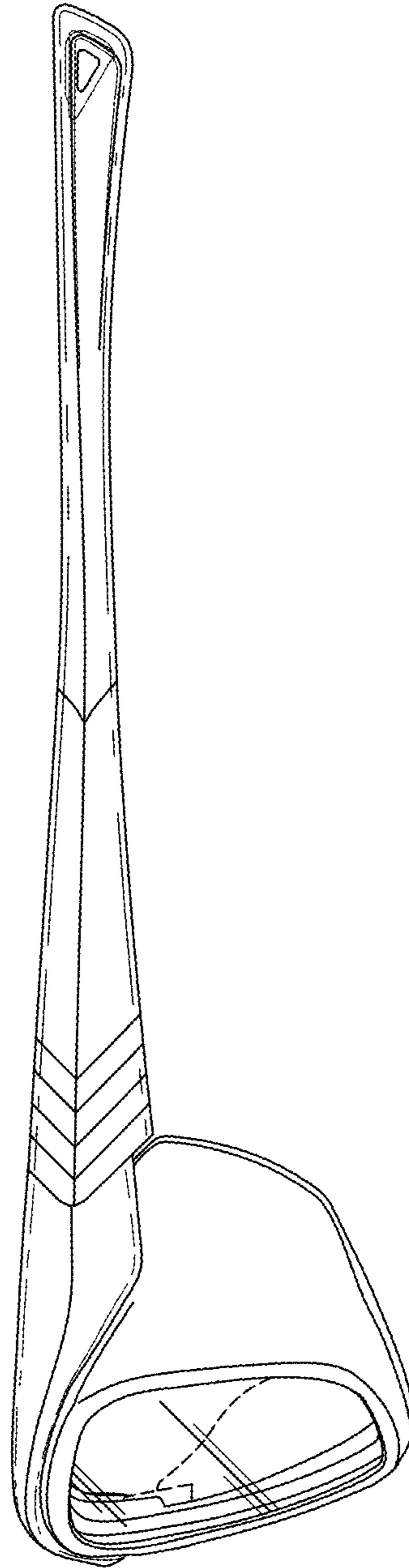


FIG. 7