



US00D786326S

(12) **United States Design Patent** (10) **Patent No.:** **US D786,326 S**
Jeong (45) **Date of Patent:** **** May 9, 2017**

(54) **CUTTING INSERT**
(71) Applicant: **TaeguTec Ltd.**, Daegu (KR)
(72) Inventor: **Chang Won Jeong**, Daegu (KR)
(73) Assignee: **TaeguTec Ltd.**, Daegu (KR)
(**) Term: **15 Years**
(21) Appl. No.: **29/546,453**
(22) Filed: **Nov. 23, 2015**
(51) **LOC (10) Cl.** **15-09**
(52) **U.S. Cl.**
USPC **D15/139**
(58) **Field of Classification Search**
USPC D8/20, 70; D15/126, 131, 138, 139, 140
See application file for complete search history.

D425,086 S * 5/2000 Bernadic D15/139
D426,245 S * 6/2000 Bernadic D15/139
D429,261 S * 8/2000 Hartlohner D15/139
D430,178 S * 8/2000 Hartlohner D15/139
D430,583 S * 9/2000 Fang D15/139
D431,578 S * 10/2000 Muren D15/139
D431,579 S * 10/2000 Hartlohner D15/139
D435,570 S * 12/2000 Hartlohner D15/139
D436,608 S * 1/2001 Hartlohner D15/139
D448,393 S * 9/2001 Hartlohner D15/139
D485,852 S * 1/2004 Arvidsson D15/139
D486,505 S * 2/2004 Arvidsson D15/139
D487,281 S * 3/2004 Roman D15/139
D487,755 S * 3/2004 Kasperik D15/139
D487,756 S * 3/2004 Kasperik D15/139
D487,757 S * 3/2004 Kasperik D15/139
D487,758 S * 3/2004 Kasperik D15/139
D487,759 S * 3/2004 Kasperik D15/139

(Continued)

Primary Examiner — Patricia Palasik
(74) *Attorney, Agent, or Firm* — Hamre, Schumann,
Mueller & Larson, P.C.

(56) **References Cited**
U.S. PATENT DOCUMENTS

D280,514 S * 9/1985 Porat D15/139
D291,889 S * 9/1987 Pettersson D15/139
D341,604 S * 11/1993 Hessman D15/139
D344,276 S * 2/1994 Markusson D15/139
D347,642 S * 6/1994 Lindberg D15/139
D350,549 S * 9/1994 Lindstedt D15/139
D362,859 S * 10/1995 Wiman D15/139
D364,178 S * 11/1995 Hansson D15/139
D365,112 S * 12/1995 Wiman D15/139
D366,882 S * 2/1996 Wiman D15/139
D389,496 S * 1/1998 Muren D15/139
D389,497 S * 1/1998 Muren D15/139
D389,846 S * 1/1998 Muren D15/139
D393,270 S * 4/1998 Muren D15/139
D395,663 S * 6/1998 Muren D15/139
D401,948 S * 12/1998 Reiterman D15/139
D411,551 S * 6/1999 Bernadic D15/139
D416,917 S * 11/1999 Xie D15/139
D423,024 S * 4/2000 Hartlohner D15/139

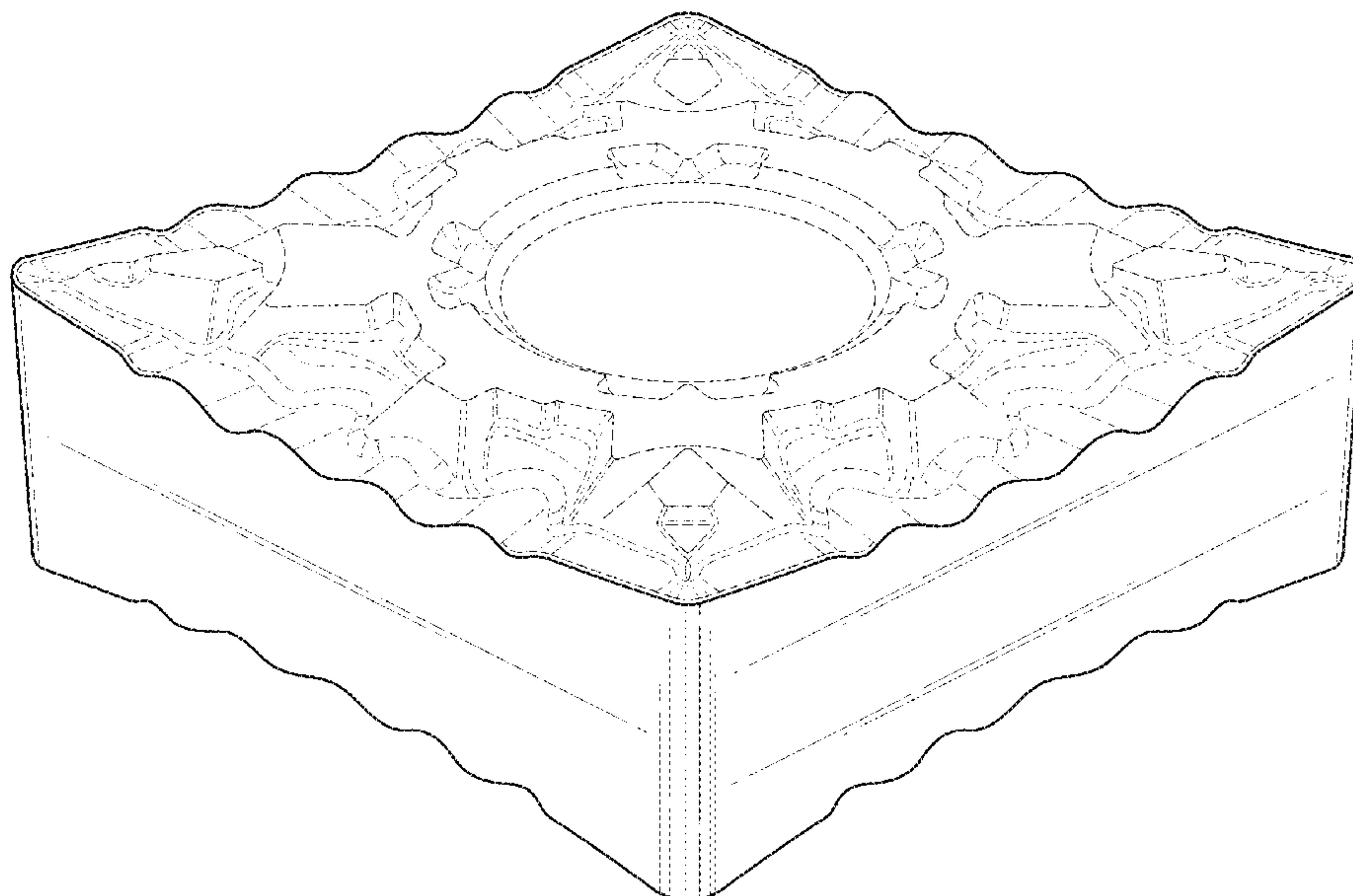
(57) **CLAIM**

The ornamental design for a cutting insert, as shown and described.

DESCRIPTION

FIG. 1 is a perspective view of a cutting insert showing my new design;
FIG. 2 is a front elevational view thereof;
FIG. 3 is a rear elevational view thereof;
FIG. 4 is a left side view thereof;
FIG. 5 is a right side view thereof;
FIG. 6 is a top plan view thereof; and,
FIG. 7 is a bottom plan view thereof.
The broken lines in the drawings depict unclaimed environmental subject matter.

1 Claim, 5 Drawing Sheets



(56)

References Cited

U.S. PATENT DOCUMENTS

D487,901 S *	3/2004	Kasperik	D15/139
D488,175 S *	4/2004	Kasperik	D15/139
D488,176 S *	4/2004	Kasperik	D15/139
D503,181 S *	3/2005	Kasperik	D15/139
D522,025 S *	5/2006	Niebauer	D15/139
D523,039 S *	6/2006	Niebauer	D15/139
D523,040 S *	6/2006	Niebauer	D15/139
D555,684 S *	11/2007	Waggle	D15/139
D635,598 S *	4/2011	Widin	D15/139
D710,917 S *	8/2014	Jung	D15/139
D736,841 S *	8/2015	Jung	D15/139
D744,557 S *	12/2015	Koike	D15/139

* cited by examiner

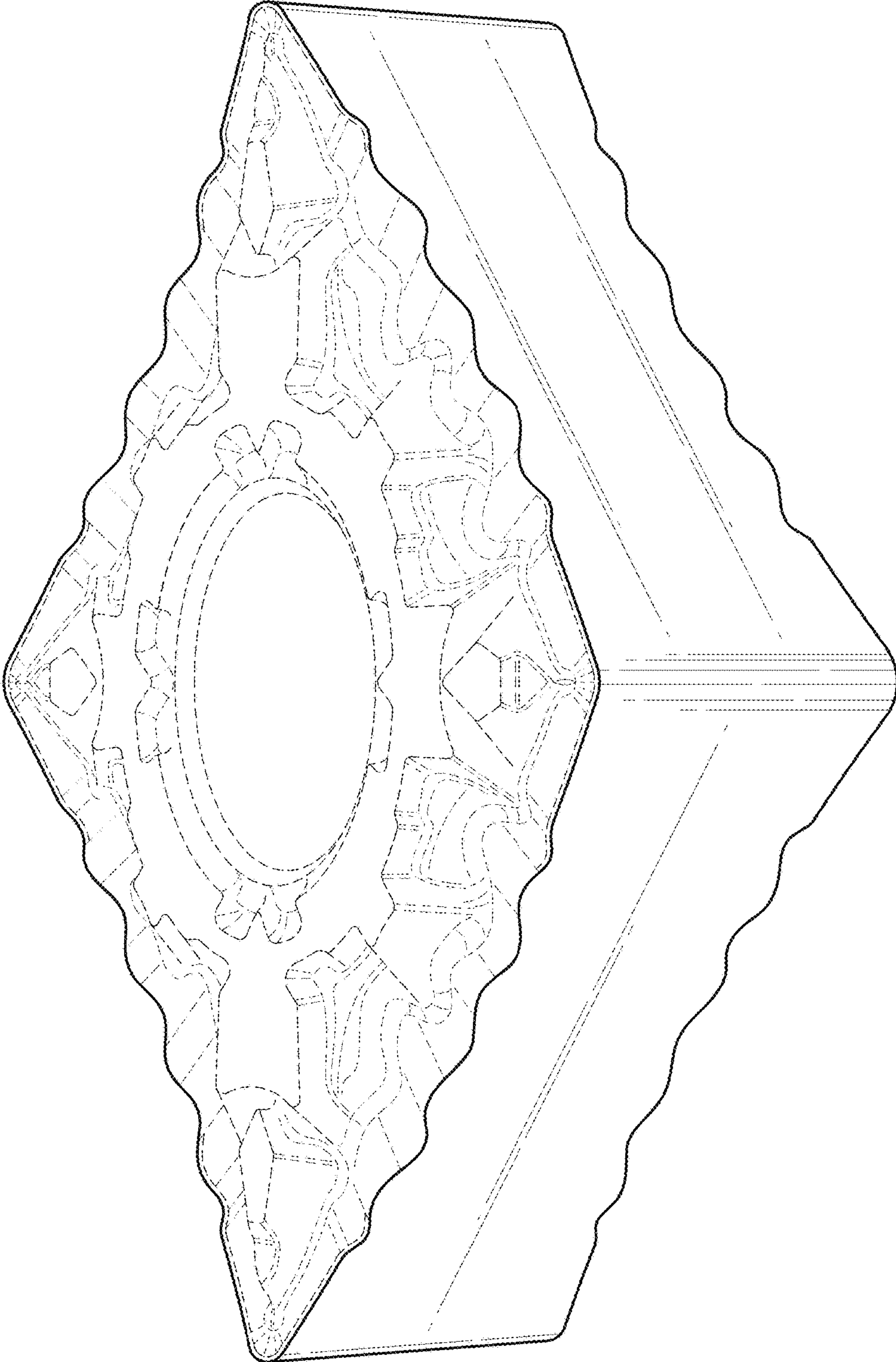


Fig. 1

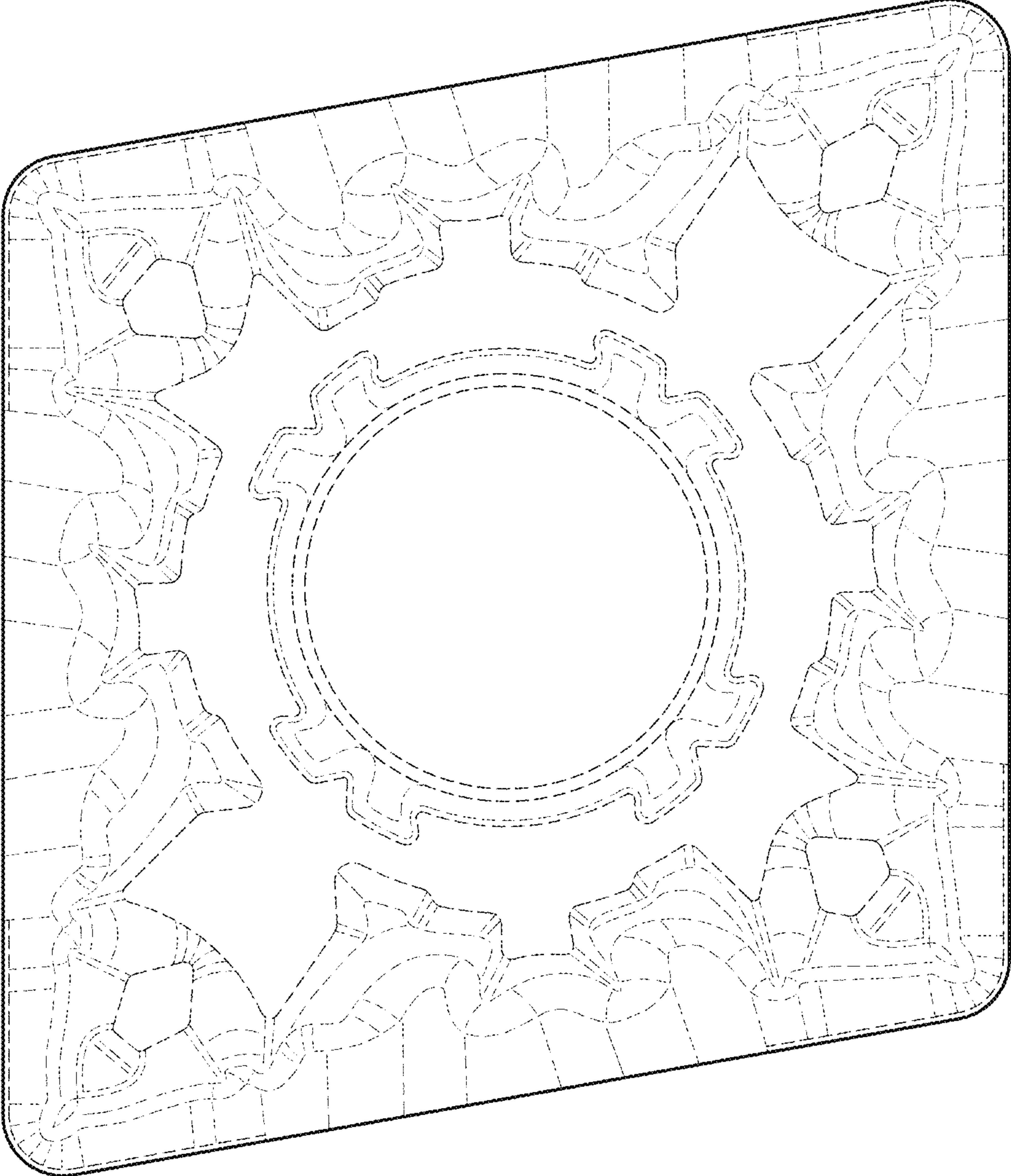


Fig. 2

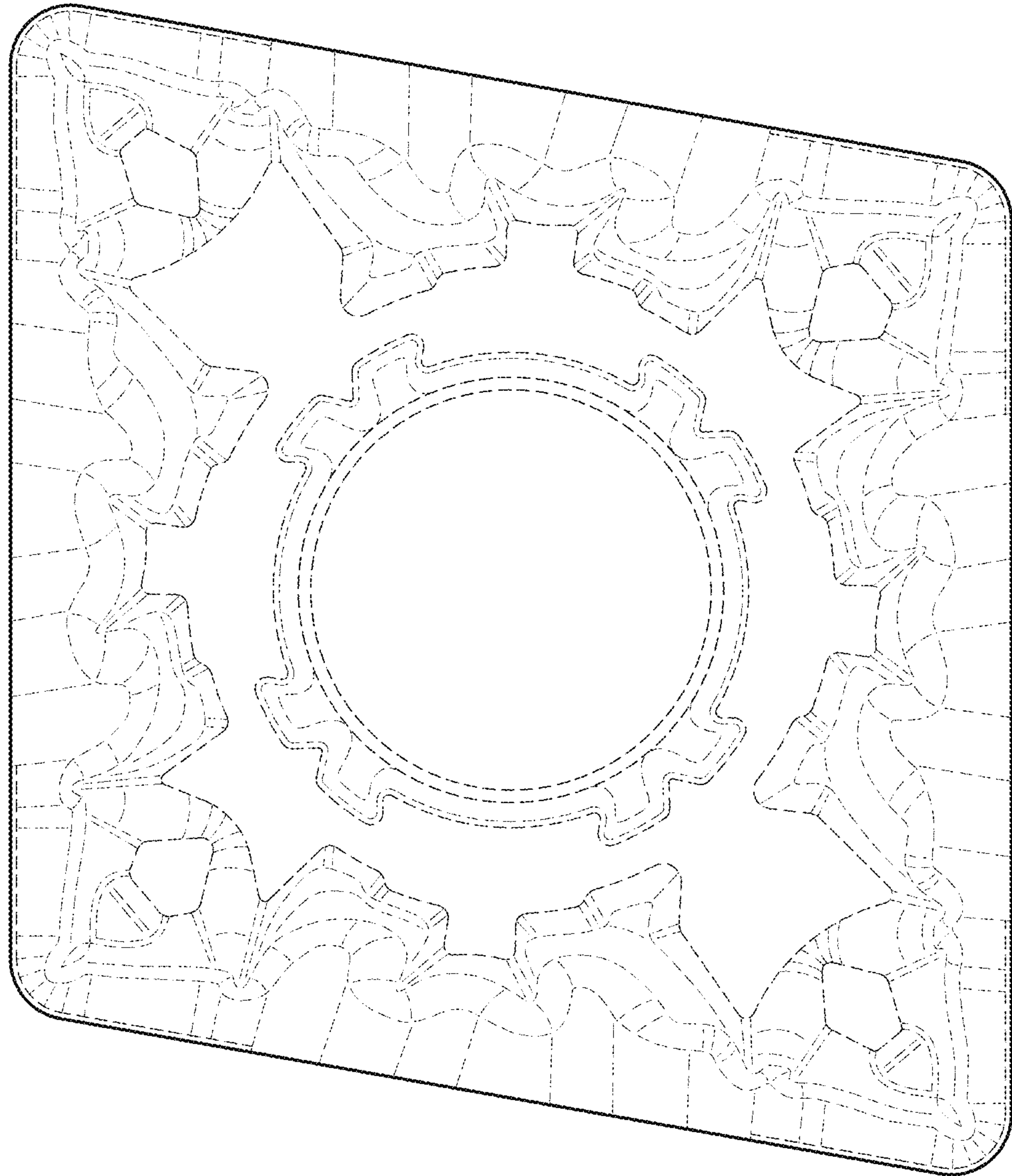


Fig. 3

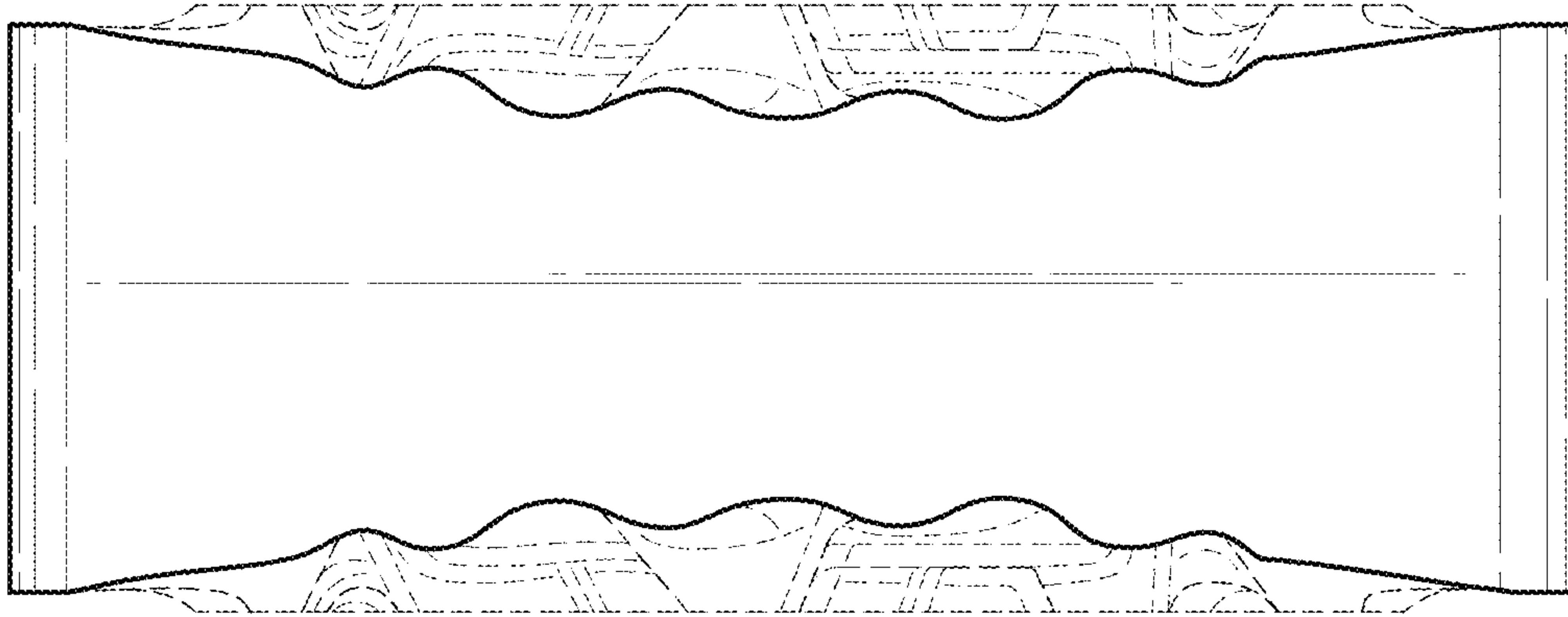


Fig. 5

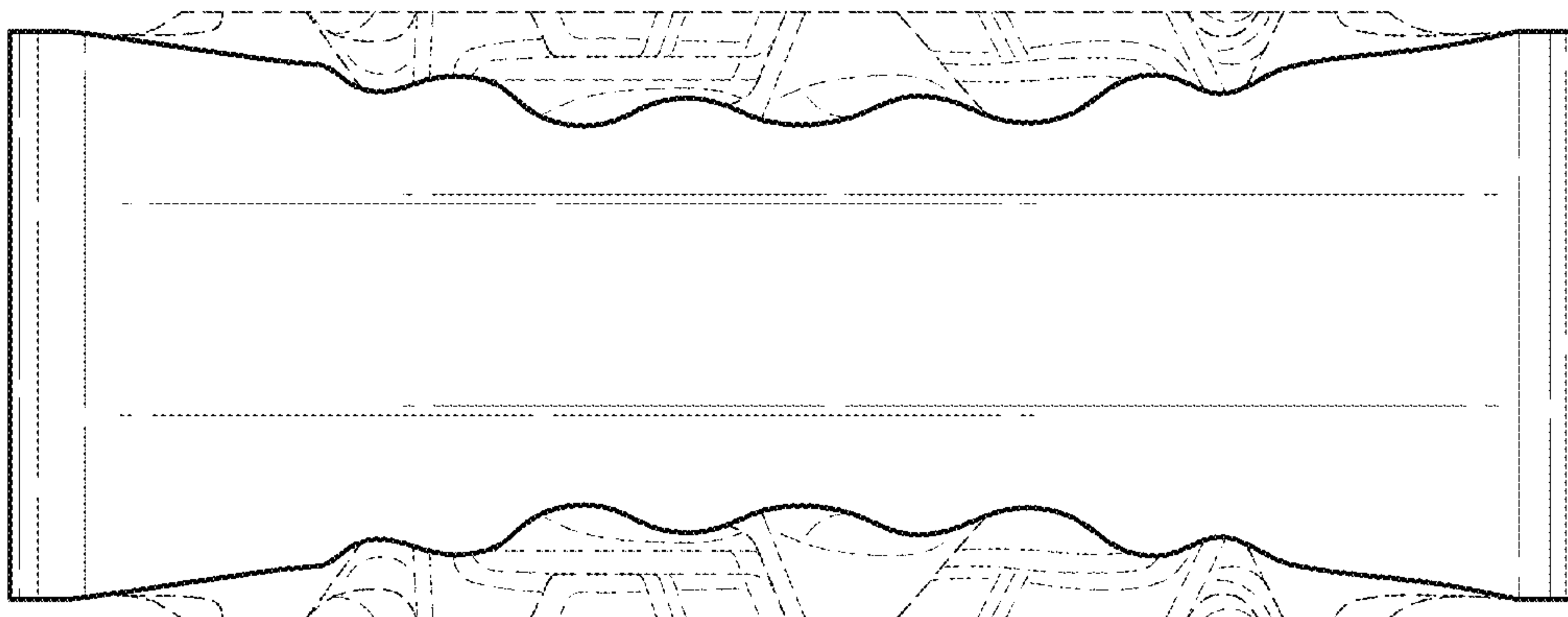


Fig. 4

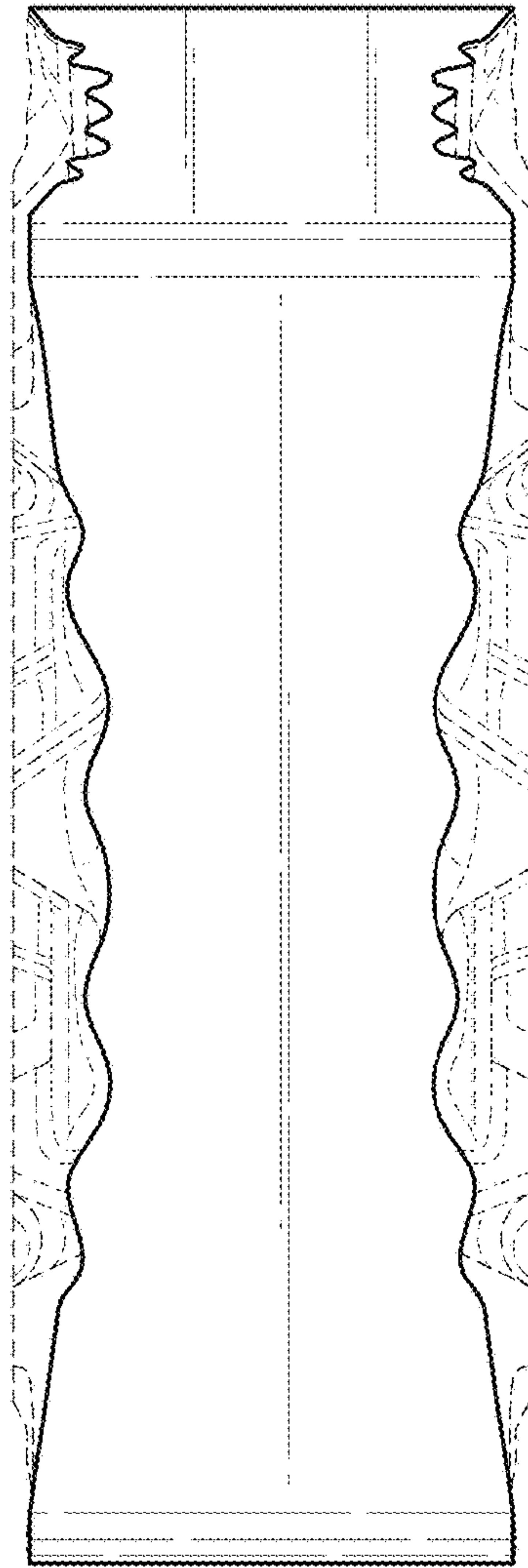


Fig. 6

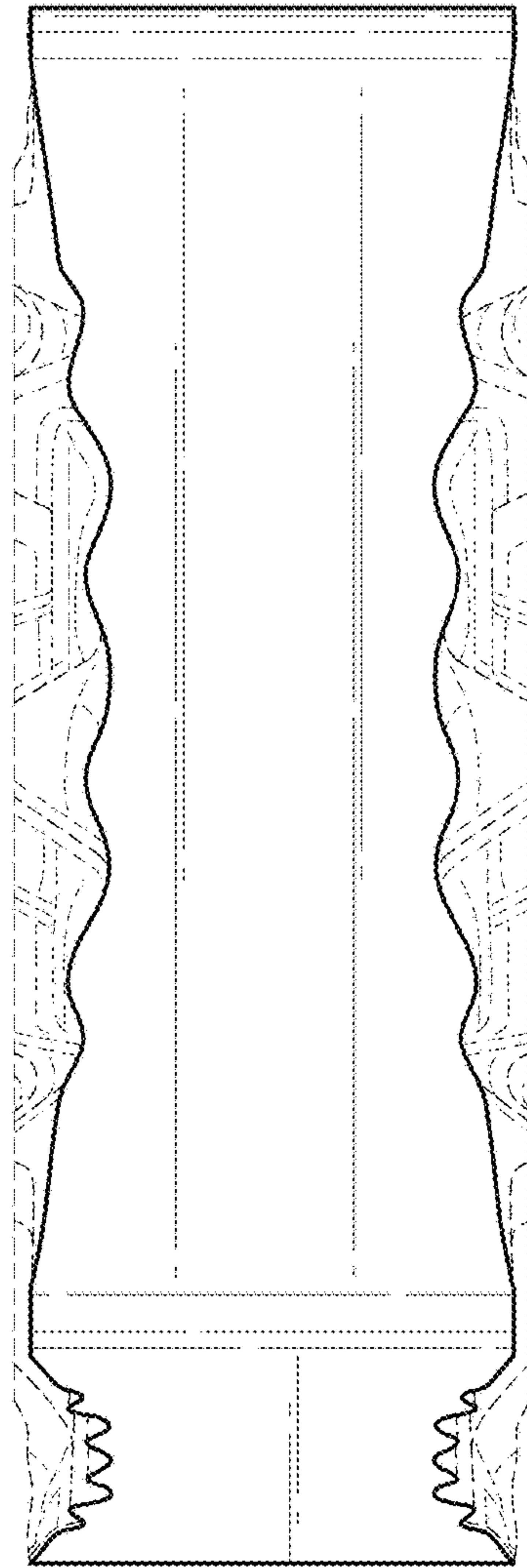


Fig. 7