



US00D786323S

(12) **United States Design Patent**  
**Jones et al.**

(10) **Patent No.:** **US D786,323 S**  
(45) **Date of Patent:** **\*\* May 9, 2017**

(54) **REPLACEABLE PROCESSING HEAD FOR  
COMPUTER NUMERICAL CONTROL (CNC)  
MACHINES**

(71) Applicant: **Hybrid Manufacturing Technologies  
LLC, Plano, TX (US)**

(72) Inventors: **Jason B. Jones, Fairview, TX (US);  
Peter Coates, Sutton Coldfield (GB)**

(73) Assignee: **HYBRID MANUFACTURING  
TECHNOLOGIES LLC, Plano, TX  
(US)**

(\*\*) Term: **14 Years**

(21) Appl. No.: **29/493,266**

(22) Filed: **Jun. 6, 2014**

(51) **LOC (10) Cl.** ..... **15-09**

(52) **U.S. Cl.**  
USPC ..... **D15/138**

(58) **Field of Classification Search**  
USPC ..... D8/70, 71; D15/122, 131, 132, 138, 139  
See application file for complete search history.

(56) **References Cited**

**U.S. PATENT DOCUMENTS**

- 4,513,540 A \* 4/1985 Dziewaltowski ..... B23Q 15/14  
451/226
- 4,616,398 A \* 10/1986 Rutschle ..... B23B 31/006  
29/26 A
- 4,981,402 A \* 1/1991 Krenzer ..... B23F 9/00  
409/26
- 5,309,368 A \* 5/1994 Chern ..... B23Q 3/1576  
483/14
- 5,340,962 A \* 8/1994 Schmidt ..... B23K 26/04  
219/121.78
- 5,634,250 A \* 6/1997 Mihailovic ..... B23F 17/00  
29/26 A

- 5,808,893 A \* 9/1998 Pugh ..... B23G 1/04  
29/38 B
- 5,915,892 A \* 6/1999 Glimpel ..... B23B 31/083  
279/16
- 6,022,132 A \* 2/2000 Schulz ..... G05B 19/4184  
318/569
- 6,050,760 A \* 4/2000 A-Tung ..... B23Q 37/002  
409/203
- 6,059,494 A \* 5/2000 Susnjara ..... B23Q 11/006  
408/11
- 6,205,372 B1 \* 3/2001 Pugh ..... G05B 19/186  
700/180
- 6,364,818 B1 \* 4/2002 Chen ..... B23Q 1/56  
29/27 R

(Continued)

*Primary Examiner* — Patricia Palasik

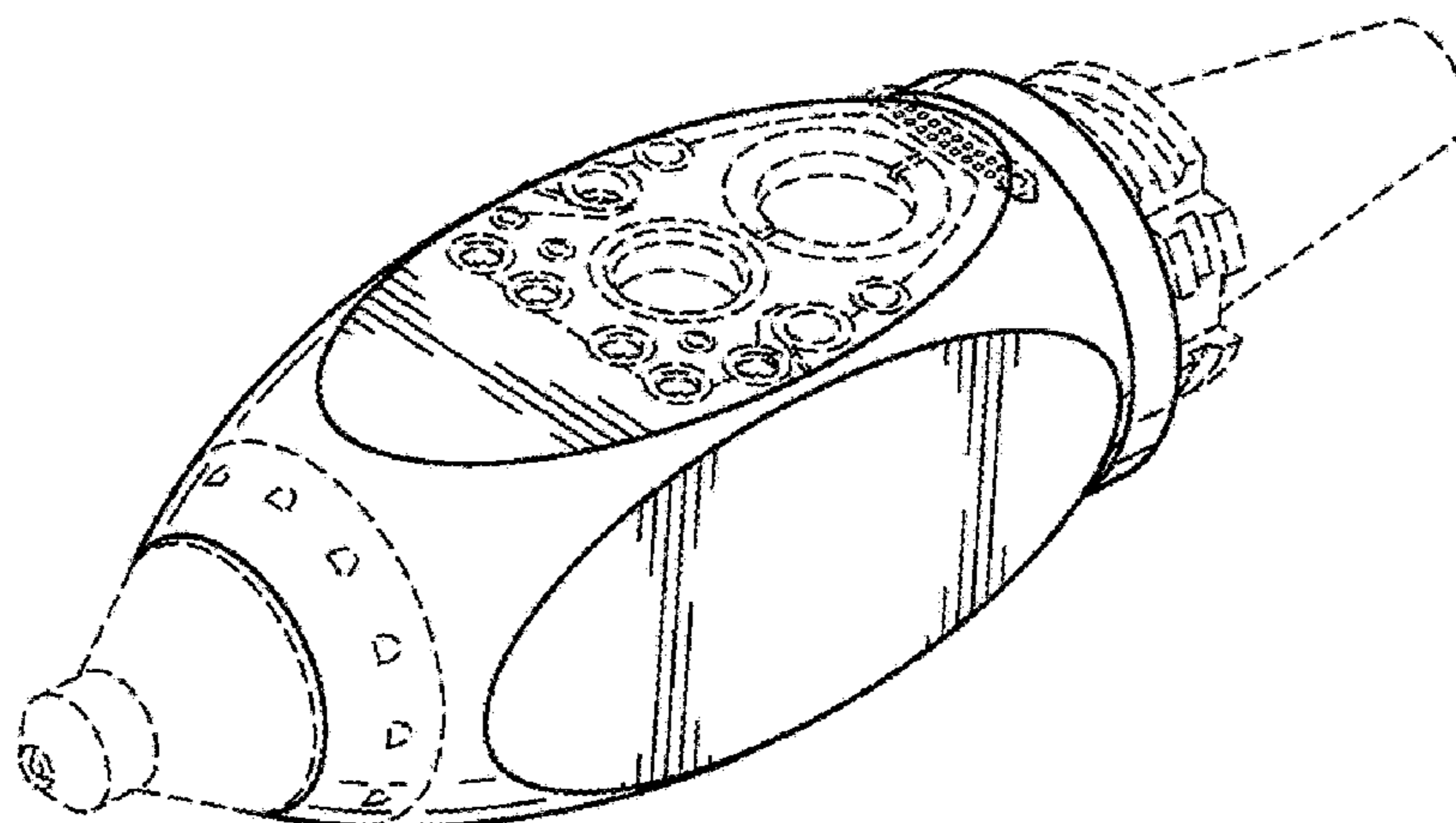
(57) **CLAIM**

The ornamental design for a replaceable processing head for a computer numerical control (CNC) machine, as shown and described.

**DESCRIPTION**

FIGS. 1 and 2 are perspective views of a replaceable processing head for CNC machines;  
 FIG. 3 is a top view of the replaceable processing head of FIG. 1 and a bottom view of the replaceable processing head of FIG. 2;  
 FIG. 4 is a bottom view of the replaceable processing head of FIG. 1 and a top view of the replaceable processing head of FIG. 2;  
 FIG. 5 is a side view of the replaceable processing head of FIGS. 1 and 2; and,  
 FIG. 6 is an end view of the replaceable processing head of FIGS. 1 and 2.  
 Broken lines in the drawings show environmental structures or boundaries that form no part of the design to be patented.

**1 Claim, 1 Drawing Sheet**



(56)

**References Cited**

U.S. PATENT DOCUMENTS

6,427,098 B1 *	7/2002	Alverson	.....	G05B 19/182	8,360,944 B2 *	1/2013	Erlenmaier	.....	B23K 26/1482
				318/568.1					219/121.67
6,470,776 B1 *	10/2002	Boland	.....	B23B 31/02	8,366,593 B2 *	2/2013	Schmauder	.....	B23K 26/1482
				82/118					219/121.72
6,481,508 B2 *	11/2002	McGlasson	.....	B23F 19/02	8,650,767 B2 *	2/2014	Matsumiya	.....	G01B 5/016
				173/211					33/503
6,601,434 B2 *	8/2003	Schaefer	.....	B23Q 17/22	8,690,499 B2 *	4/2014	Makiyama	.....	B23B 41/12
				29/39					269/60
6,832,878 B2 *	12/2004	Elrod	.....	B23Q 37/002	8,695,763 B2 *	4/2014	Haas	.....	B23Q 11/123
				408/136					184/6.14
7,005,606 B2 *	2/2006	Legge	.....	B23K 26/043	8,708,774 B2 *	4/2014	Diplotti	.....	B24B 3/021
				219/121.82					451/11
7,360,271 B2 *	4/2008	Nordstrom	.....	B08B 1/04	8,827,611 B2 *	9/2014	Trzaskos	.....	B23D 5/00
				15/104.05					409/292
7,467,449 B1 *	12/2008	Lee	.....	B23B 39/06	8,920,511 B2 *	12/2014	Southard	.....	A61F 2/44
				29/26 A					623/16.11
7,665,200 B1 *	2/2010	Shimooka	.....	B23Q 1/626	9,162,289 B2 *	10/2015	Katsu	.....	B23B 23/00
				29/560	9,168,625 B2 *	10/2015	Huang	.....	B24B 1/04
					9,233,428 B2 *	1/2016	Williams	.....	B24B 27/0076

\* cited by examiner

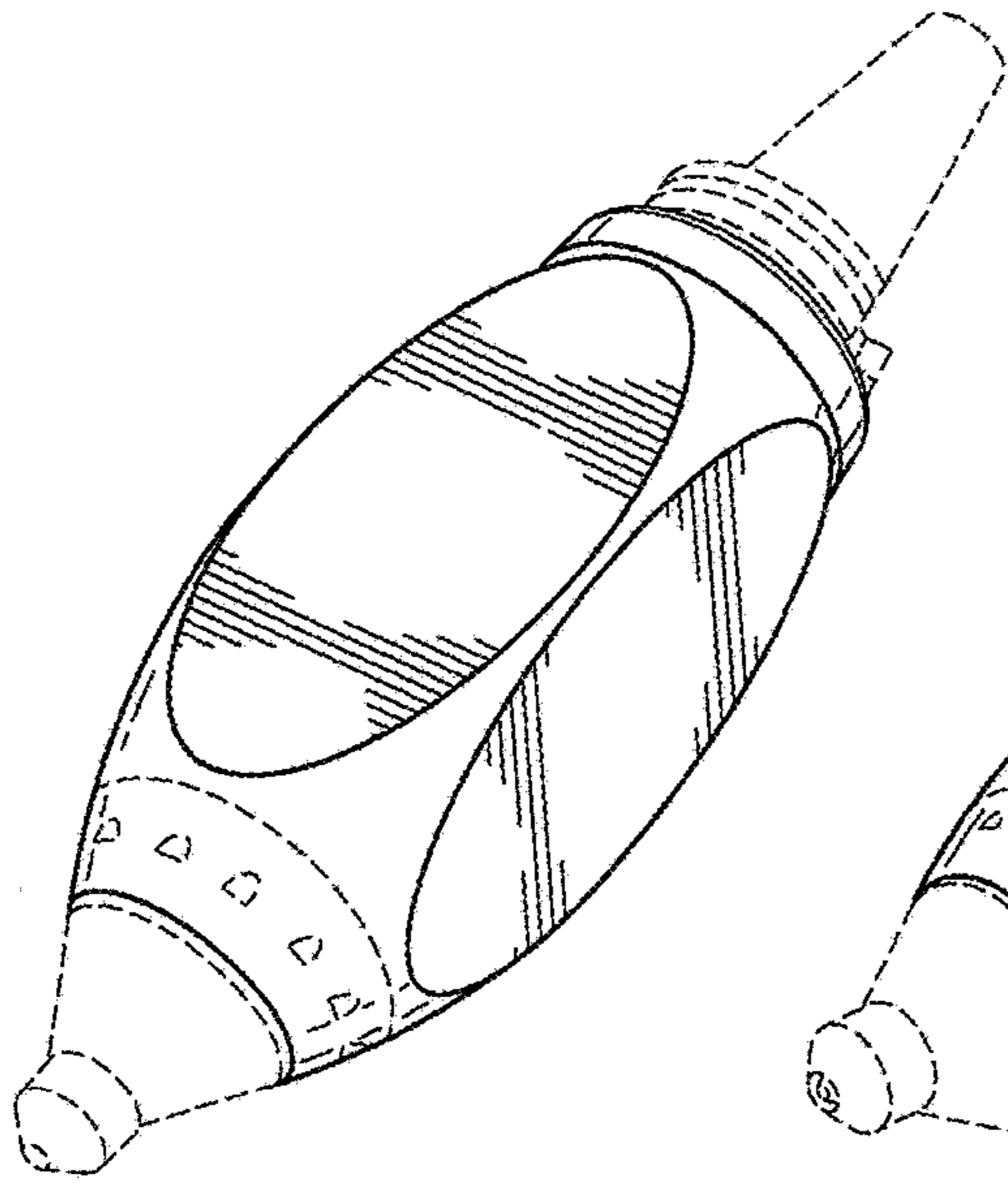


FIG. 1

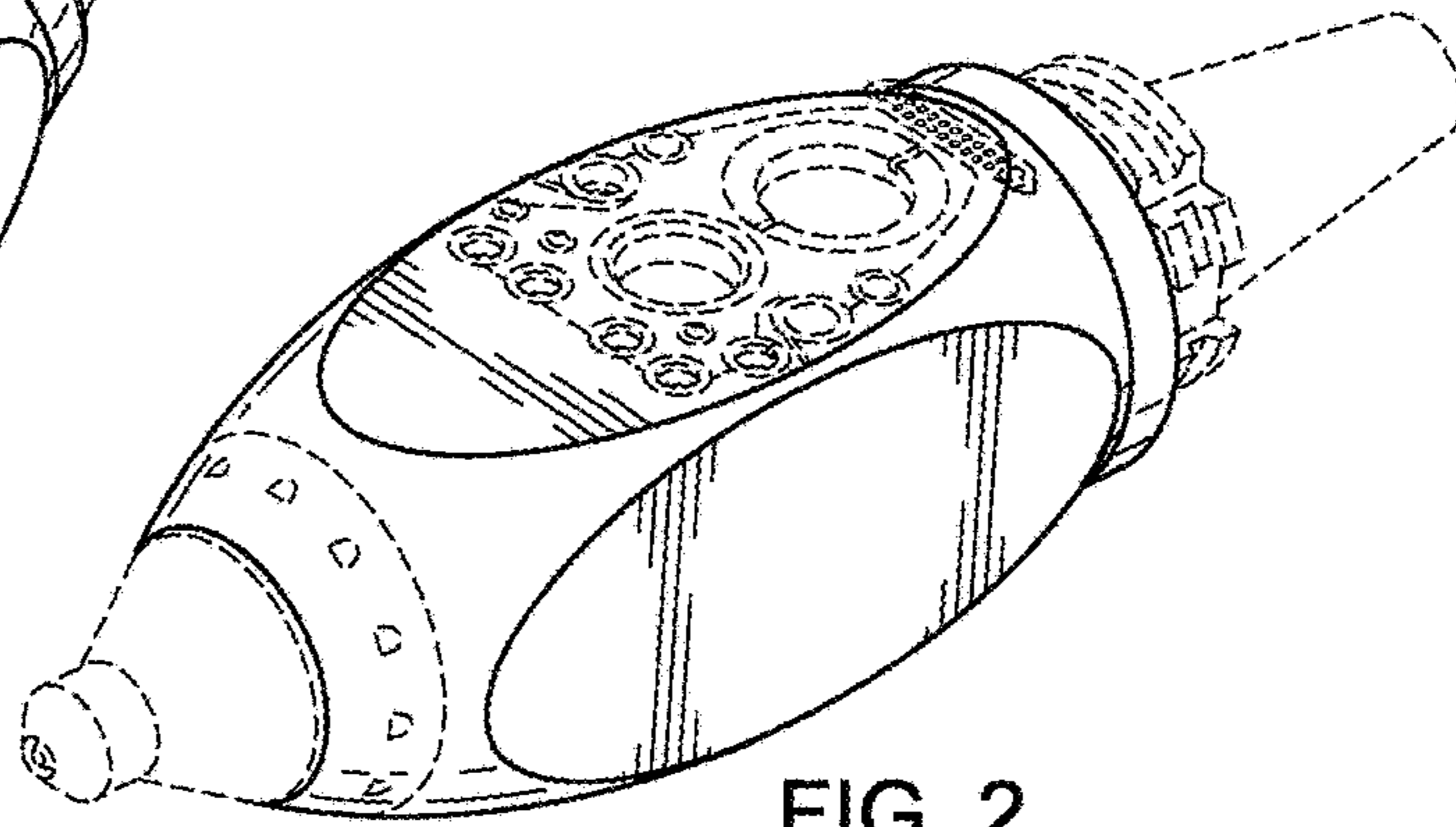


FIG. 2

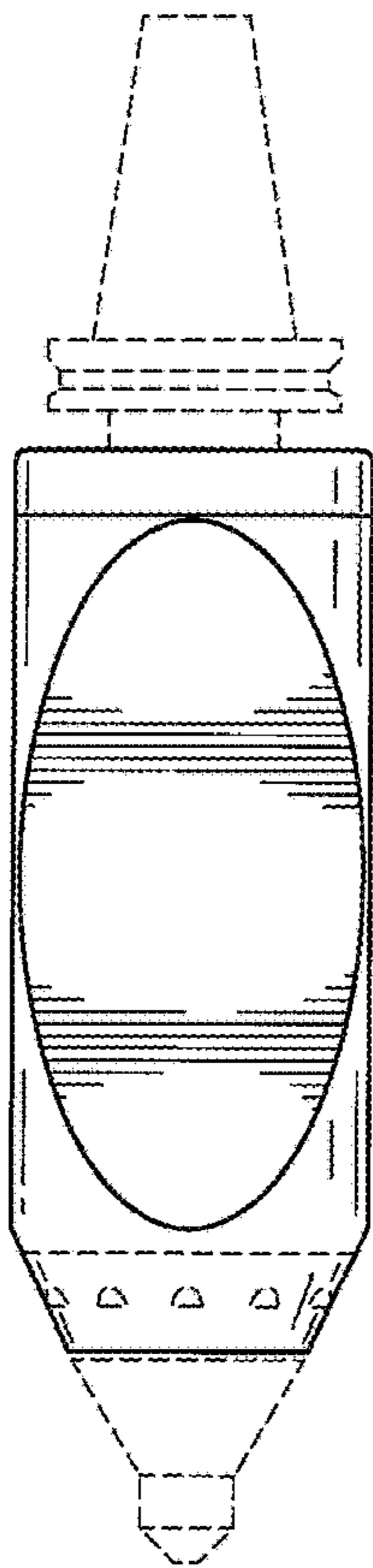


FIG. 3

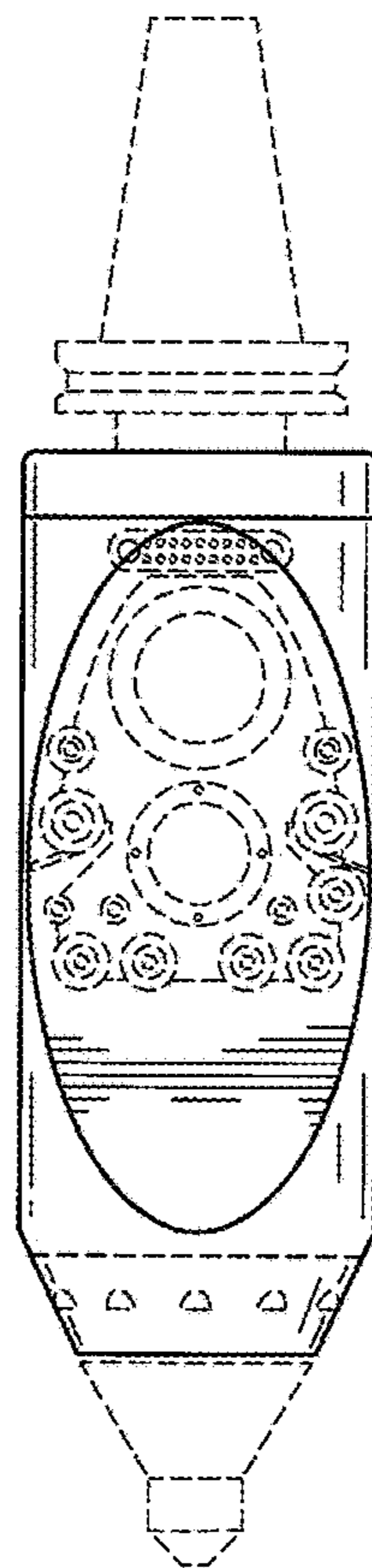


FIG. 4

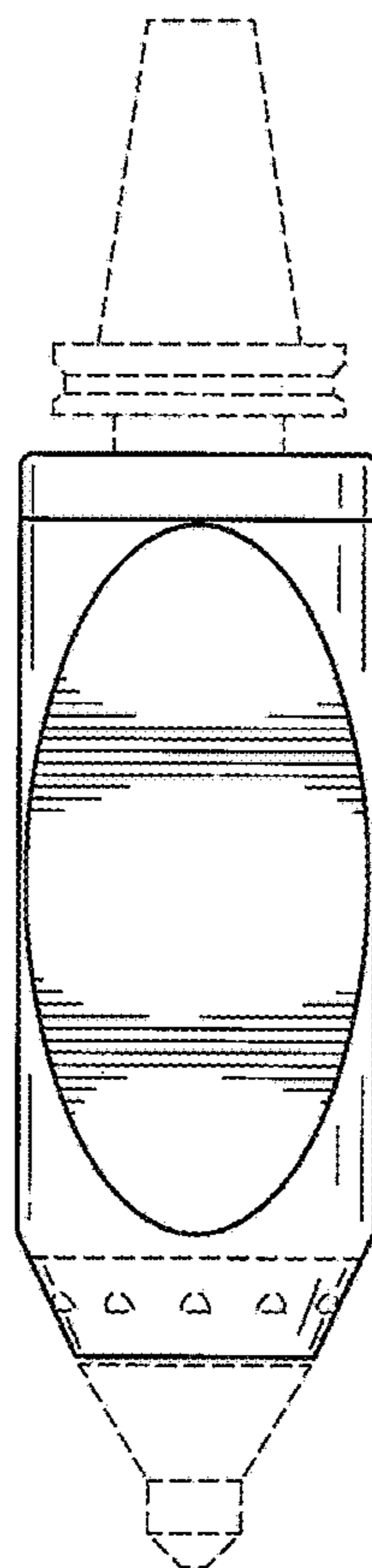


FIG. 5

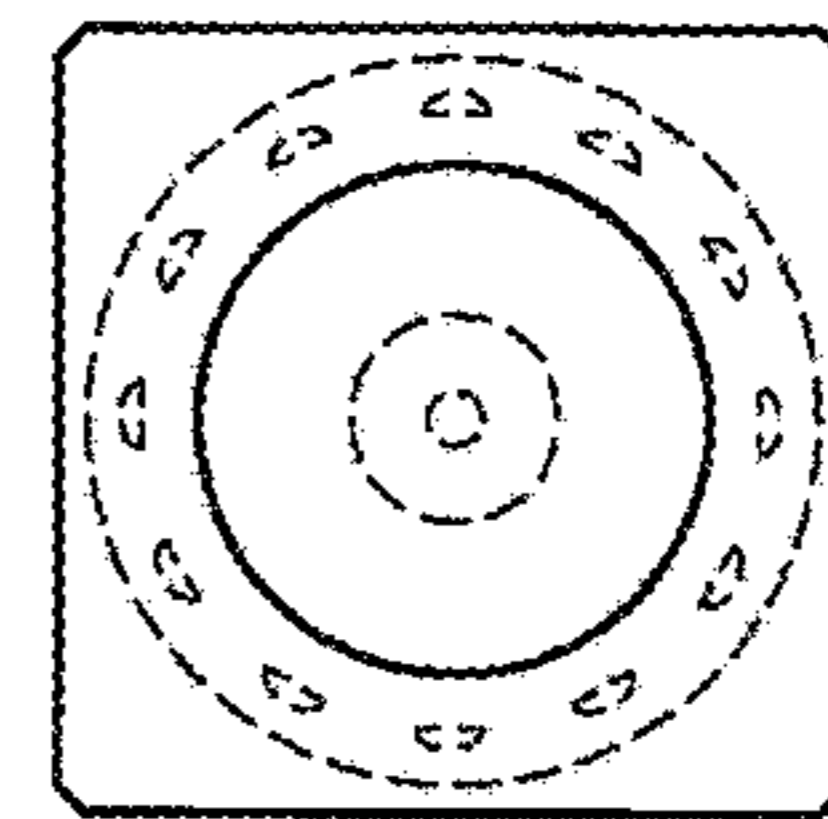


FIG. 6