



US00D786318S

(12) **United States Design Patent**
Kim et al.

(10) **Patent No.:** **US D786,318 S**

(45) **Date of Patent:** **** May 9, 2017**

(54) **REFRIGERATOR**

2331/809; F25D 2400/04; F25D 2400/06;
F25D 2400/28; F25D 2400/36; F25D
25/00; F25D 25/022

(71) Applicant: **Samsung Electronics Co., Ltd.**,
Suwon-si (KR)

See application file for complete search history.

(72) Inventors: **Ki-Soo Kim**, Gunpo-Si (KR);
Da-Jeong Kim, Seoul (KR); **Yeon-Jin
Jo**, Suwon-si (KR)

(56) **References Cited**

U.S. PATENT DOCUMENTS

(73) Assignee: **Samsung Electronics Co., Ltd.**,
Suwon-si (KR)

D674,823 S * 1/2013 Jidam D15/86
D676,467 S * 2/2013 Kim D15/86

(Continued)

(**) Term: **15 Years**

FOREIGN PATENT DOCUMENTS

(21) Appl. No.: **29/560,918**

CN 200930179465.8 12/2009
CN 201130452456.9 10/2012

(22) Filed: **Apr. 12, 2016**

(Continued)

(30) **Foreign Application Priority Data**

Primary Examiner — Ian Simmons
Assistant Examiner — Khawaja Anwar
(74) *Attorney, Agent, or Firm* — NSIP Law

Oct. 30, 2015 (KR) 30-2015-0054791

(51) **LOC (10) Cl.** **15-07**

(52) **U.S. Cl.**
USPC **D15/86**

(58) **Field of Classification Search**
USPC D15/79-91

CPC F25D 23/028; F25D 23/00; F25D 23/04;
F25D 23/126; F25D 11/02; F25D 23/02;
F25D 25/025; F25D 27/00; F25D 23/025;
F25D 2400/361; F25D 29/00; F25D
2317/061; F25D 2323/021; F25D 23/065;
F25D 29/005; F25D 2201/14; F25D
2400/02; F25D 2700/02; F25D 2323/024;
F25D 2323/121; F25D 23/061; F25D
23/067; F25D 23/08; F25D 2400/18;
F25D 2500/02; F25D 2500/06; F25D
25/021; F25D 11/00; F25D 11/025; F25D
17/02; F25D 17/045; F25D 21/14; F25D
2317/043; F25D 2317/063; F25D
2321/1442; F25D 2321/146; F25D
2325/021; F25D 2327/001; F25D
2331/803; F25D 2331/806; F25D

(57) **CLAIM**

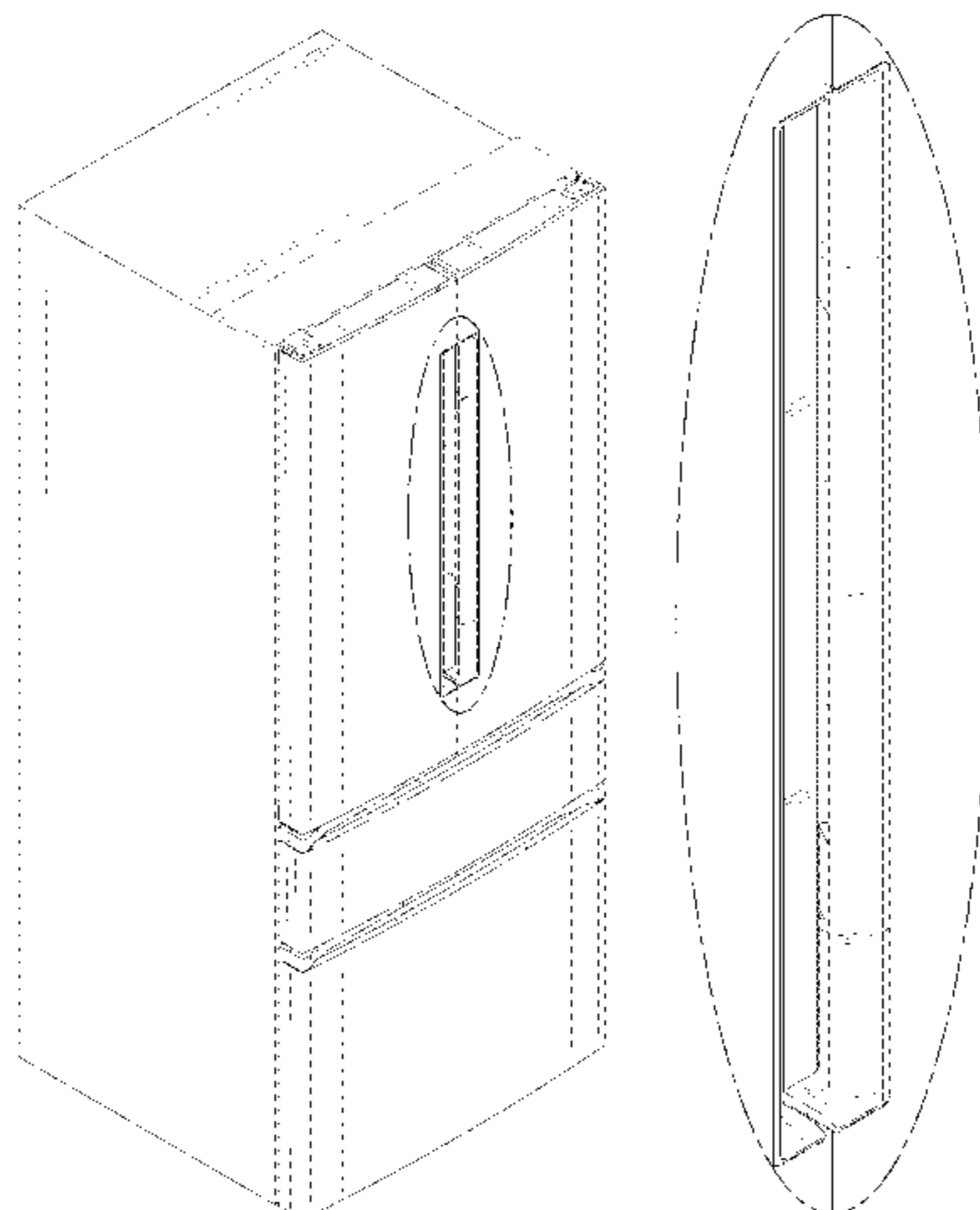
We claim the ornamental design for a refrigerator, as shown and described.

DESCRIPTION

FIG. 1 is a front perspective view of a refrigerator showing our new design;
FIG. 2 is a front view thereof;
FIG. 3 is a rear view thereof;
FIG. 4 is a left-side view thereof;
FIG. 5 is a right-side view thereof;
FIG. 6 is a top view thereof;
FIG. 7 is a bottom view thereof; and,
FIG. 8 is an enlarged view of the encircled portion in FIG. 1.

The broken lines in the figures depict environmental subject matter and form no part of the claimed design.

(Continued)



The dot-dash broken line encircling portion of the claimed design that are illustrated in the FIG. 8 enlargement forms no part of the claimed design.

1 Claim, 8 Drawing Sheets

(56) **References Cited**

U.S. PATENT DOCUMENTS

D686,644	S	*	7/2013	Lee	D15/86
D729,284	S	*	5/2015	Kwak	D15/85
D729,286	S	*	5/2015	Kwak	D15/85
D742,432	S	*	11/2015	Jeon	D15/86
D742,433	S	*	11/2015	Jeon	D15/86
D742,434	S	*	11/2015	Yeo	D15/86
D742,438	S	*	11/2015	Jeon	D15/91
D771,724	S	*	11/2016	Jeon	D15/86
D773,538	S	*	12/2016	Jeon	D15/86

FOREIGN PATENT DOCUMENTS

JP	D1358375	5/2009
KR	30-2011-0031661	1/2013
KR	30-2014-0003701	9/2014

* cited by examiner

FIG. 1

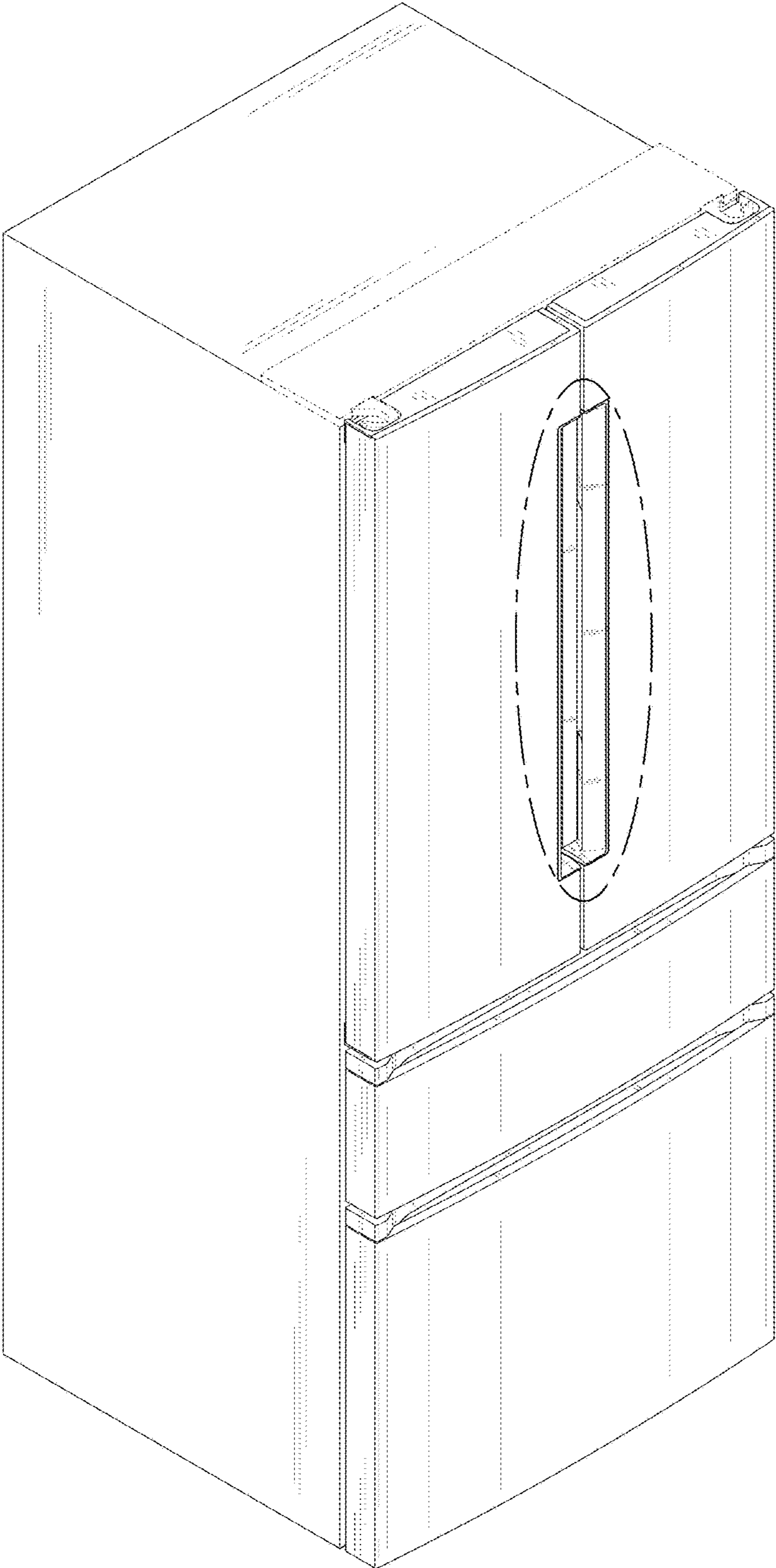


FIG. 2

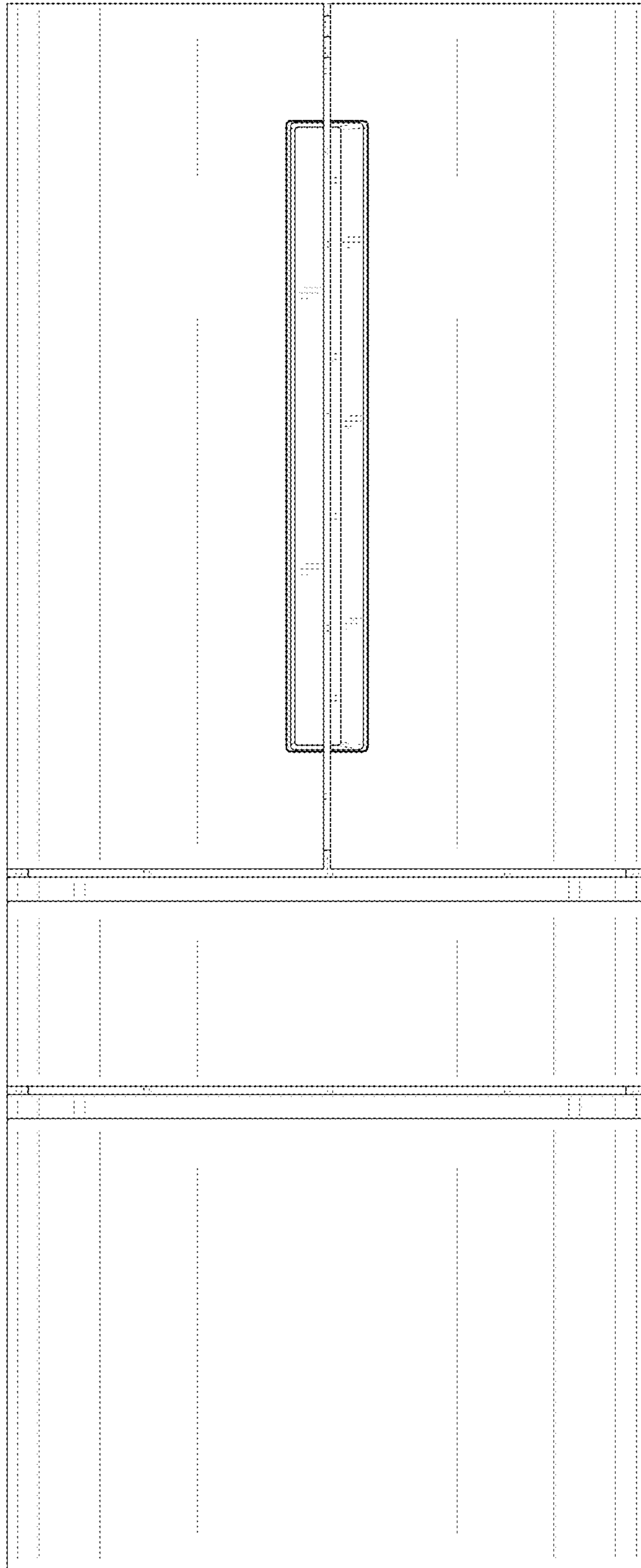


FIG. 3



FIG. 4




FIG. 5




FIG. 6

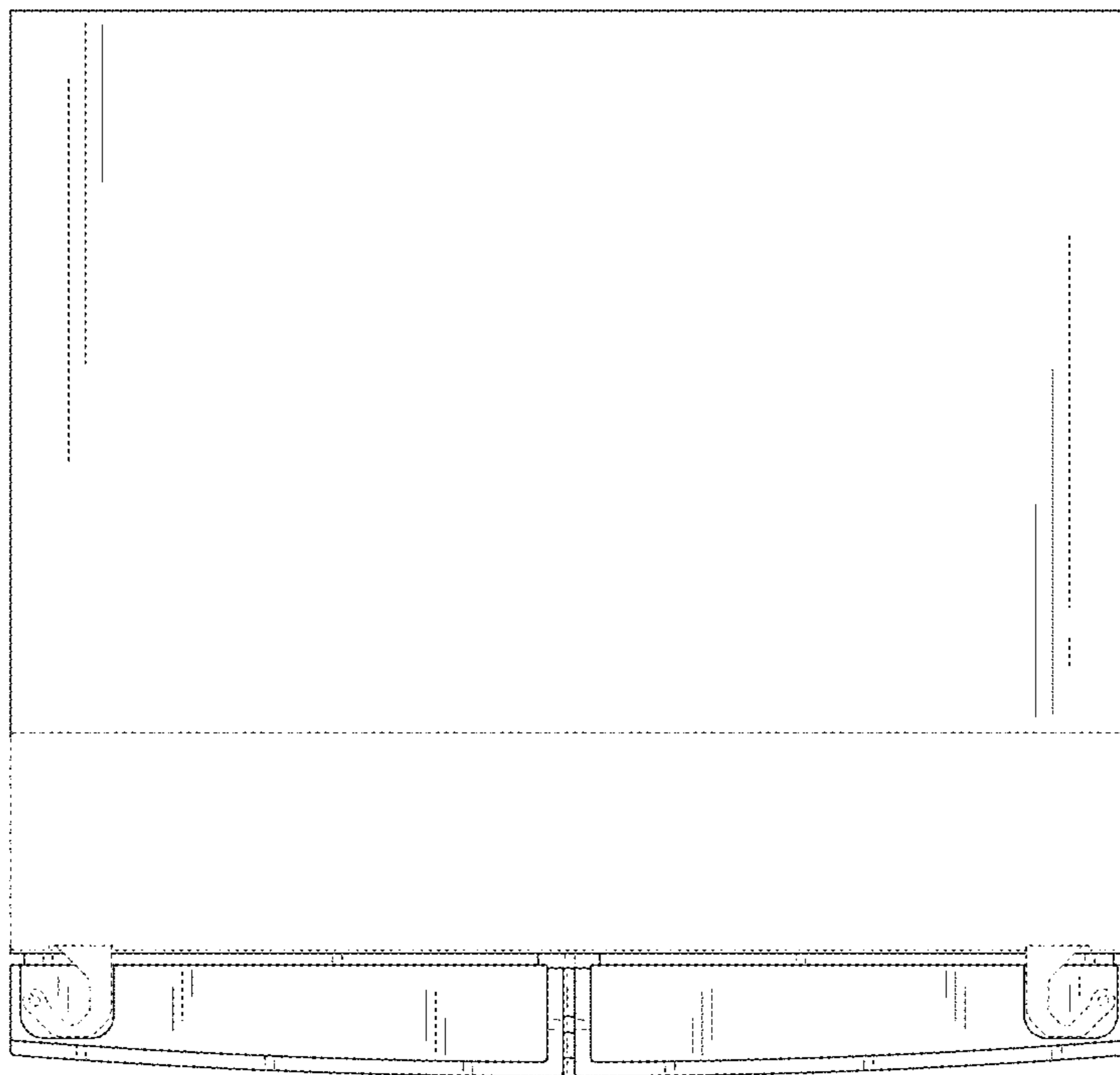


FIG. 7

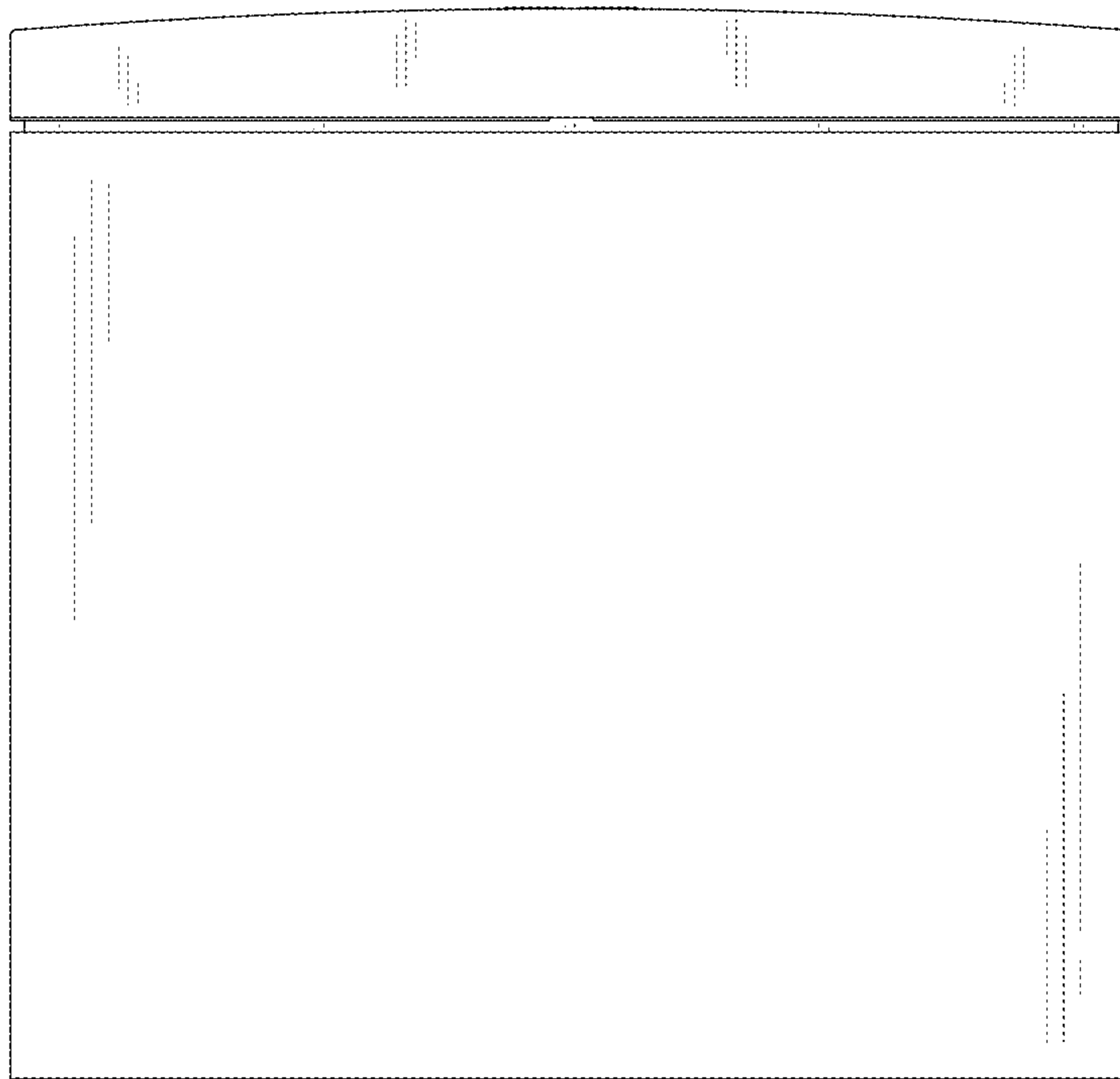


FIG. 8

