



US00D786315S

(12) **United States Design Patent**  
**Hua et al.**

(10) **Patent No.:** **US D786,315 S**

(45) **Date of Patent:** **\*\* May 9, 2017**

(54) **GRASS CUTTER**

(71) Applicant: **Cixi Huazhijie Plastic Product Co., Ltd.**, Cixi, Zhejiang (CN)

(72) Inventors: **Shimin Hua**, Zhejiang (CN); **Jie Hua**, Zhejiang (CN)

(73) Assignee: **Cixi Huazhijie Plastic Product Co., Ltd.** (CN)

(\*\*) Term: **15 Years**

(21) Appl. No.: **29/554,698**

(22) Filed: **Feb. 14, 2016**

(51) **LOC (10) Cl.** ..... **15-03**

(52) **U.S. Cl.**  
USPC ..... **D15/29; D15/28**

(58) **Field of Classification Search**  
USPC ..... D15/17, 28, 29; 172/730, 750, 762; 403/374.1  
CPC ..... A01B 35/00; A01B 35/22; A01B 35/225; A01B 35/26; Y10T 403/7064  
See application file for complete search history.

(56) **References Cited**

**U.S. PATENT DOCUMENTS**

- 2,595,353 A \* 5/1952 Graham ..... A01B 35/22 172/730
- 2,704,499 A \* 3/1955 Radway ..... A01B 35/26 172/720
- 3,038,424 A \* 6/1962 Johnson ..... A01C 23/025 111/124
- 3,104,724 A \* 9/1963 Pollock ..... A01B 35/225 172/721

- D205,532 S \* 8/1966 Ely ..... D15/17
- 4,078,866 A \* 3/1978 Hawkins ..... A01B 35/225 172/724
- 4,779,686 A \* 10/1988 Ryan ..... A01B 35/225 172/730
- 4,787,462 A \* 11/1988 Nichols ..... A01B 35/26 172/730
- 5,271,342 A \* 12/1993 Neidhardt ..... A01C 23/025 111/119
- 5,495,814 A \* 3/1996 Primus ..... A01C 23/025 111/124
- 5,941,318 A \* 8/1999 Bergen ..... A01B 35/225 172/730
- D576,643 S \* 9/2008 Blotsky ..... D15/17
- D640,288 S \* 6/2011 Shimbashi ..... D15/17

\* cited by examiner

*Primary Examiner* — Mark Goodwin


(57) **CLAIM**

The ornamental design for a grass cutter, as shown and described.

**DESCRIPTION**

FIG. 1 is a perspective view of the grass cutter showing my new design;  
 FIG. 2 is a top view thereof;  
 FIG. 3 is a bottom view thereof;  
 FIG. 4 is a front view thereof;  
 FIG. 5 is a back view thereof;  
 FIG. 6 is a left view thereof; and,  
 FIG. 7 is a right view thereof.  
 The broken line showing of a mounting device is included for the purpose of illustrating environmental structure only and forms no part of the claimed design.

**1 Claim, 6 Drawing Sheets**



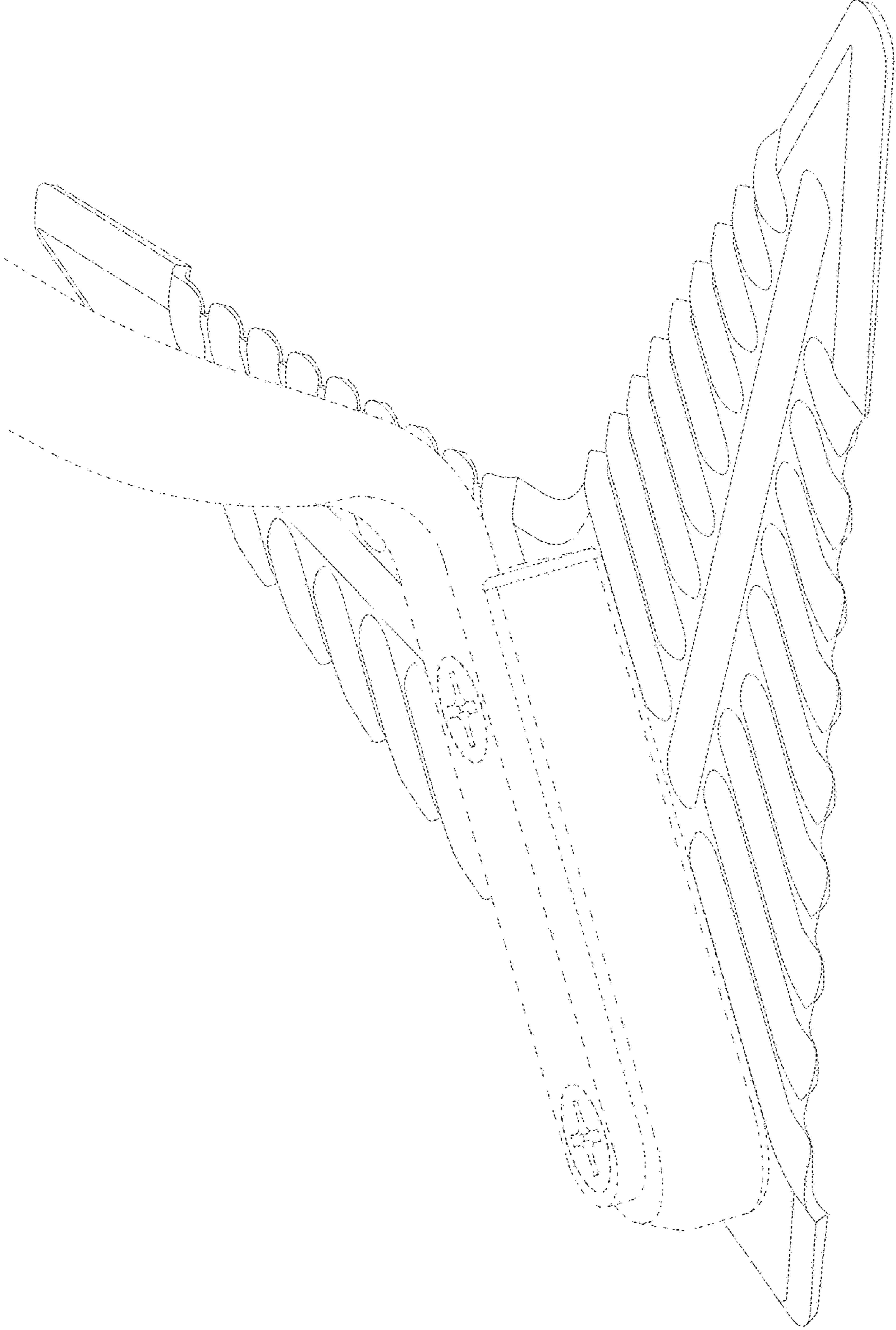
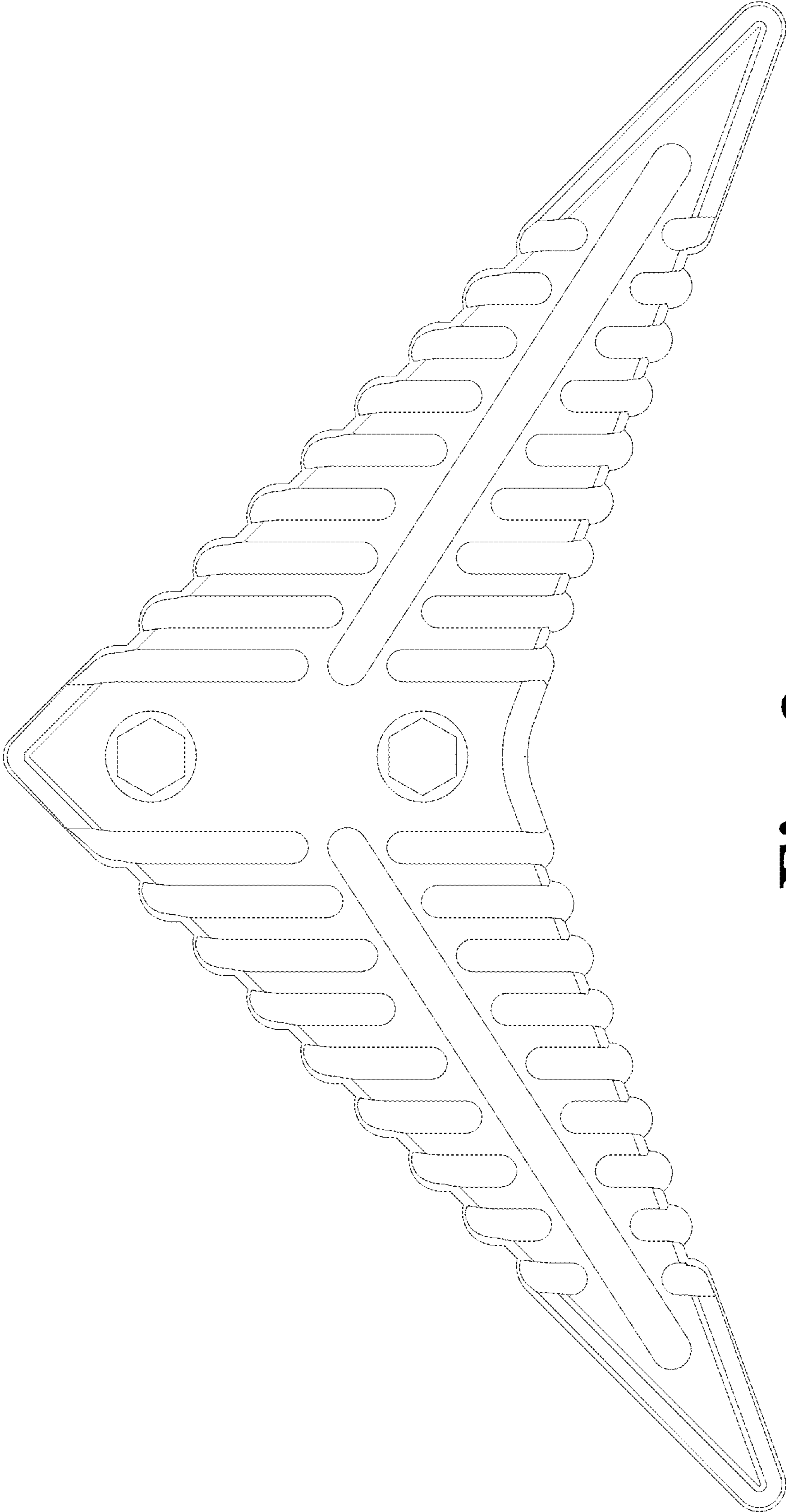
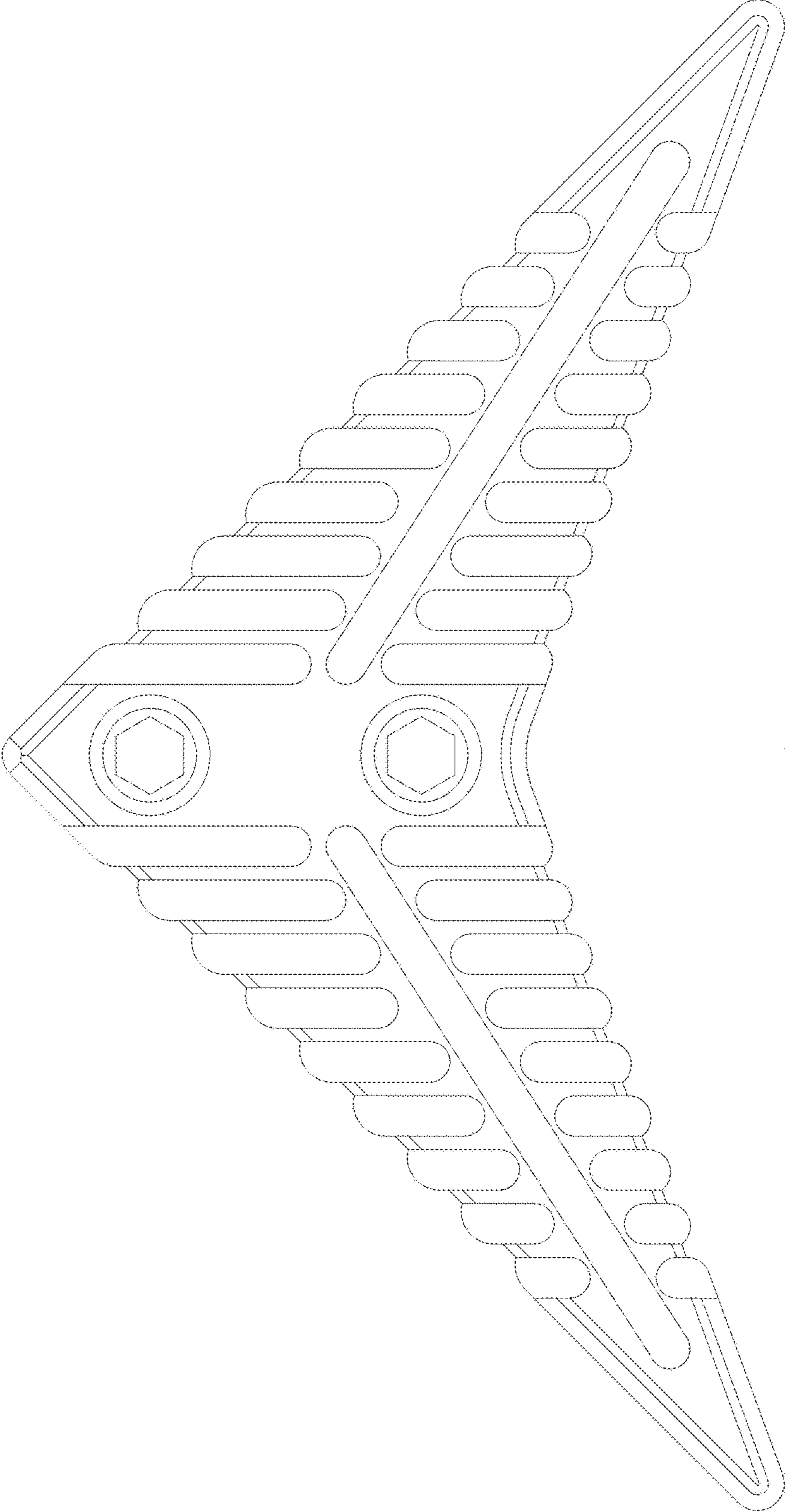


Fig. 1




**Fig. 2**



**Fig. 3**



**Fig. 4**



**Fig. 5**

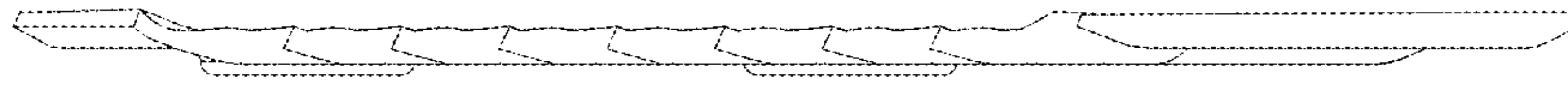


Fig. 6




Fig. 7