



US00D786302S

(12) **United States Design Patent** (10) **Patent No.:** **US D786,302 S**
Napper et al. (45) **Date of Patent:** **** May 9, 2017**

(54) **DISPLAY SCREEN OR PORTION THEREOF WITH ANIMATED GRAPHICAL USER INTERFACE**

(71) Applicant: **TD AMERITRADE IP COMPANY, INC.**, Omaha, NE (US)

(72) Inventors: **Harrison W. Napper**, Chicago, IL (US); **Enrique Sallent**, Passaic, NJ (US); **Michael Nix**, Denver, CO (US)

(73) Assignee: **TD AMERITRADE IP COMPANY, INC.**, Omaha, NE (US)

(**) Term: **15 Years**

(21) Appl. No.: **29/579,458**

(22) Filed: **Sep. 30, 2016**

Related U.S. Application Data

(63) Continuation of application No. 29/559,887, filed on Mar. 31, 2016, now Pat. No. Des. 781,912.

(51) **LOC (10) Cl.** **14-04**

(52) **U.S. Cl.**
USPC **D14/489**

(58) **Field of Classification Search**
USPC D14/485-495; D20/11; D21/324, 325
CPC G06F 3/0236; G06F 3/048; G06F 3/0481; G06F 3/04815; G06F 3/04817; G06F 3/0482; G06F 3/04842; G06F 3/04886; G06F 3/106; G06F 9/445; B60H 1/00964; G06Q 40/12; G09B 15/023
See application file for complete search history.

(56) **References Cited**

U.S. PATENT DOCUMENTS

5,931,378 A * 8/1999 Schramm B60H 1/00964 165/11.1
D682,876 S * 5/2013 MacNeil D14/488
D699,747 S * 2/2014 Pearson D14/488

D702,251 S * 4/2014 Kotler D14/487
D708,221 S * 7/2014 Danton D14/492
D716,325 S * 10/2014 Brudnicki D14/486
D722,079 S * 2/2015 Charles D14/488
D727,928 S * 4/2015 Allison D14/485
D744,535 S * 12/2015 Shin D14/489
D749,606 S * 2/2016 Wang D14/486

(Continued)

OTHER PUBLICATIONS

“Foto de archivo—Iconos de estado de carga, barra de progreso redondo”, posted at es.123rf.com, Mar. 9, 2014, [site visited Feb. 28, 2017]. Available from Internet: <http://es.123rf.com/photo_27361535_stock-photo.html>.*

(Continued)

Primary Examiner — Karen Kearney

Assistant Examiner — John Otte

(74) *Attorney, Agent, or Firm* — Sterne, Kessler, Goldstein & Fox P.L.L.C.



(57) **CLAIM**

The ornamental design for a display screen or portion thereof with animated graphical user interface, as shown and described.

DESCRIPTION

FIG. 1 is a front view of a display screen or portion thereof with animated graphical user interface showing a first image of the claimed design;
FIG. 2 is a second image thereof;
FIG. 3 is a front view of a display screen or portion thereof with animated graphical user interface showing a first image of the claimed design; and,
FIG. 4 is a second image thereof.
The appearance of the animated images transitions between the images shown in FIGS. 1 and 2 and FIGS. 3 and 4. The process or period in which one image transitions to another forms no part of the claimed design.

1 Claim, 2 Drawing Sheets



(56)

References Cited

U.S. PATENT DOCUMENTS

2004/0100504 A1* 5/2004 Sommer G06F 3/0482
715/810
2005/0010955 A1* 1/2005 Elia G06F 3/0482
725/88
2011/0071818 A1* 3/2011 Jiang G06F 3/0236
704/8

OTHER PUBLICATIONS

“UX Design and 4 Tips for Its Improvement”, posted at snappii.com, Sep. 30, 2015, [site visited Feb. 28, 2017]. Available from Internet: <<https://www.snappii.com/resource-center/ux-design-4-tips-improvement>>.*

“Progress bar—digital style, radial design”, posted at motionelements.com, Nov. 15, 2014, [site visited Mar. 1, 2017]. Available from Internet: <<http://www.motionelements.com/stock-video-6120935-progress-bar-digital-style-radial-design>>.*

Levente, Janos, “Collection of circular diagrams with 2, 3, 4, 5, 6, 7, 8, 9 and 10 segments”, posted at shutterstock.com, Nov. 21, 2015, [site visited Mar. 1, 2017]. Available from Internet: <<https://www.shutterstock.com/da/image-vector/collection-circular-diagrams-2-3-4-339940301>>.*

U.S. Appl. No. 29/559,887, filed Mar. 31, 2016; Napper et al.

U.S. Appl. No. 29/579,455, filed Sep. 30, 2016; Napper et al.

U.S. Appl. No. 29/579,459, filed Sep. 30, 2016; Napper et al.

U.S. Appl. No. 29/579,460, filed Sep. 30, 2016; Napper et al.

U.S. Appl. No. 29/579,464, filed Sep. 30, 2016; Napper et al.

* cited by examiner




FIG. 1




FIG. 2




FIG. 3

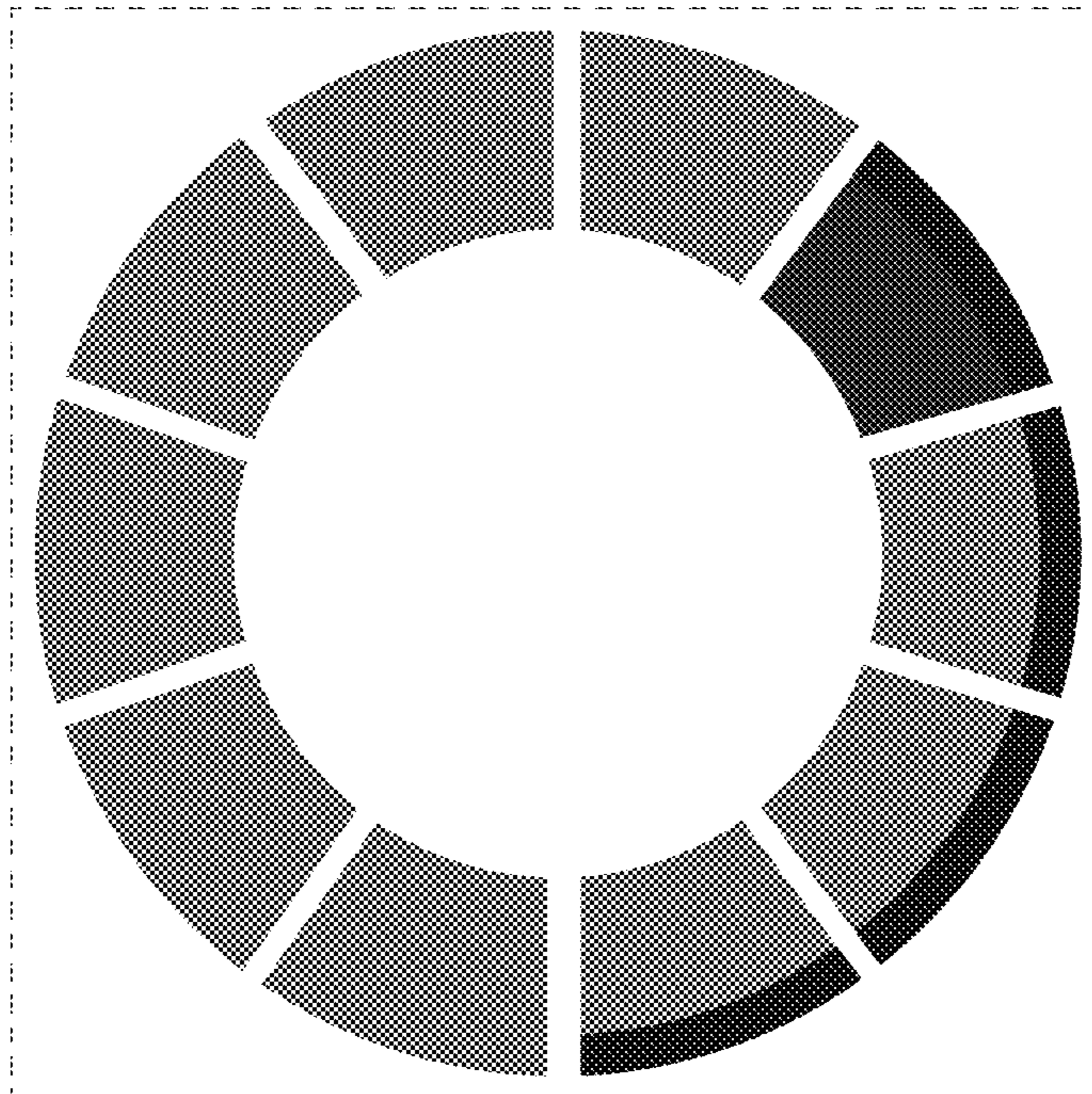


FIG. 4

UNITED STATES PATENT AND TRADEMARK OFFICE
CERTIFICATE OF CORRECTION

PATENT NO. : D786,302 S
APPLICATION NO. : 29/579458
DATED : May 9, 2017
INVENTOR(S) : Napper et al.

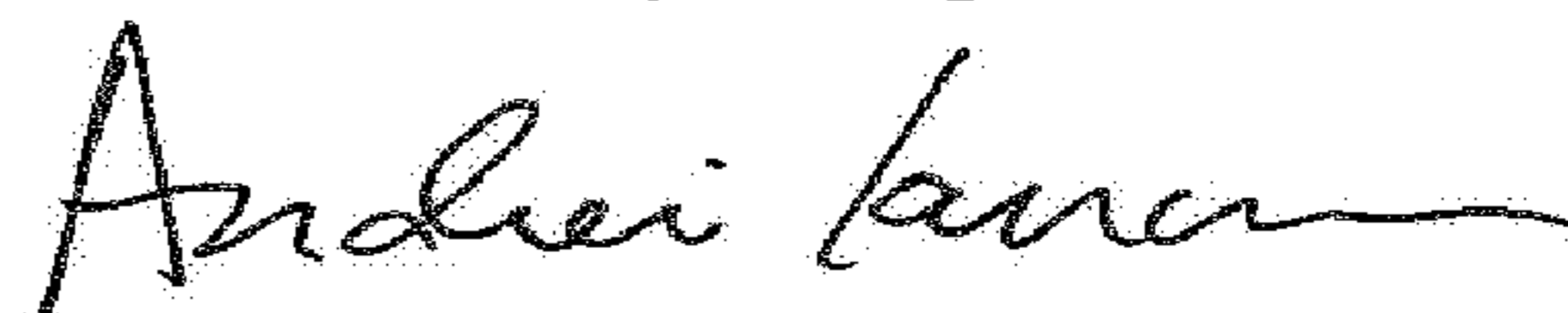
Page 1 of 1

It is certified that error appears in the above-identified patent and that said Letters Patent is hereby corrected as shown below:

In the Description section, please reinsert paragraph:

--The outermost dashed broken lines in the figures show a display screen or portion thereof, and form no part of the claimed design.--

Signed and Sealed this
Third Day of April, 2018



Andrei Iancu
Director of the United States Patent and Trademark Office