



US00D786295S

(12) **United States Design Patent** (10) **Patent No.:** **US D786,295 S**
Anzures (45) **Date of Patent:** **** May 9, 2017**

(54) **DISPLAY SCREEN OR PORTION THEREOF WITH GRAPHICAL USER INTERFACE**

FOREIGN PATENT DOCUMENTS

(71) Applicant: **Apple Inc.**, Cupertino, CA (US)

KR 30-0507168 9/2008

(72) Inventor: **Freddy Anzures**, San Francisco, CA (US)

OTHER PUBLICATIONS

(73) Assignee: **Apple Inc.**, Cupertino, CA (US)

TM Registration 3268180, Registered Jul. 24, 2007, Apple Inc. <http://www.sozaihuu.com/cd014/htm>. Downloaded Mar. 18, 2010, 1 page.

(**) Term: **15 Years**

Primary Examiner — Melanie H Tung

(21) Appl. No.: **29/576,682**

(74) *Attorney, Agent, or Firm* — Sterne, Kessler, Goldstein & Fox P.L.L.C.

(22) Filed: **Sep. 6, 2016**

Related U.S. Application Data

(57) **CLAIM**

(60) Continuation of application No. 29/542,088, filed on Oct. 9, 2015, now Pat. No. Des. 766,303, which is a continuation of application No. 29/462,524, filed on Aug. 5, 2013, now Pat. No. Des. 740,856, which is a continuation of application No. 29/403,894, filed on Oct. 12, 2011, now Pat. No. Des. 687,462, which is a division of application No. 29/375,798, filed on Sep. 27, 2010, now Pat. No. Des. 648,346, which is a
(Continued)

The ornamental design for a display screen or portion thereof with graphical user interface, as shown and described.

DESCRIPTION

(51) **LOC (10) Cl.** **14-04**

(52) **U.S. Cl.**
USPC **D14/486**

(58) **Field of Classification Search**
USPC D14/485-95; D18/24-33; D19/6, 52; D20/11; D21/324-33; 715/700-867, 715/973-77

CPC G06F 3/048-3/04897
See application file for complete search history.

The file of this patent contains at least one drawing/photograph executed in color. Copies of this patent with color drawing(s)/photograph(s) will be provided by the Office upon request and payment of the necessary fee.

FIG. 1 is a front view of a display screen or portion thereof with graphical user interface showing the claimed design; FIG. 2 is a front view of a second embodiment thereof; FIG. 3 is a front view of a third embodiment thereof; FIG. 4 is a front view of a fourth embodiment thereof; FIG. 5 is a front view of a fifth embodiment thereof; FIG. 6 is a front view of a design sixth embodiment thereof; FIG. 7 is a front view of a seventh embodiment thereof; FIG. 8 is a front view of an eighth embodiment thereof; FIG. 9 is a front view of a ninth embodiment thereof; and, FIG. 10 is a front view of a tenth embodiment thereof. The broken lines in the figures show a display screen or portion thereof, and form no part of the claimed design.


(56) **References Cited**

U.S. PATENT DOCUMENTS

D108,488 S 2/1938 Carpenter
D252,560 S 8/1979 Lonroth
D277,113 S 1/1985 Gordon

(Continued)

1 Claim, 5 Drawing Sheets
(3 of 5 Drawing Sheet(s) Filed in Color)



Related U.S. Application Data

division of application No. 29/333,233, filed on Mar. 4, 2009, now Pat. No. Des. 625,733.

(56)

References Cited

U.S. PATENT DOCUMENTS

5,608,899	A	3/1997	Li et al.	
D497,367	S	10/2004	Wasko et al.	
D500,766	S	1/2005	Hanisch et al.	
D505,135	S	5/2005	Sapp et al.	
7,036,091	B1	4/2006	Nguyen	
7,046,248	B1	5/2006	Perttunen	
D523,441	S	6/2006	Sapp et al.	
D542,301	S	5/2007	Harvey	
D565,588	S	4/2008	Sherry	
D566,722	S	4/2008	Jackson	
D569,874	S	5/2008	Wasko et al.	
D607,007	S	12/2009	Kocmick	
7,664,743	B2	2/2010	Okawa	
D625,733	S *	10/2010	Anzures	D14/486
D690,729	S *	10/2013	Abratowski	D14/489
D703,229	S *	4/2014	Abratowski	D14/489
D709,914	S *	7/2014	Berdan	D14/490
D744,529	S	12/2015	Guzman et al.	
D750,130	S	2/2016	Baumann	
D755,206	S *	5/2016	Lee	D14/485
D760,737	S *	7/2016	Yoon	D14/485
D765,698	S *	9/2016	Kwon	D14/486
D771,127	S *	11/2016	Akana	D14/489
2010/0023865	A1 *	1/2010	Fulker	G06F 3/04817 715/734

* cited by examiner




FIG. 1




FIG. 2




FIG. 4




FIG. 3




FIG. 6






FIG. 5






FIG. 9




FIG. 10