



US00D786247S

(12) **United States Design Patent** (10) **Patent No.:** **US D786,247 S**
Won et al. (45) **Date of Patent:** **** May 9, 2017**

(54) **MONITOR FOR COMPUTER**

(56) **References Cited**

(71) Applicant: **Samsung Electronics Co., Ltd.**,
Suwon-si, Gyeonggi-do (KR)
(72) Inventors: **Taeyeon Won**, Seoul (KR); **Sangyong Park**,
Bucheon-si (KR); **Jinsu Park**, Seoul (KR)
(73) Assignee: **SAMSUNG ELECTRONICS CO., LTD**,
Gyeonggi-Do (KR)
(**) Term: **15 Years**
(21) Appl. No.: **29/547,817**
(22) Filed: **Dec. 8, 2015**

U.S. PATENT DOCUMENTS

D422,576 S	4/2000	Chuo et al.	
D545,315 S	6/2007	Kim	
7,336,478 B2 *	2/2008	Jang	F16M 11/045 248/917
D570,841 S *	6/2008	Kim	D14/375
D691,604 S	10/2013	Seong et al.	
D691,998 S	10/2013	Seo et al.	
D699,728 S *	2/2014	Kim	D14/451
D714,239 S *	9/2014	Kim	D14/126
2007/0045488 A1 *	3/2007	Shin	F16M 11/105 248/176.1
2011/0026216 A1	2/2011	Liao et al.	
2011/0096486 A1	4/2011	Oh et al.	

* cited by examiner

Primary Examiner — Freda S Nunn

(74) *Attorney, Agent, or Firm* — Cantor Colburn LLP

Related U.S. Application Data

(63) Continuation of application No. 29/502,672, filed on
Sep. 18, 2014, now Pat. No. Des. 747,719.

Foreign Application Priority Data

Mar. 31, 2014 (KR) 30-2014-0016085

(51) **LOC (10) Cl.** **14-02**

(52) **U.S. Cl.**
USPC **D14/375**

(58) **Field of Classification Search**

USPC D14/371-375, 125-129, 336, 337, 341,
D14/239; 341/12; 345/104, 156, 168,
345/173; 348/180, 184, 325, 739; 349/1,
349/2, 11, 62; 361/679.05-679.07,
361/679.21; D6/300, 308
CPC G06F 1/16; G06F 1/1601; G06F 3/037;
G06F 1/162; G06F 1/1613; G06F
1/133308; F16M 11/02; F16M 11/10;
F16M 11/00; F16M 11/06; F16M 11/18;
F16M 11/045; F16M 11/105

See application file for complete search history.

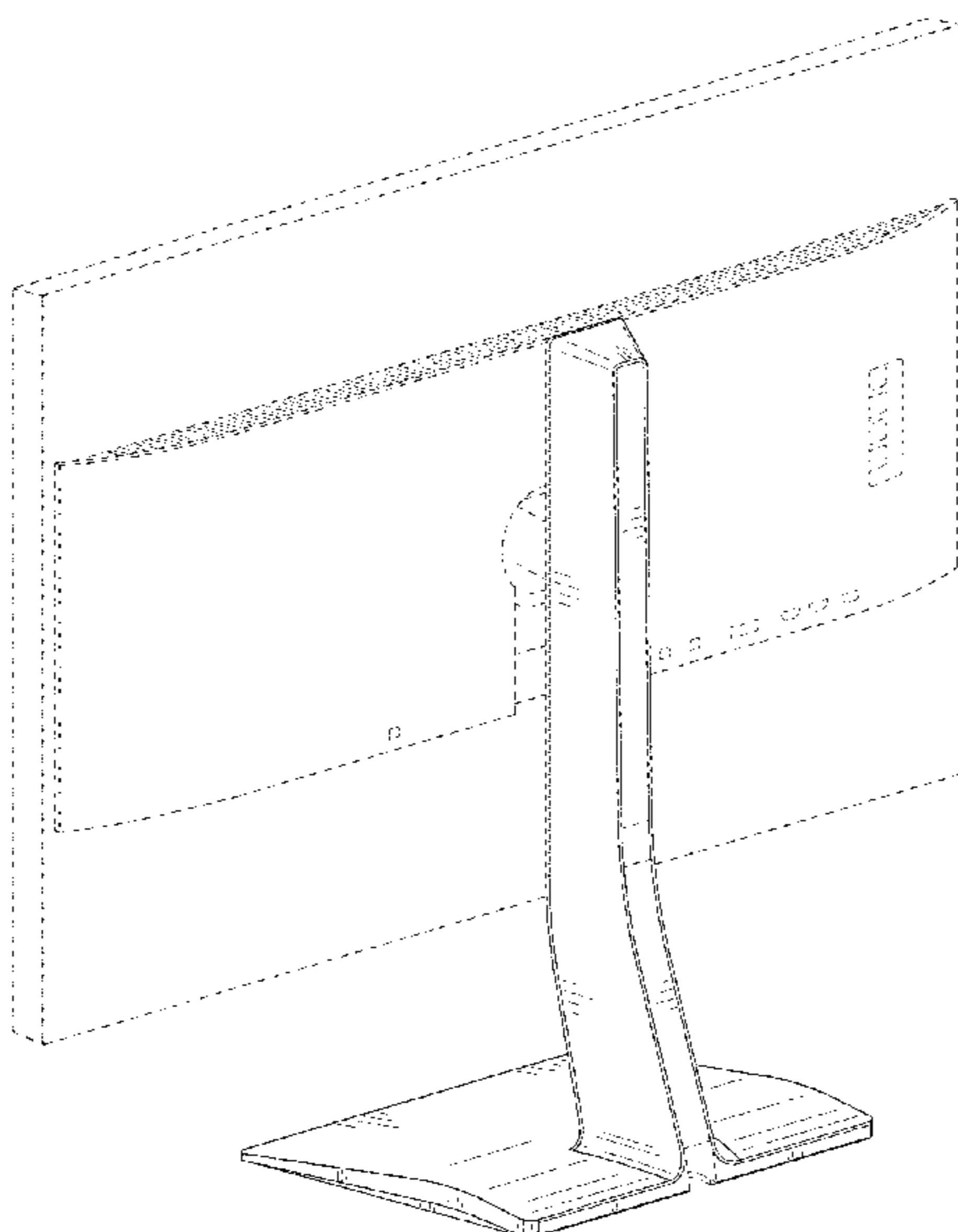
CLAIM

The ornamental design for a monitor for computer, as shown
and described.

DESCRIPTION

FIG. 1 is a front perspective view of a monitor for computer,
showing our new design;
FIG. 2 is a front view thereof;
FIG. 3 is a rear view thereof;
FIG. 4 is a left side view thereof;
FIG. 5 is a right side view thereof;
FIG. 6 is a top plan view thereof;
FIG. 7 is a bottom plan view thereof; and,
FIG. 8 is a rear perspective view thereof.
The broken lines represent unclaimed portions of a monitor
for computer and form no part of the claimed design.

1 Claim, 8 Drawing Sheets



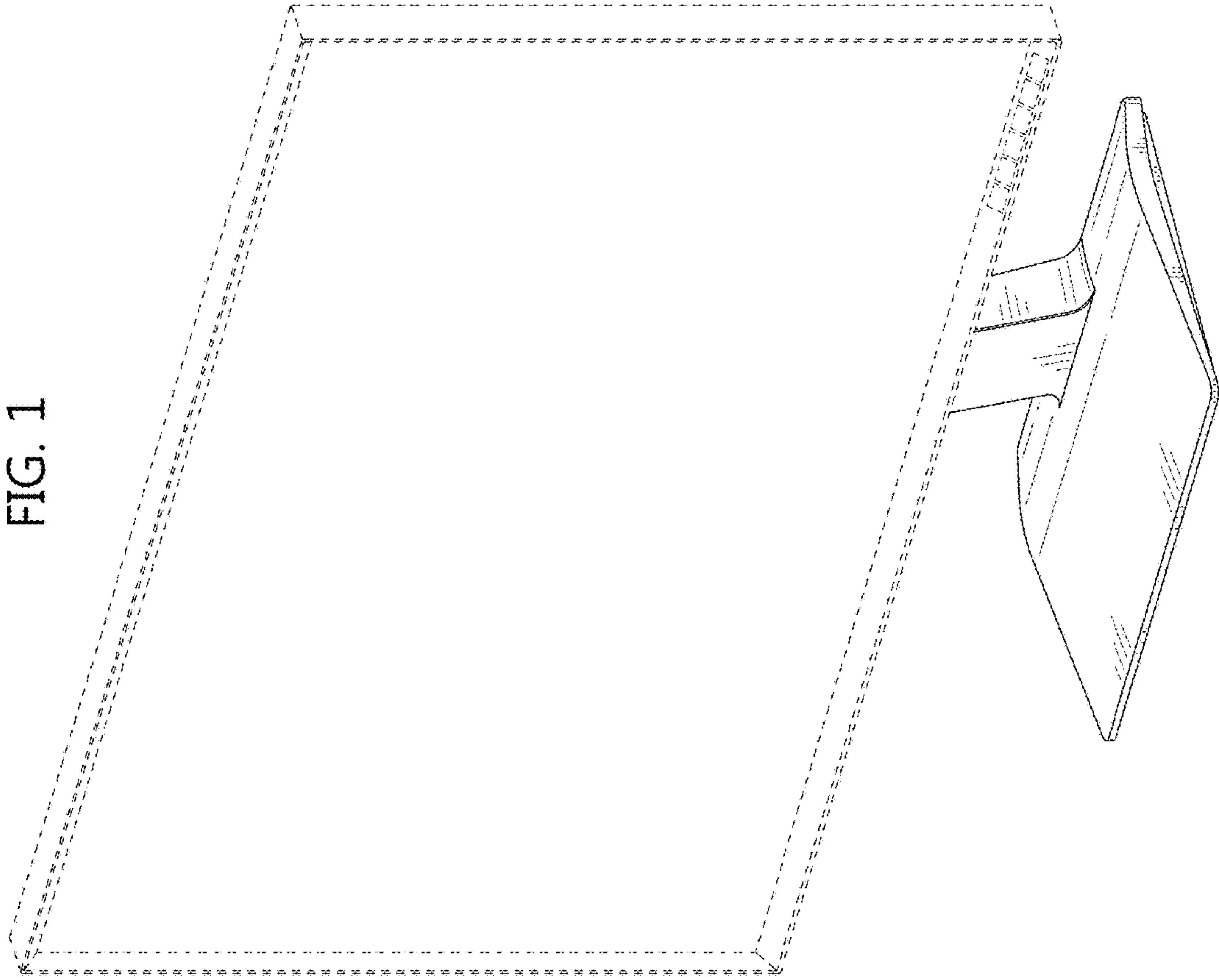


FIG. 1

FIG. 2

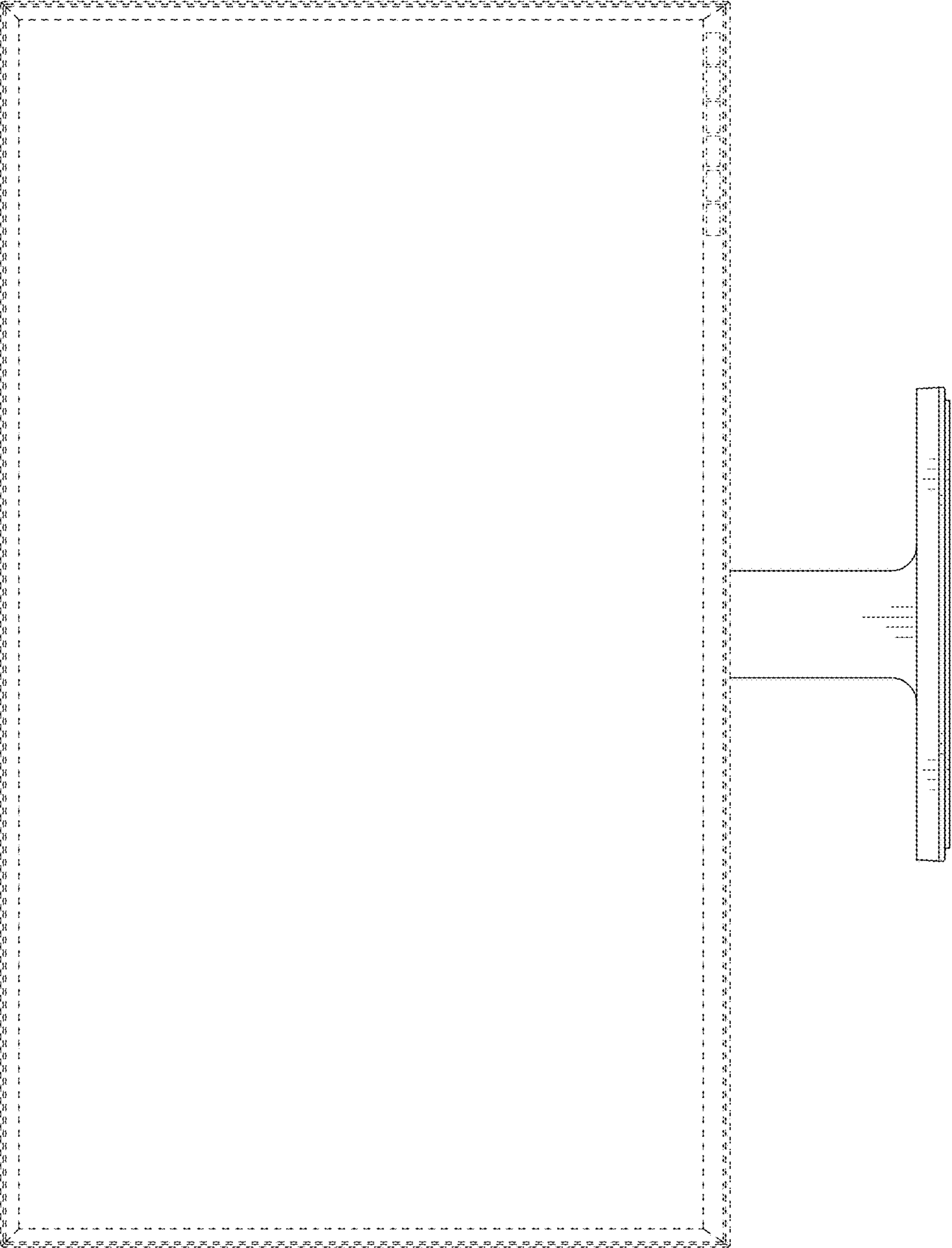


FIG. 3

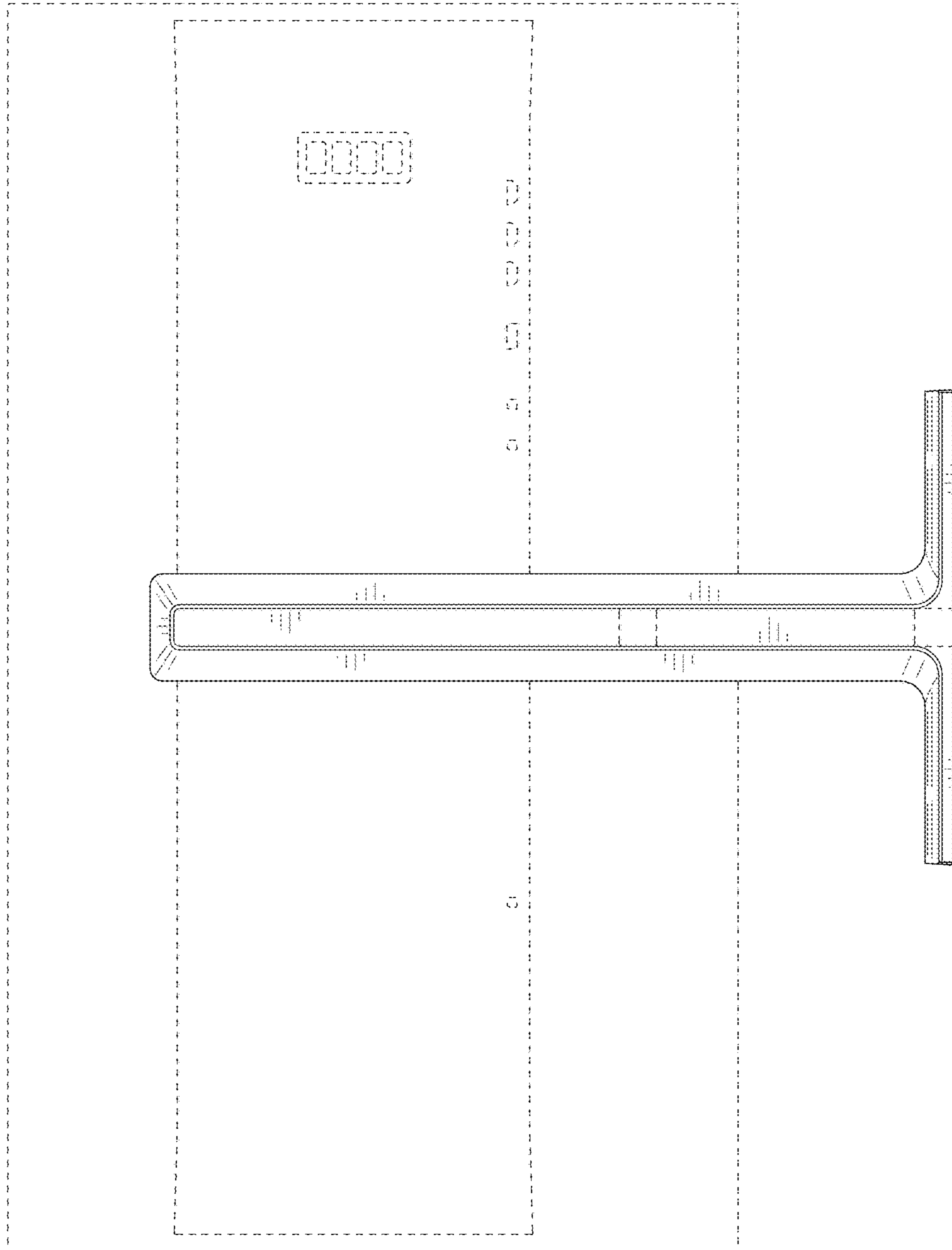


FIG. 4

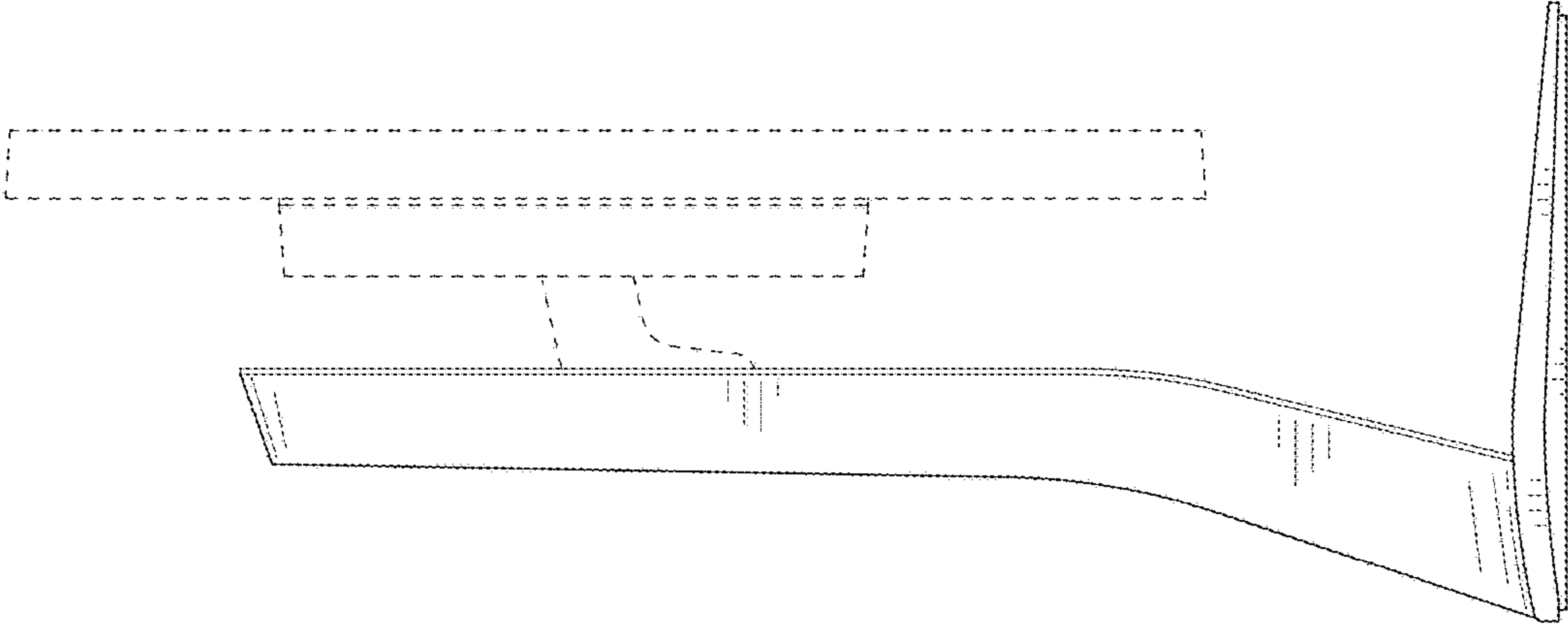


FIG. 5

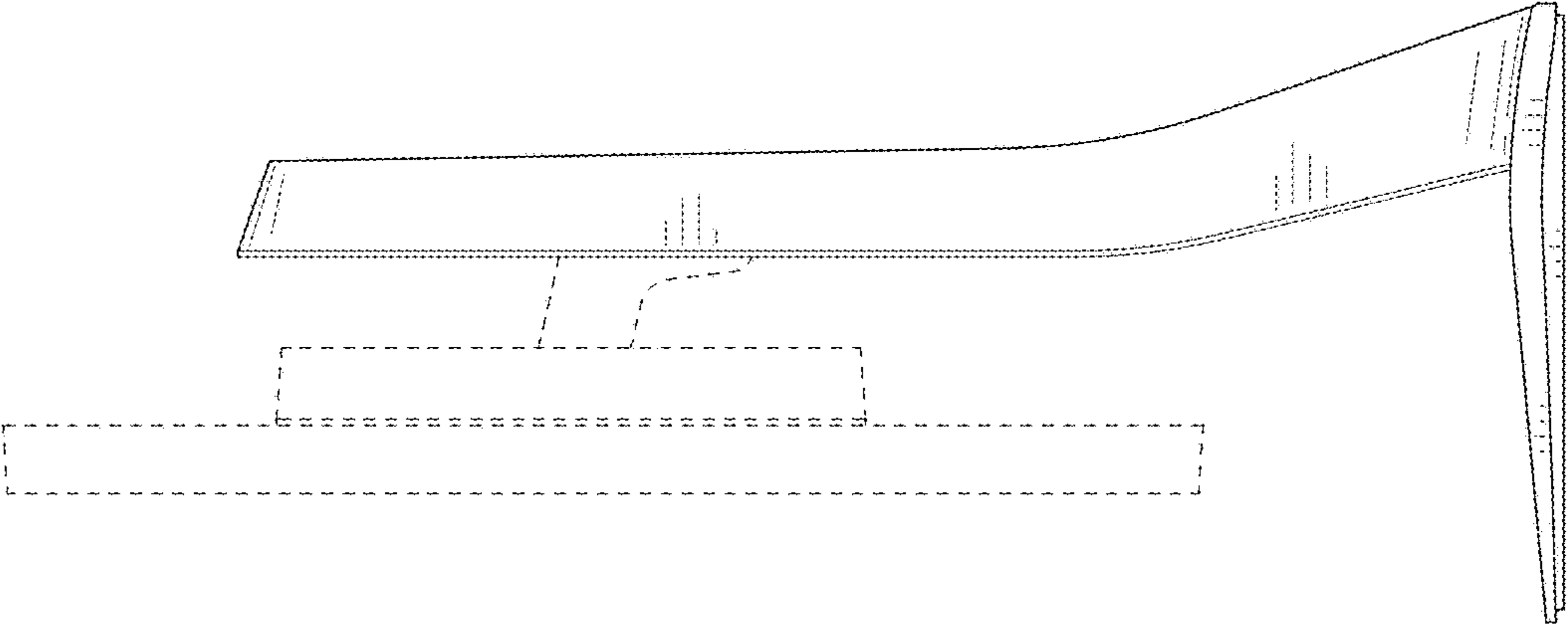


FIG. 6

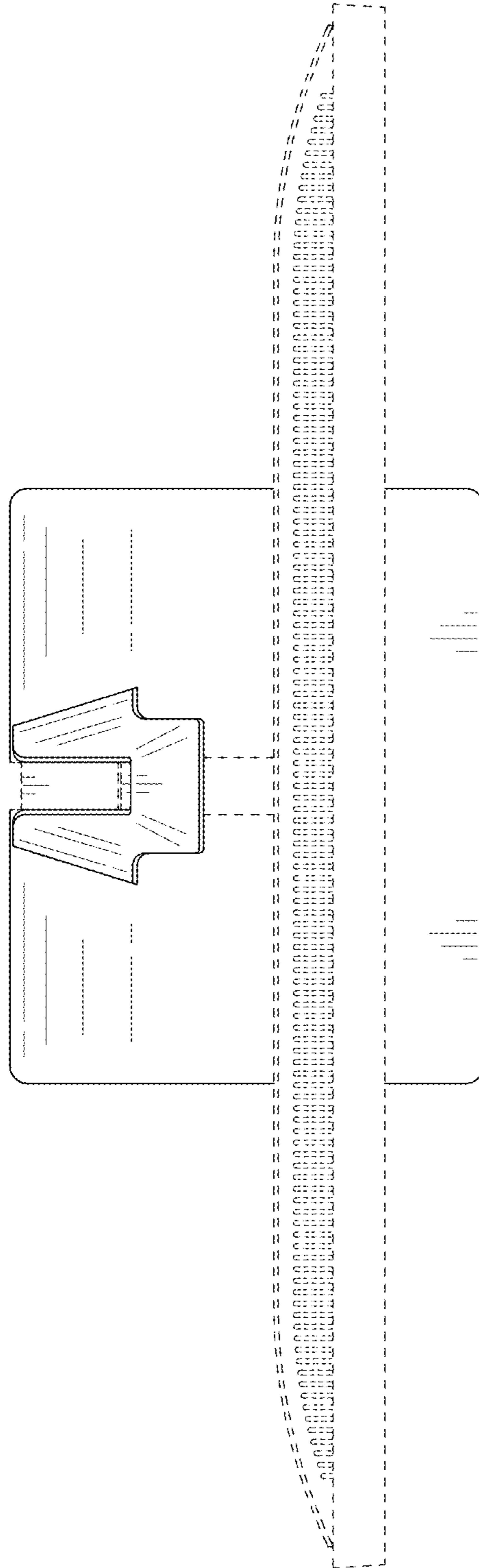


FIG. 7

