



US00D786239S

(12) **United States Design Patent** (10) **Patent No.:** **US D786,239 S**
Cheng et al. (45) **Date of Patent:** **** May 9, 2017**

(54) **PORTABLE ELECTRONIC DEVICE**

(56) **References Cited**

(71) Applicant: **Wistron Corporation**, New Taipei (TW)
(72) Inventors: **Ting-Yao Cheng**, New Taipei (TW);
Yao-Wei Wang, New Taipei (TW);
Ya-Shian Huang, New Taipei (TW);
Yu-Teng Chang, New Taipei (TW);
Tzu-Ting Chiu, New Taipei (TW);
Yi-Chi Li, New Taipei (TW);
Hong-Chi Chen, New Taipei (TW);
Cheng-Hsin Liu, New Taipei (TW)

U.S. PATENT DOCUMENTS

3,705,956 A * 12/1972 Dertouzo G06F 3/046
178/18.03
D298,327 S * 11/1988 Kimura D14/436
D304,448 S * 11/1989 De La Cruz D14/436
D308,363 S * 6/1990 Ashihara D14/374
D308,364 S * 6/1990 Beasley, Jr. D14/389
5,107,401 A * 4/1992 Youn G06F 1/1616
16/357
D330,545 S * 10/1992 Ashihara D14/374
5,153,817 A * 10/1992 Hosoi G06F 1/1635
361/679.37
D340,701 S * 10/1993 Takeuchi D14/341
D363,064 S * 10/1995 Rogov D14/433

(73) Assignee: **Wistron Corporation**, New Taipei (TW)

(**) Term: **15 Years**

(21) Appl. No.: **29/553,850**

(22) Filed: **Feb. 5, 2016**

Related U.S. Application Data

(62) Division of application No. 29/494,260, filed on Jun. 18, 2014, now Pat. No. Des. 754,656.

Foreign Application Priority Data

Apr. 1, 2014 (TW) 103301877
Apr. 2, 2014 (TW) 103301877D01

(51) **LOC (10) Cl.** **14-02**

(52) **U.S. Cl.**
USPC **D14/341**

(58) **Field of Classification Search**
USPC D14/341, 138 R, 138 AA, 138 G, 496,
D14/248, 433, 356, 358, 240, 374, 346;
D13/108, 184; 361/679.48, 679.54,
361/679.3, 679.11
CPC G06F 1/16; G06F 1/1616; H05K 5/00;
H05K 7/00; H04M 1/00
See application file for complete search history.


CLAIM

The ornamental design for a portable electronic device, as shown and described.

DESCRIPTION

FIG. 1 is a front perspective view of a portable electronic device showing our new design;
FIG. 2 is a front view thereof;
FIG. 3 is a rear view thereof;
FIG. 4 is a left side view thereof;
FIG. 5 is a right side view thereof;
FIG. 6 is a top view thereof;
FIG. 7 is a bottom view thereof; and,
FIG. 8 is a front perspective view of the same portable electronic device in an alternate position thereof.
The broken lines illustrating portions of the portable electronic device from no part of the claim design.

1 Claim, 8 Drawing Sheets



(56)

References Cited

U.S. PATENT DOCUMENTS

D366,470 S *	1/1996	Youens	D14/434	D613,286 S *	4/2010	Lee	D14/341
5,721,668 A *	2/1998	Barrus	G06F 1/1616	D615,538 S *	5/2010	Huang	D14/315
				361/679.59	D628,569 S *	12/2010	Guo	D14/341
D403,670 S *	1/1999	Liao	D14/126	D631,055 S *	1/2011	Gilbert	D14/242
D406,114 S *	2/1999	Ham	D14/341	D638,002 S *	5/2011	Chen	D14/242
D410,443 S *	6/1999	Matsumoto	D14/341	D638,014 S *	5/2011	Chong	D14/336
D434,040 S *	11/2000	Yasufuku	D14/433	D638,836 S *	5/2011	Daniel	D14/341
D453,158 S *	1/2002	Chen	D14/341	D638,915 S *	5/2011	Cardno	D23/233
6,400,931 B1 *	6/2002	Inkinen	H01Q 1/084	D675,196 S *	1/2013	Maddern	D14/240
				455/128	D678,258 S *	3/2013	Seto	D14/240
6,525,716 B1 *	2/2003	Makino	G06F 3/04886	D685,341 S *	7/2013	Cetera	D14/203.4
				178/18.01	D685,342 S *	7/2013	Cetera	D14/203.4
6,567,273 B1 *	5/2003	Liu	G06K 19/07732	D696,654 S *	12/2013	Lee	D14/248
				361/737	D716,253 S *	10/2014	Lee	D14/138 AB
6,676,419 B1 *	1/2004	Lin	G06K 19/077	D724,582 S *	3/2015	Kim	D14/341
				439/131	D749,576 S *	2/2016	Park	D14/203.4
6,743,030 B2 *	6/2004	Lin	H01R 31/065	D754,656 S *	4/2016	Cheng	D14/341
				439/131	D757,716 S *	5/2016	Park	D14/341
D524,308 S *	7/2006	Lai	D14/341	D770,445 S *	11/2016	Hong	D14/341
D541,272 S *	4/2007	Wang	D14/356	2002/0080577 A1 *	6/2002	Babcock	G06F 1/163
D564,521 S *	3/2008	Liu	D14/433					361/679.46
7,430,896 B2 *	10/2008	Shiozawa	G06F 1/1616	2005/0139675 A1 *	6/2005	An	G06K 13/08
				165/70					235/462.24
7,681,794 B2 *	3/2010	Leng	G06F 1/1616	2006/0109259 A1 *	5/2006	Ohta	G06F 3/0485
				235/454					345/173
					2007/0105418 A1 *	5/2007	Fu	H01R 35/04
									439/136

* cited by examiner




FIG. 1




FIG. 2




FIG. 3



FIG. 4



FIG. 5




FIG. 6




FIG. 7




FIG. 8