



US00D786214S

(12) **United States Design Patent** (10) **Patent No.:** **US D786,214 S**
Kwon et al. (45) **Date of Patent:** **** May 9, 2017**

(54) **MOBILE PHONE**

(71) Applicant: **LG Display Co., Ltd.**, Seoul (KR)

(72) Inventors: **Da Bin Kwon**, Seoul (KR); **Jong Seo Yoon**, Seoul (KR); **Ki Hwan Son**, Seoul (KR); **Dong Jin Seo**, Paju-si (KR)

(73) Assignee: **LG DISPLAY CO., LTD.**, Seoul (KR)

(**) Term: **15 Years**

(21) Appl. No.: **29/556,023**

(22) Filed: **Feb. 26, 2016**

(30) **Foreign Application Priority Data**

Aug. 27, 2015 (KR) 30-2015-0043198

(51) **LOC (10) Cl.** **04-03**

(52) **U.S. Cl.**
USPC **D14/138 G**

(58) **Field of Classification Search**
USPC D14/138 G, 138 AD, 138 C, 138 AC,
D14/138 R, 138 AA, 203.7, 203.3, 203.1,
D14/248, 250, 341, 496
CPC .. H04M 1/027; H04M 1/0202; H04M 1/0279;
H04M 1/0235; H04M 1/0237; H04M
1/0239; H04M 1/266; H04M 1/0268;
H04M 1/029; H05K 5/0217
See application file for complete search history.

(56) **References Cited**

U.S. PATENT DOCUMENTS

D609,669 S * 2/2010 Li D14/138 AA
D639,277 S * 6/2011 Alvarado D14/218
D668,629 S * 10/2012 Chung D14/138 G
D695,250 S * 12/2013 Kim D14/138 G
D700,164 S * 2/2014 Park D14/138 G
D716,747 S * 11/2014 Kleiner D14/138 G
D717,263 S * 11/2014 Wozniak D14/138 G

D719,121 S * 12/2014 Kim D14/138 G
D721,669 S * 1/2015 Kleiner D14/138 G
D722,581 S * 2/2015 Kim D14/138 G
D738,343 S * 9/2015 Shao D14/138 G
D740,247 S * 10/2015 Park D14/138 G
D747,694 S * 1/2016 Tom D14/138 G
D755,146 S * 5/2016 Cho D14/138 G
D772,190 S * 11/2016 Cheng D14/138 G
D777,700 S * 1/2017 Kwon D14/138 G
D778,868 S * 2/2017 Yang D14/138 G

(Continued)

OTHER PUBLICATIONS

GSMarena.com, Nokia Lumia 930, Apr. 2014, [online], Retrieved Feb. 15, 2017 from <URL:http://www.gsmarena.com/nokia_lumia_930-6227.php>.*

Primary Examiner — Sheryl Lane

Assistant Examiner — Calvin E Vansant

(74) *Attorney, Agent, or Firm* — Birch, Stewart, Kolasch & Birch, LLP

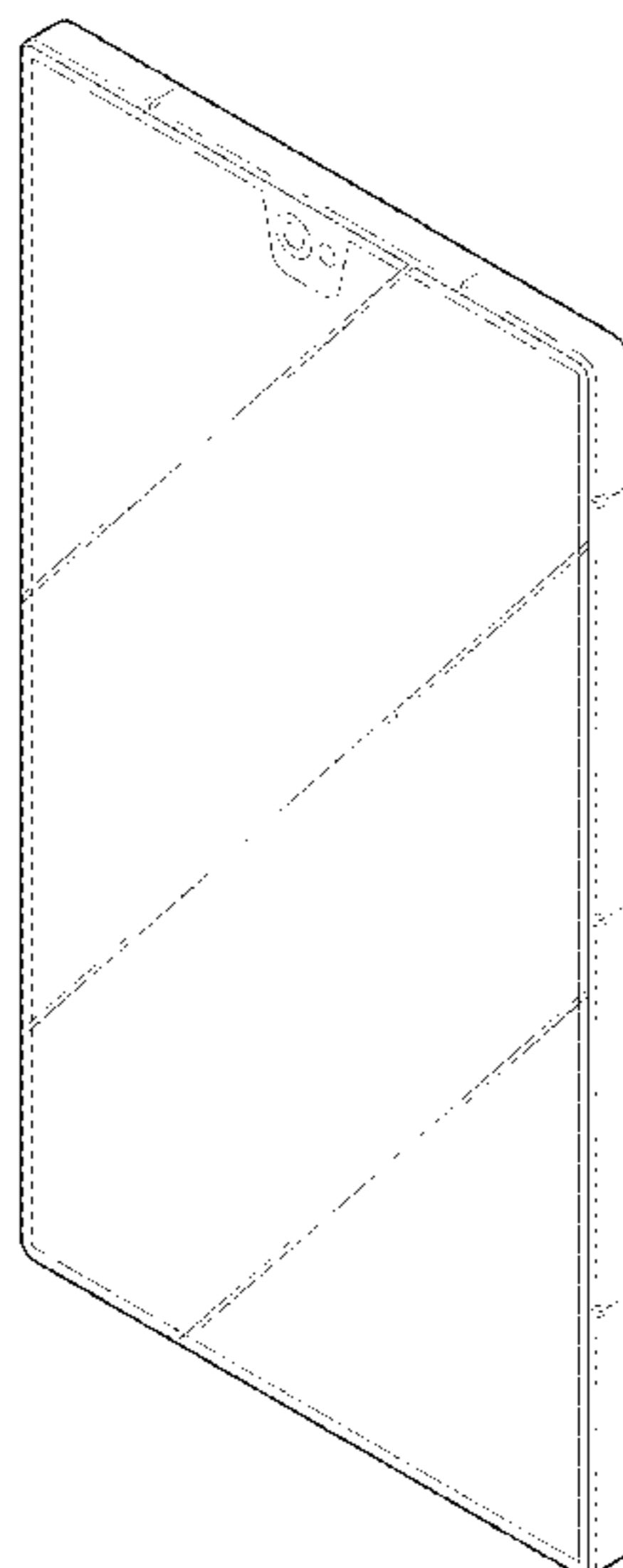
(57) **CLAIM**

The ornamental design for a mobile phone, as shown and described.

DESCRIPTION

FIG. 1 is a perspective view of the mobile phone showing our new design;
FIG. 2 is a front view thereof;
FIG. 3 is a rear view thereof;
FIG. 4 is a left side view thereof where the right side view is a mirror image;
FIG. 5 is a top plan view thereof where the bottom plan view is a mirror image; and,
FIG. 6 is a reference view thereof showing an example of the usage of the subject design.
The broken lines depict environmental subject matter only and form no part of the claim.

1 Claim, 6 Drawing Sheets



(56)

References Cited

U.S. PATENT DOCUMENTS

2010/0267428 A1* 10/2010 Wang H04M 1/0237
455/575.4
2011/0050560 A1* 3/2011 Foster G06F 15/0291
345/107
2013/0271922 A1* 10/2013 Wilson H04M 1/185
361/724
2015/0198977 A1* 7/2015 Takizawa G06F 1/1643
345/173

* cited by examiner

FIG. 1

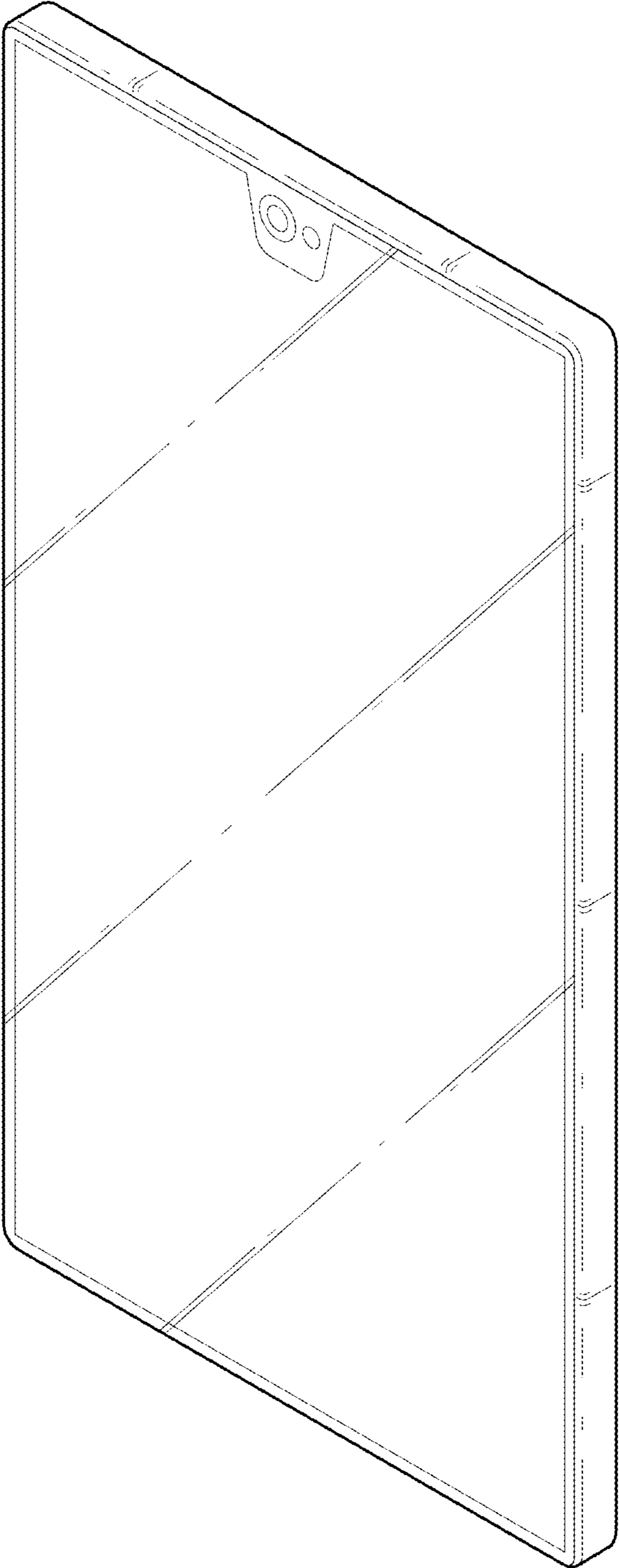


FIG. 2




FIG. 3




FIG. 4

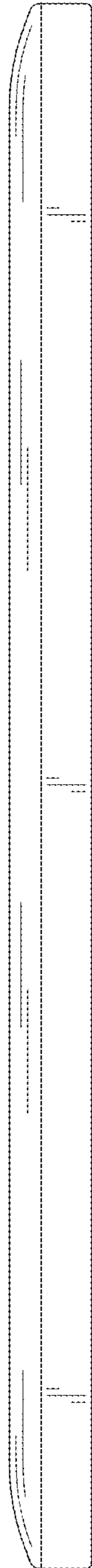


FIG. 5

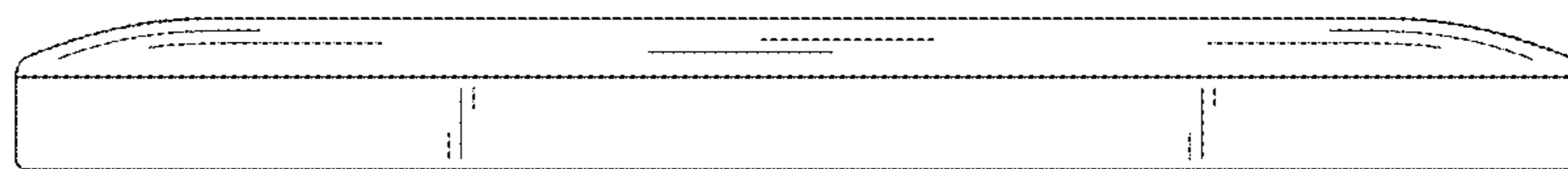


FIG. 6

