



US00D786180S

(12) **United States Design Patent**
Honda et al.

(10) **Patent No.:** **US D786,180 S**

(45) **Date of Patent:** **** May 9, 2017**

(54) **AUTOMOBILE TIRE**

(71) Applicant: **THE YOKOHAMA RUBBER CO., LTD.**, Minato-ku, Tokyo (JP)

(72) Inventors: **Naruhiko Honda**, Hiratsuka (JP);
Kenichi Sato, Tokyo (JP)

(73) Assignee: **THE YOKOHAMA RUBBER CO., LTD.**, Minato-ku, Tokyo (JP)

(**) Term: **15 Years**

(21) Appl. No.: **29/526,932**

(22) Filed: **May 14, 2015**

(30) **Foreign Application Priority Data**

Nov. 14, 2014 (JP) 2014-025441

(51) **LOC (10) Cl.** **12-15**

(52) **U.S. Cl.**
USPC **D12/552; D12/553**

(58) **Field of Classification Search**
USPC D12/533-567
CPC B60C 1/0016; B60C 11/0306; B60C 11/0302; B60C 3/06; B60C 9/17
See application file for complete search history.

(56) **References Cited**

U.S. PATENT DOCUMENTS

D455,380 S *	4/2002	Traulle	D12/552
D607,810 S *	1/2010	Oizumi	D12/552
D610,963 S *	3/2010	Ochi	D12/552
D610,964 S *	3/2010	Dixon	D12/552
D615,479 S *	5/2010	Lee	D12/552
D626,911 S *	11/2010	Takashima	D12/551

D627,292 S *	11/2010	Terashima	D12/559
D705,718 S *	5/2014	Hirama	D12/553
D717,725 S *	11/2014	Fujita	D12/552
D724,522 S *	3/2015	D'Abrigeon	D12/552
D733,038 S *	6/2015	Raatikainen	D12/545
D744,410 S *	12/2015	Furusawa	D12/545
D749,496 S *	2/2016	Wang	D12/553

* cited by examiner

Primary Examiner — Robert M Spear

Assistant Examiner — John Voytek

(74) *Attorney, Agent, or Firm* — Banner & Witcoff, Ltd.

(57) **CLAIM**

The ornamental design for an automobile tire, as shown and described.

DESCRIPTION

FIG. 1 is a perspective view of an automobile tire showing our new design;

FIG. 2 is a front view thereof;

FIG. 3 is a rear view thereof;

FIG. 4 is a left side view thereof;

FIG. 5 is a right side view thereof;

FIG. 6 is a top view thereof;

FIG. 7 is a bottom view thereof;

FIG. 8 is a partially enlarged view of a portion defined by lines 8-8 shown in FIG. 1;

FIG. 9 is a partially enlarged view of a portion defined by lines 9-9 shown in FIG. 2; and,

FIG. 10 is a cross sectional view of a portion defined by lines 10-10 shown in FIG. 9.

In the drawings, the dash/dot/dot/dash broken lines depict claim boundaries and form no part of the claim; the evenly spaced broken lines illustrate portions of the automobile tire that form no part of the claimed design.

1 Claim, 10 Drawing Sheets

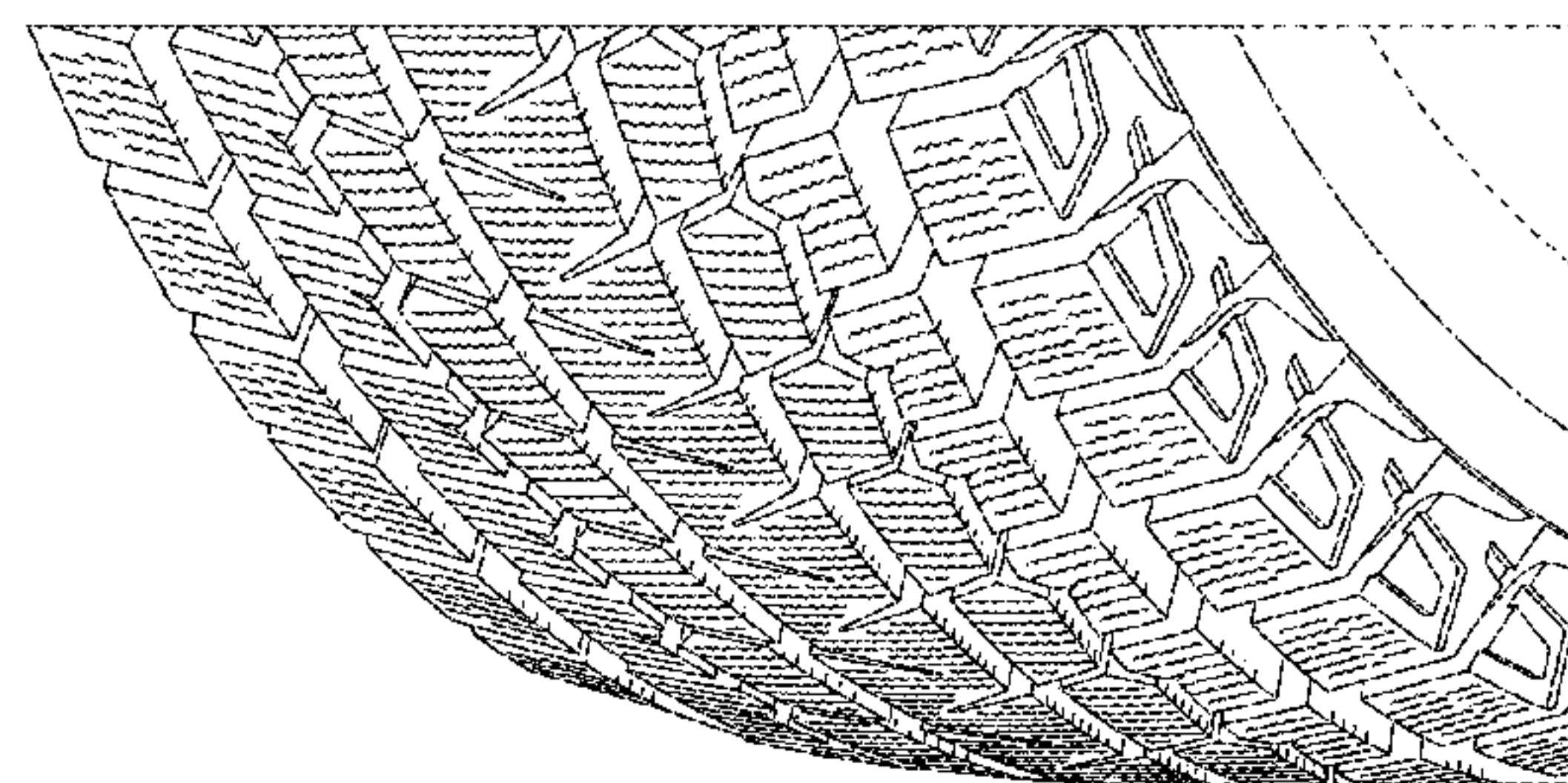
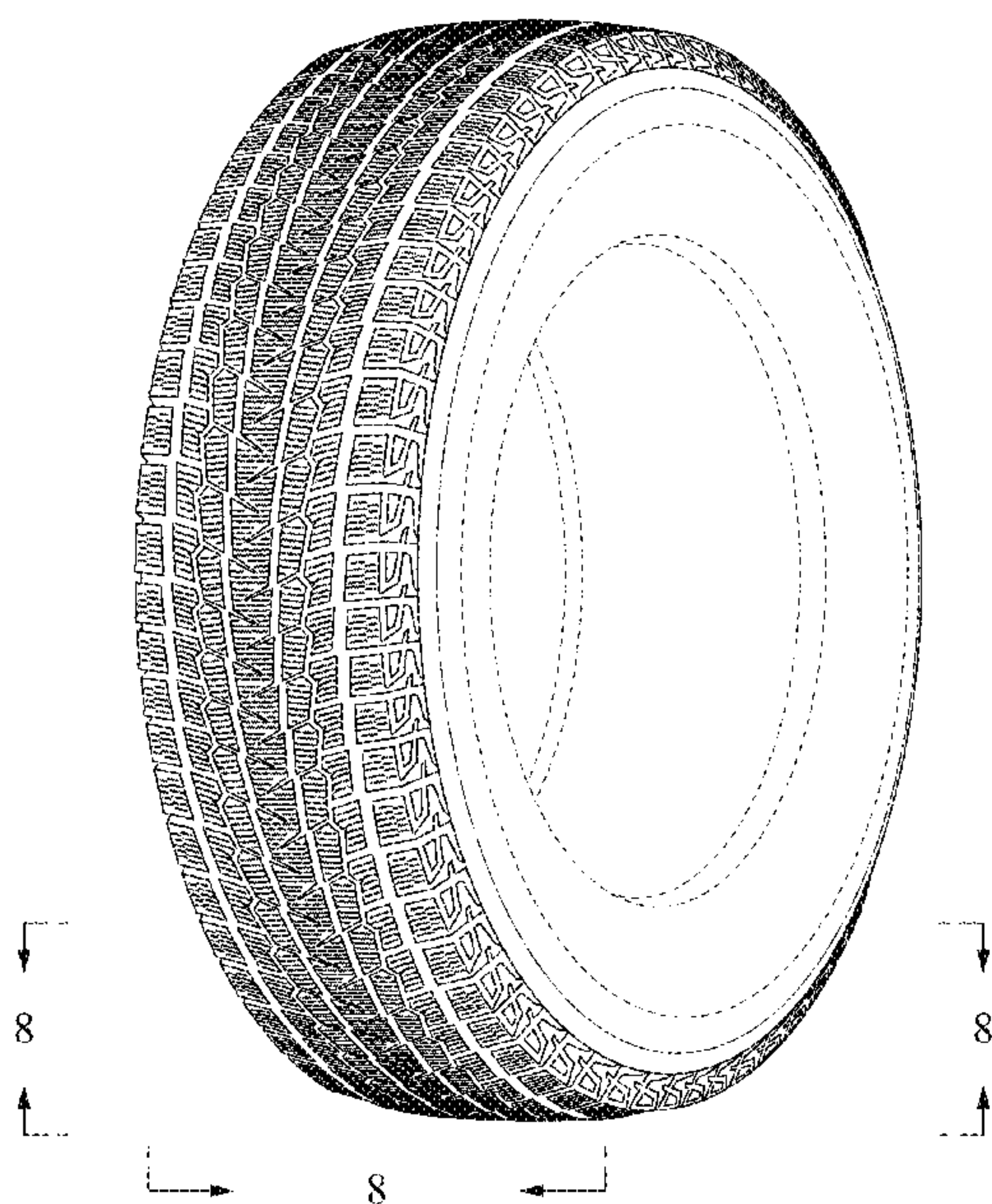


FIG. 1

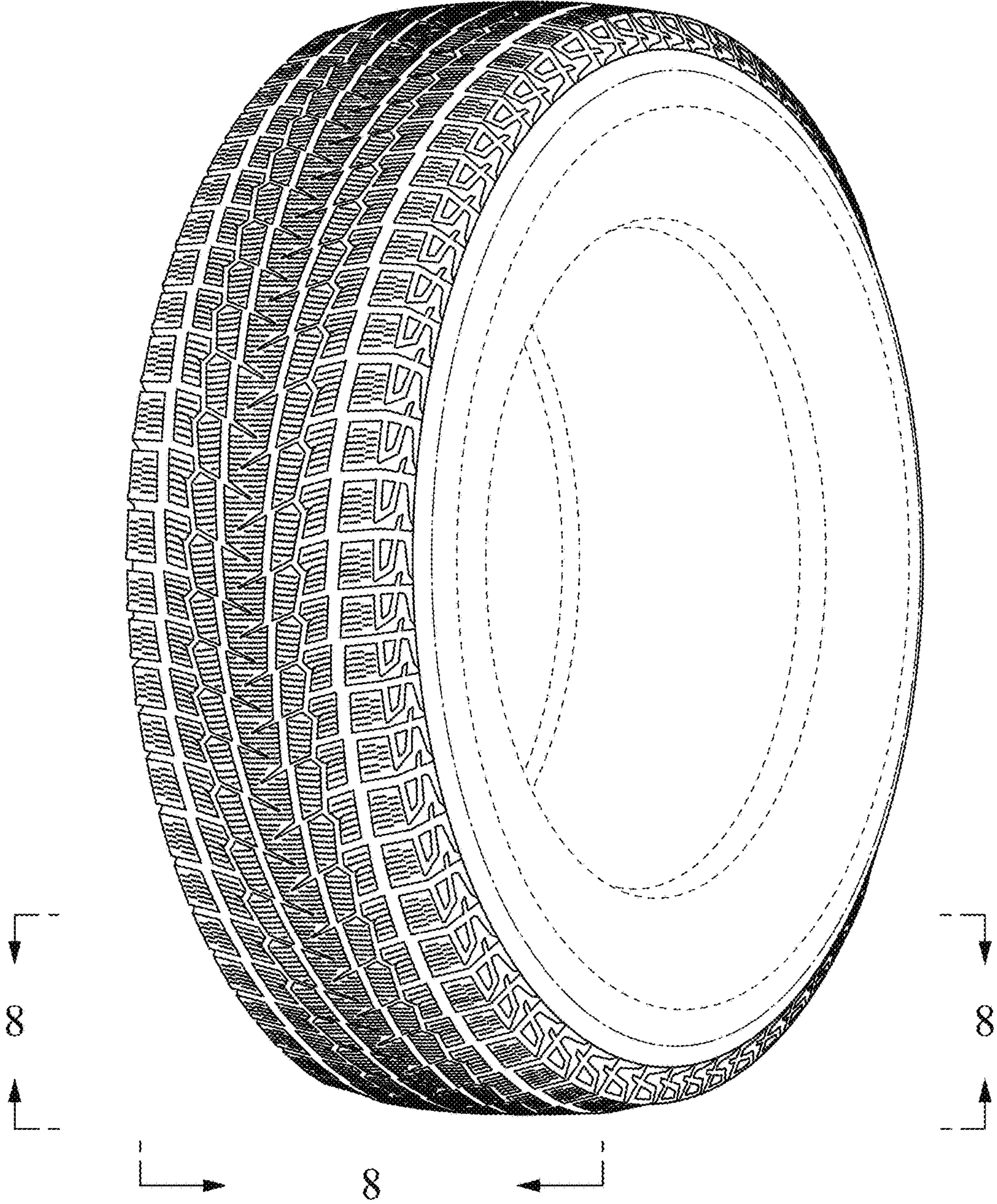


FIG. 2

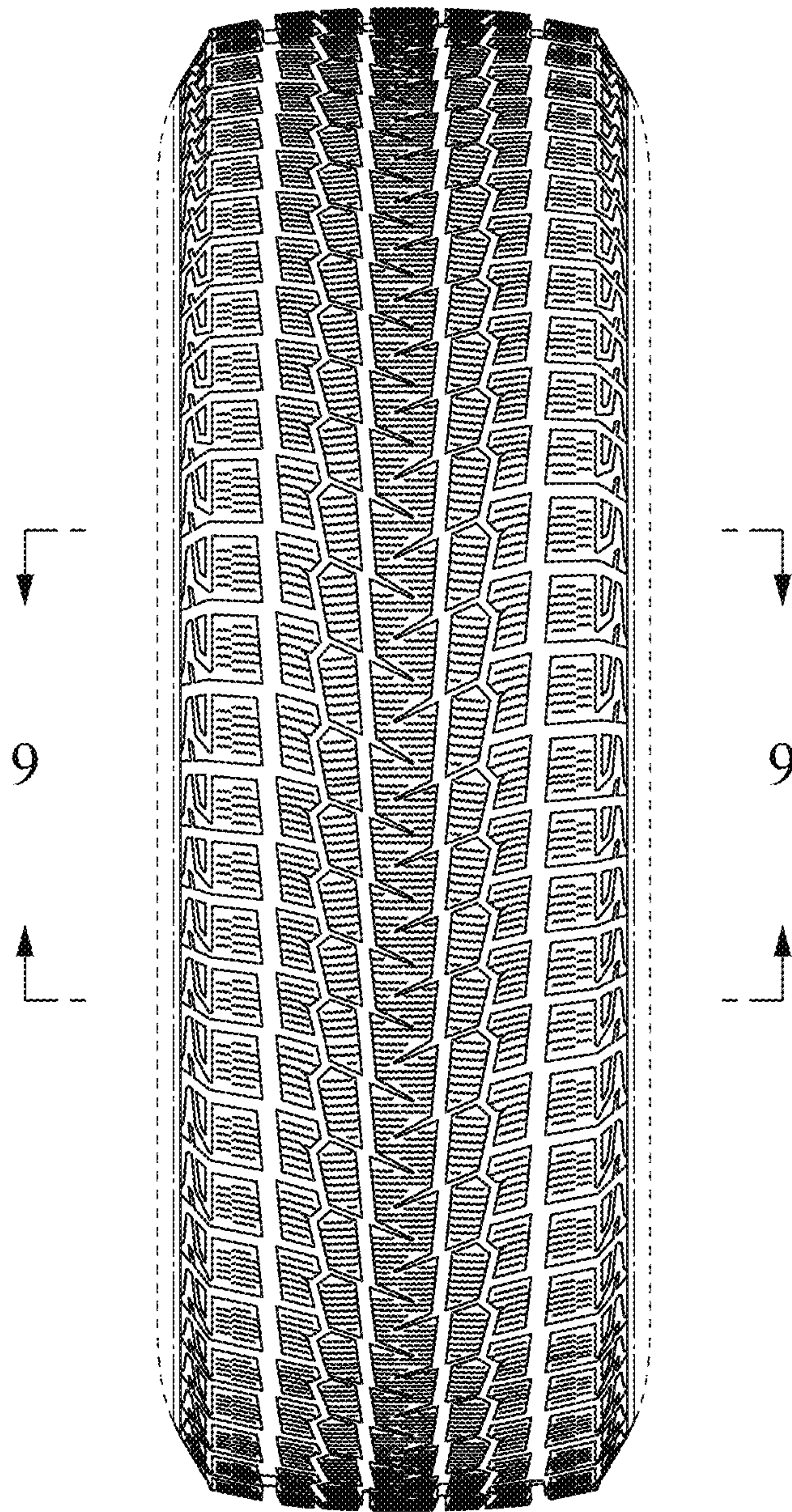


FIG. 3




FIG. 4




FIG. 5




FIG. 6




FIG. 7




FIG. 8

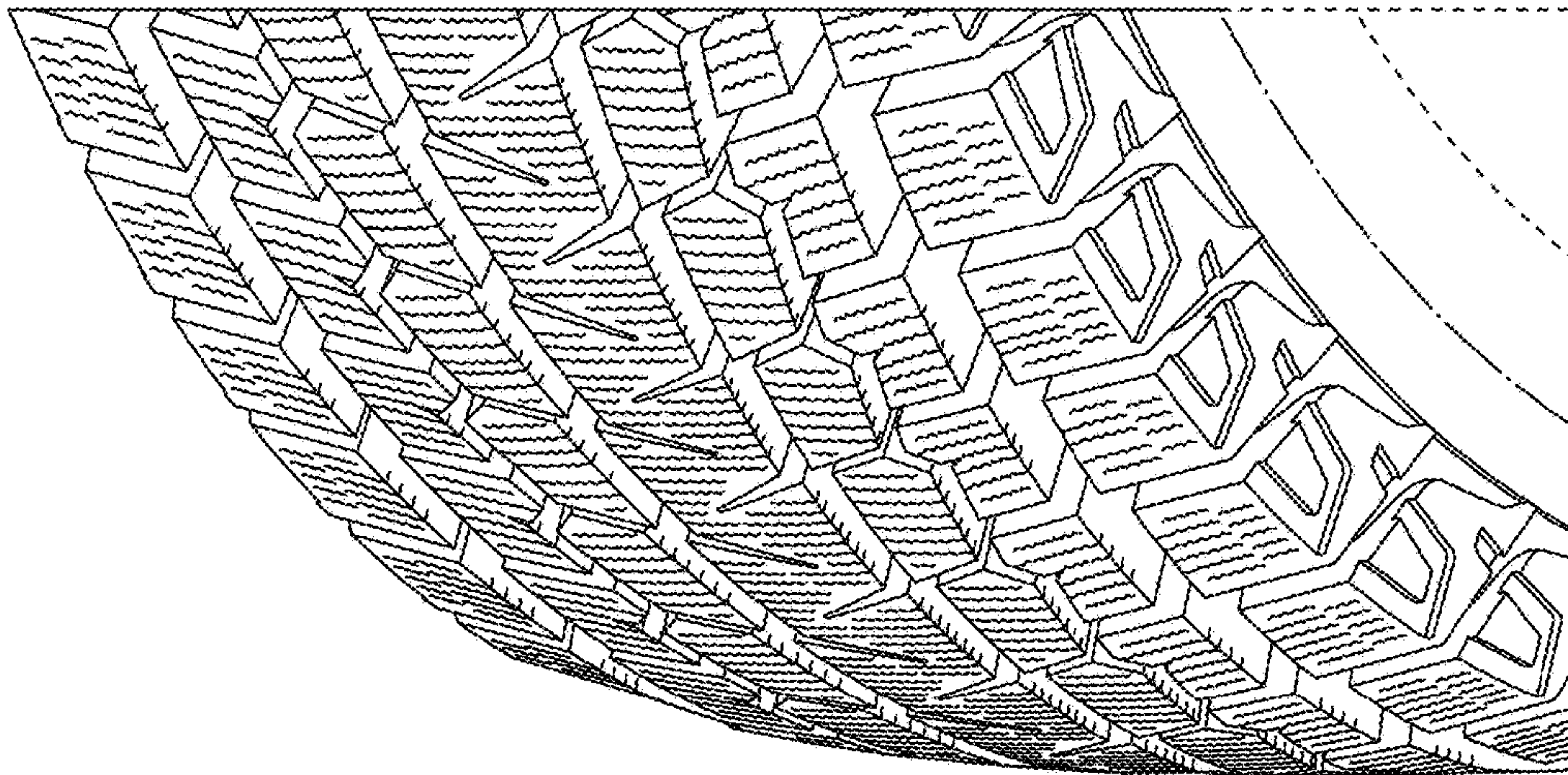


FIG. 9




FIG. 10

