



US00D786166S

(12) **United States Design Patent**
Henderson

(10) **Patent No.:** **US D786,166 S**

(45) **Date of Patent:** **** May 9, 2017**

(54) **SPOKE SEGMENT OF A VEHICLE WHEEL**

(71) Applicant: **MOBILE HI-TECH WHEELS,**
Rancho Dominguez, CA (US)

(72) Inventor: **Brian Henderson,** Seal Beach, CA
(US)

(73) Assignee: **Mobile Hi-Tech Wheels,** Rancho
Dominguez, CA (US)

(**) Term: **15 Years**

(21) Appl. No.: **29/568,988**

(22) Filed: **Jun. 22, 2016**

(51) **LOC (10) Cl.** **12-16**

(52) **U.S. Cl.**
USPC **D12/213**

(58) **Field of Classification Search**
USPC D12/204–213
CPC B60B 7/00; B60B 7/02; B60B 7/04; B60B
7/01; B60B 7/06; B60B 3/02; B60B 3/04;
B60B 3/06; B60B 3/10; B60B 1/00;
B60B 1/08; B60B 1/10; B60B 1/12
See application file for complete search history.

(56) **References Cited**

U.S. PATENT DOCUMENTS

D417,646 S	*	12/1999	Baumgartner	D12/211
D427,558 S	*	7/2000	Neeper	D12/211
D528,063 S	*	9/2006	Schell	D12/211
D539,724 S	*	4/2007	Muzzarelli	D12/211
D605,574 S	*	12/2009	Abdallah	D12/211

D606,921 S	*	12/2009	Thorsten	D12/211
D620,862 S	*	8/2010	Pollmann	D12/209
D624,861 S	*	10/2010	Zhao	D12/209
D649,103 S	*	11/2011	Gallert	D12/211
D675,143 S	*	1/2013	Gebert	D12/209
D715,720 S	*	10/2014	Ender	D12/211
D747,254 S	*	1/2016	Liu	D12/211
D748,558 S	*	2/2016	Hans	D12/211
D763,774 S	*	8/2016	Henderson	D12/213
D764,367 S	*	8/2016	Gallert	D12/209
D780,657 S	*	3/2017	Welte	D12/211
D780,658 S	*	3/2017	Welte	D12/211

* cited by examiner

Primary Examiner — Stacia Cadmus

(74) *Attorney, Agent, or Firm* — Lewis Roca Rothgerber
Christie LLP

(57) **CLAIM**

The ornamental design for spoke segment of a vehicle
wheel, as shown and described.

DESCRIPTION

FIG. 1 is a perspective view of a spoke segment of a vehicle
wheel according to my new design;
FIG. 2 is a front elevational view thereof; and,
FIG. 3 is a side elevational view thereof.
The broken lines showing the side of the wheel and the bolts
and center cap in the central hub area are included for the
purpose of illustrating environment and form no part of the
claimed design.
The dash-dot-dash lines on either side of the spoke segment
are for the purpose of illustrating the boundary of the
claimed design and form no part thereof.

1 Claim, 3 Drawing Sheets

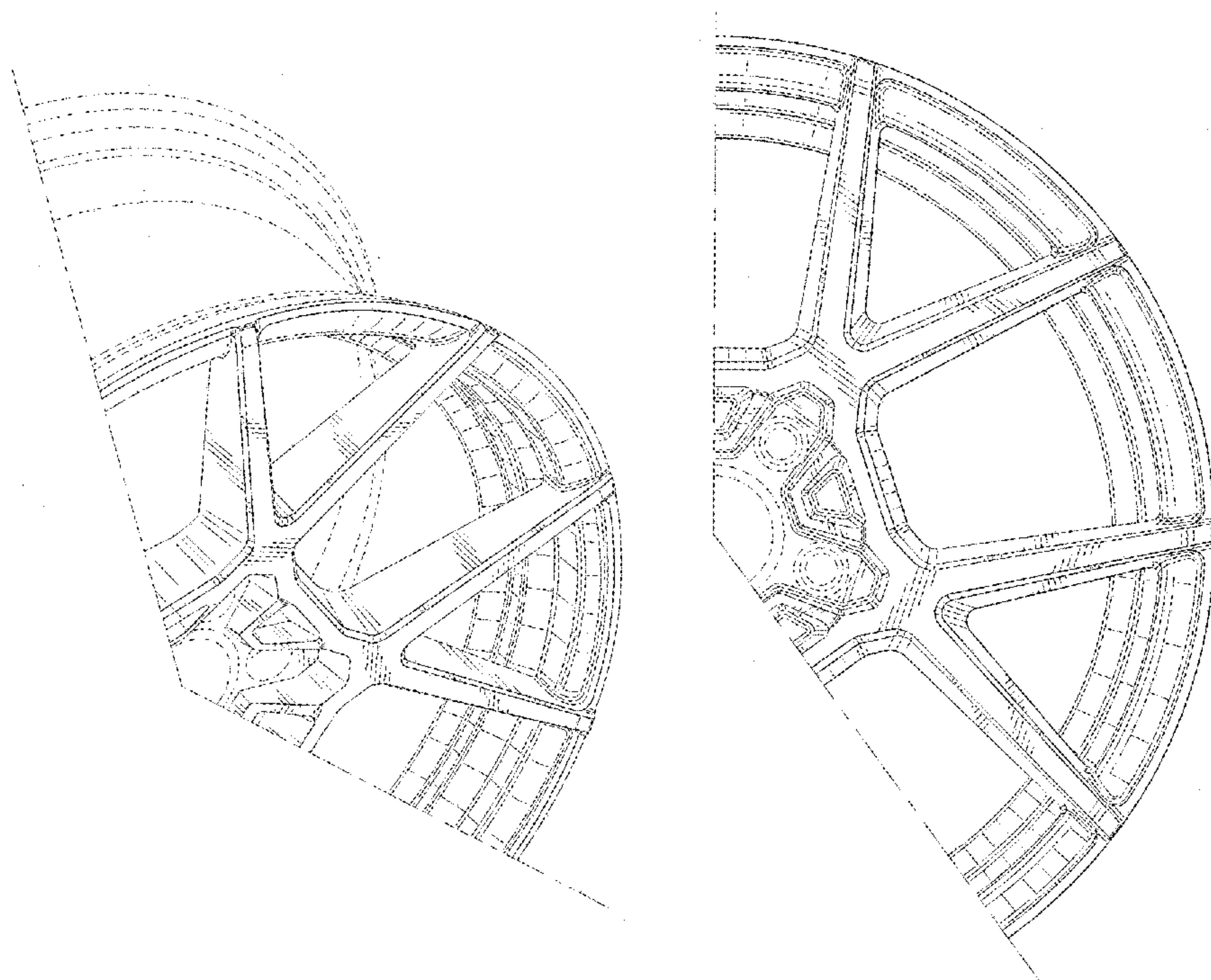


FIG. 1

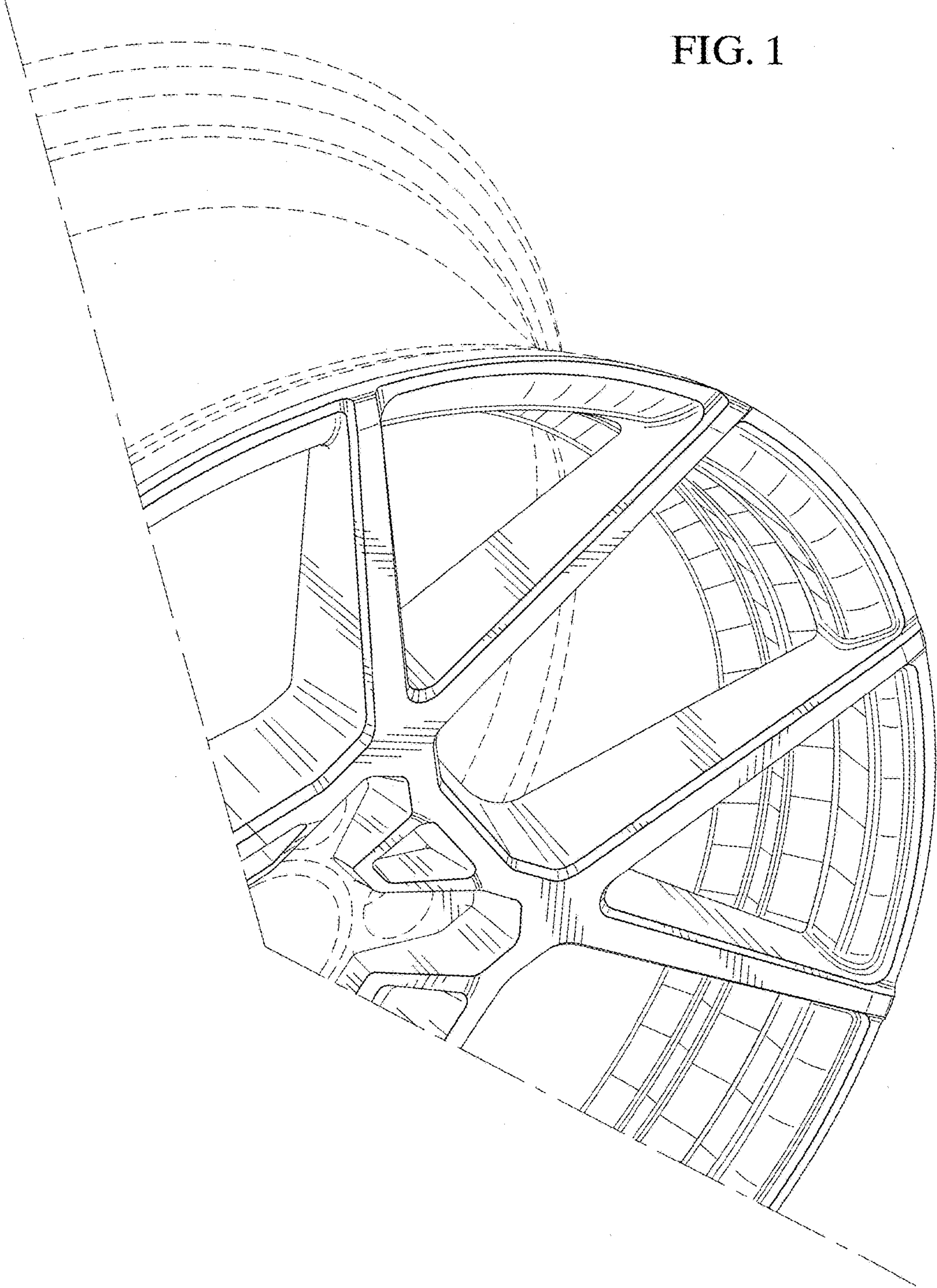


FIG. 2

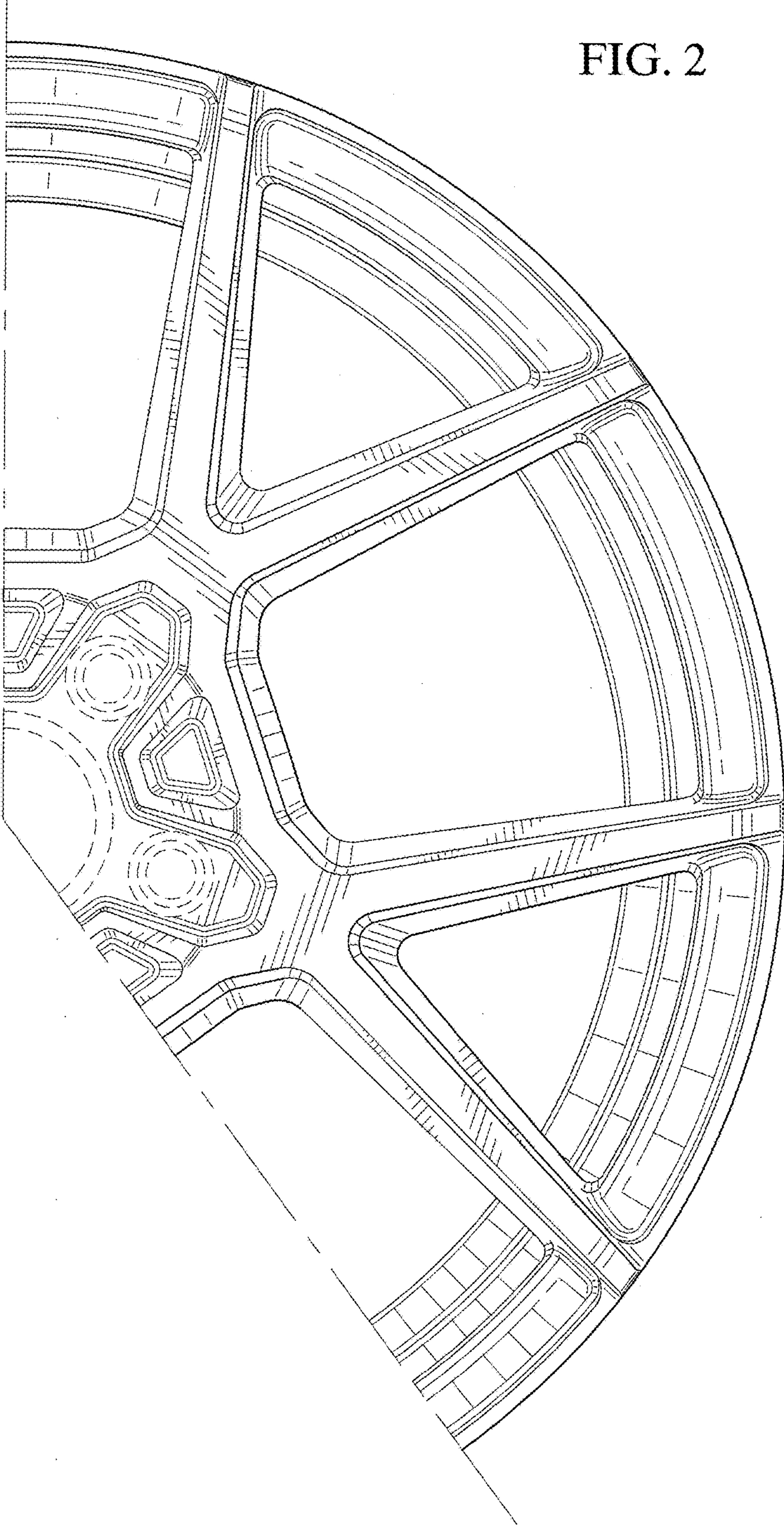


FIG. 3

