



US00D786165S

(12) **United States Design Patent**  
**Hale, Jr.**

(10) **Patent No.:** **US D786,165 S**

(45) **Date of Patent:** **\*\* May 9, 2017**

(54) **SPOKE SEGMENT OF A VEHICLE WHEEL**

(71) Applicant: **MOBILE HI-TECH WHEELS,**  
Rancho Dominguez, CA (US)

(72) Inventor: **Arthur D. Hale, Jr.,** Long Beach, CA  
(US)

(73) Assignee: **Mobile Hi-Tech Wheels,** Rancho  
Dominguez, CA (US)

(\*\*) Term: **15 Years**

(21) Appl. No.: **29/560,864**

(22) Filed: **Apr. 11, 2016**

(51) **LOC (10) Cl.** ..... **12-16**

(52) **U.S. Cl.**  
USPC ..... **D12/213**

(58) **Field of Classification Search**  
USPC ..... D12/204–213  
CPC .... B60B 7/00; B60B 7/02; B60B 7/04; B60B  
7/01; B60B 7/06; B60B 3/02; B60B 3/04;  
B60B 3/06; B60B 3/10; B60B 1/00;  
B60B 1/08; B60B 1/10; B60B 1/12  
See application file for complete search history.

(56) **References Cited**

**U.S. PATENT DOCUMENTS**

1,200,276 A \* 10/1916 Turner et al. .... B60B 1/08  
301/108.1  
D96,315 S \* 7/1935 Hunt ..... D12/209

D97,554 S \* 11/1935 Hunt ..... D12/209  
D236,610 S \* 9/1975 Clement ..... D12/209  
D288,086 S \* 2/1987 Envall ..... D12/209  
D363,457 S \* 10/1995 Coddington ..... D12/209  
D384,629 S \* 10/1997 Nagashima ..... D12/209  
D385,837 S \* 11/1997 Muller ..... D12/209  
D387,724 S \* 12/1997 Chung ..... D12/209  
D416,533 S \* 11/1999 Sulahian ..... D12/211  
D454,827 S \* 3/2002 Pfeiffer ..... D12/211  
D680,937 S \* 4/2013 Hale, Jr. .... D12/213  
D695,192 S \* 12/2013 Zhao ..... D12/210  
D763,774 S \* 8/2016 Henderson ..... D12/213  
D768,049 S \* 10/2016 Henderson ..... D12/213

\* cited by examiner

*Primary Examiner* — Stacia Cadmus

(74) *Attorney, Agent, or Firm* — Lewis Roca Rothgerber  
Christie LLP

(57) **CLAIM**

The ornamental design for spoke segment of a vehicle  
wheel, as shown and described.

**DESCRIPTION**

FIG. 1 is a perspective view of a spoke segment of a vehicle  
wheel according to my new design; and,  
FIG. 2 is a elevational view thereof of a spoke segment of  
a vehicle wheel according to my new design.  
In the drawings, the broken lines depict environmental  
subject matter only and form no part of the claimed design.  
The dash-dot-dash lines on either side of the spoke segment  
are for the purpose of illustrating the boundary of the  
claimed design and form no part thereof.

**1 Claim, 2 Drawing Sheets**

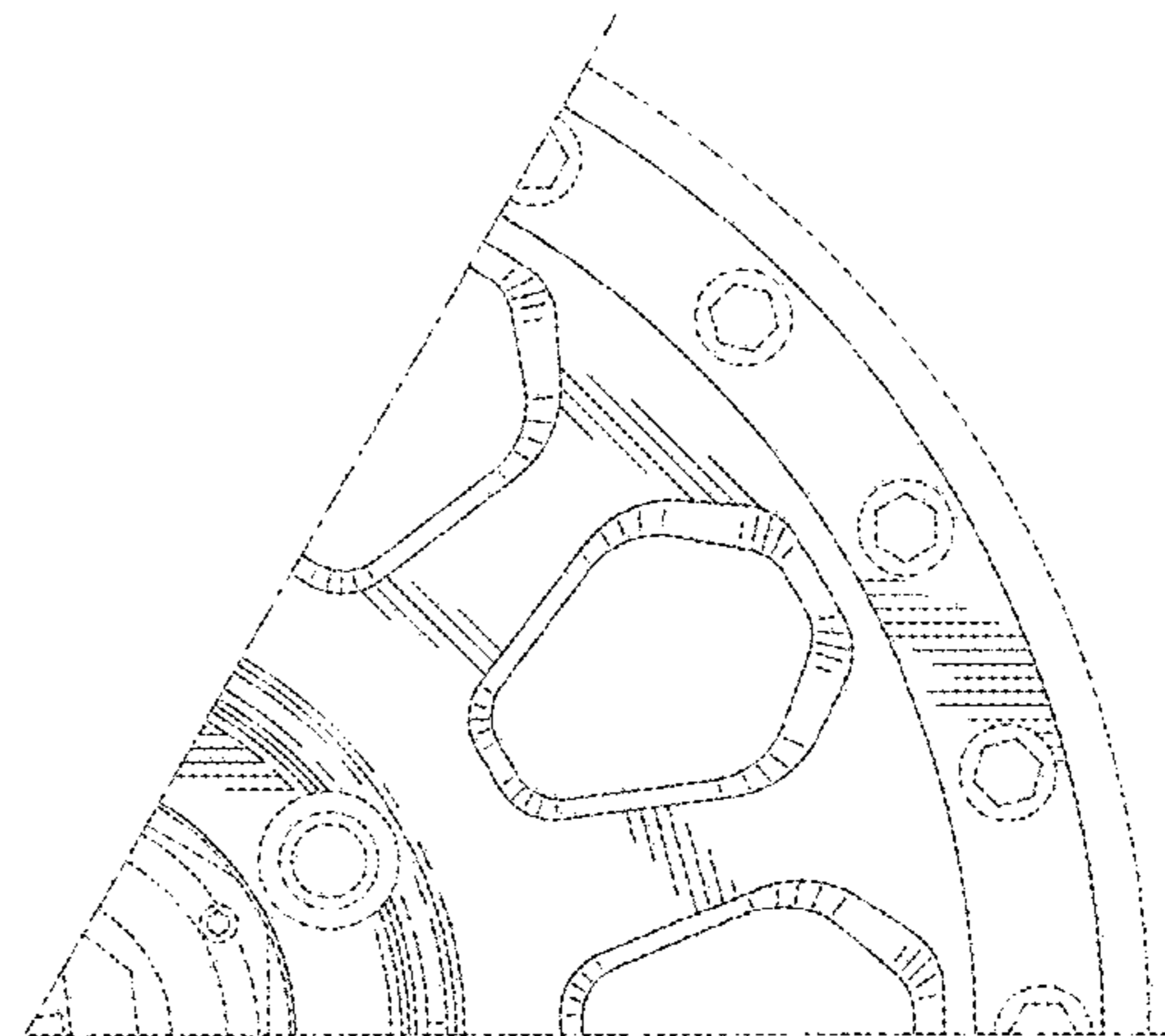
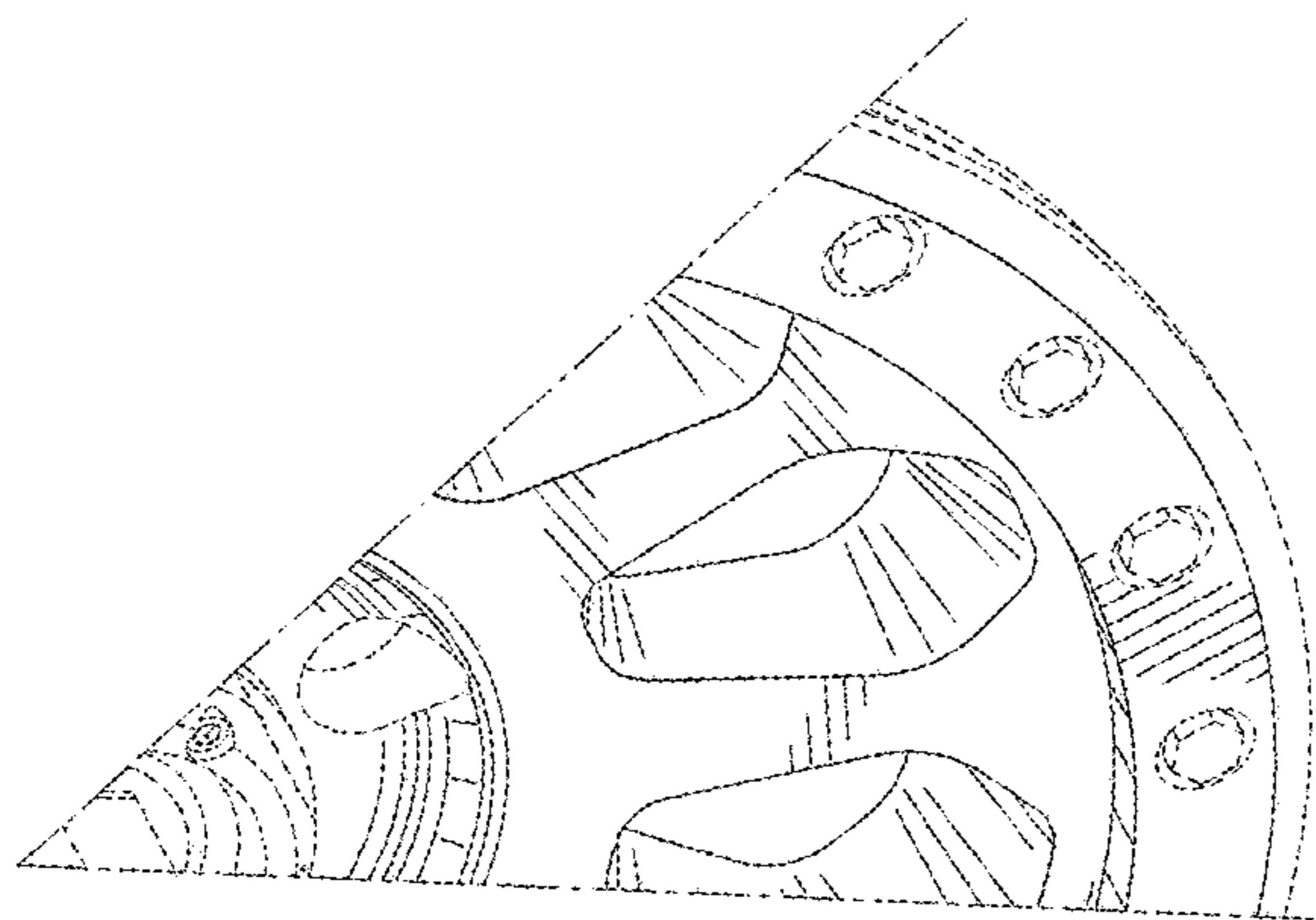


FIG.1

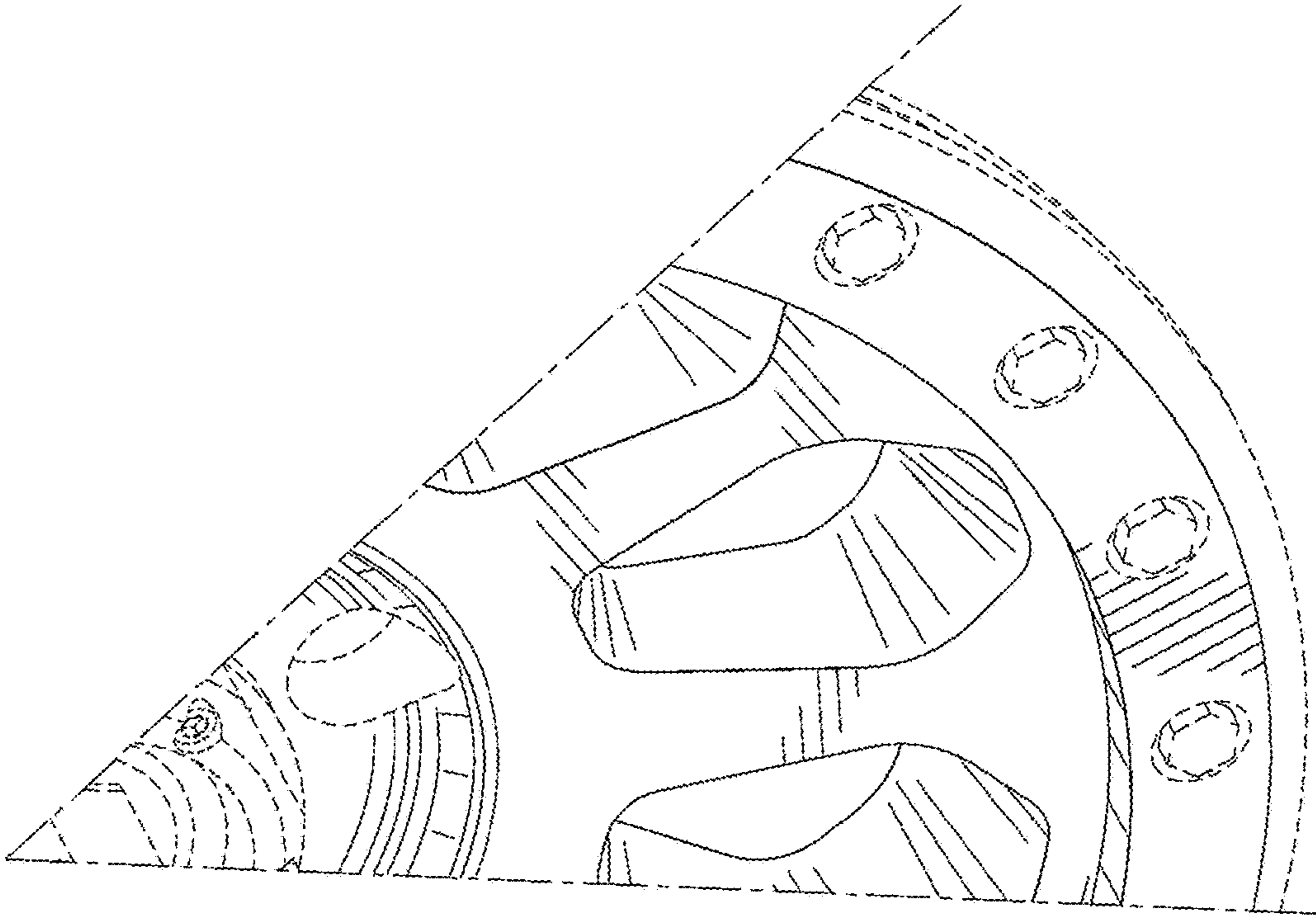


FIG.2

