



US00D786161S

(12) **United States Design Patent**
Vartola et al.

(10) **Patent No.:** **US D786,161 S**

(45) **Date of Patent:** **** May 9, 2017**

(54) **VEHICLE WHEEL**

(71) Applicant: **Tesla Motors, Inc.**, Palo Alto, CA (US)

(72) Inventors: **Joonas Vartola**, Santa Monica, CA (US); **Franz Von Holzhausen**, Malibu, CA (US); **David T Imai**, Los Angeles, CA (US)

(73) Assignee: **Tesla, Inc.**, Palo Alto, CA (US)

(**) Term: **15 Years**

(21) Appl. No.: **29/532,514**

(22) Filed: **Jul. 7, 2015**

(51) **LOC (10) Cl.** **12-16**

(52) **U.S. Cl.**
USPC **D12/211**

(58) **Field of Classification Search**
USPC D12/204–213
CPC B60B 7/00; B60B 7/02; B60B 7/04; B60B 7/01; B60B 7/06; B60B 3/02; B60B 3/04; B60B 3/06; B60B 3/10; B60B 1/00; B60B 1/08; B60B 1/10; B60B 1/12
See application file for complete search history.

(56) **References Cited**

U.S. PATENT DOCUMENTS

D463,769 S * 10/2002 Chung D12/211
D470,448 S * 2/2003 Kataoka D12/211

D503,919 S * 4/2005 Cahyono D12/211
D521,920 S * 5/2006 Phillips D12/209
D527,335 S * 8/2006 Kim D12/211
D535,238 S * 1/2007 Kim D12/209
D537,767 S * 3/2007 Pfeiffer D12/211
D540,237 S * 4/2007 Kim D12/209
D548,165 S * 8/2007 Young D12/211
D608,711 S * 1/2010 Juergens D12/209
D623,108 S * 9/2010 Spoerle D12/209
D656,447 S * 3/2012 Johnson D12/211
D660,219 S 5/2012 Lee et al.
D660,767 S 5/2012 von Holzhausen et al.
D669,008 S 10/2012 von Holzhausen et al.
D675,554 S * 2/2013 Nissl D12/211
D688,188 S * 8/2013 Baum D12/211
D736,135 S * 8/2015 Grake D12/211
D753,573 S * 4/2016 Watkin D12/211
D755,105 S * 5/2016 Garbas D12/211

* cited by examiner

Primary Examiner — Stacia Cadmus

(74) *Attorney, Agent, or Firm* — Garlick & Markison; Bruce E. Garlick

(57) **CLAIM**

The ornamental design for a vehicle wheel, substantially as shown and described.

DESCRIPTION

FIG. 1 shows a front view of a vehicle wheel. FIG. 2 shows a perspective view thereof; and, FIG. 3 is a side view thereof.

1 Claim, 3 Drawing Sheets







FIG. 1



FIG. 2




FIG. 3