



US00D786151S

(12) **United States Design Patent** (10) **Patent No.:** **US D786,151 S**
Sakai et al. (45) **Date of Patent:** **** May 9, 2017**

(54) **FRONT BUMPER FOR AUTOMOBILE**
(71) Applicant: **Nissan Motor Co., Ltd.**, Yokohama, Kanagawa (JP)
(72) Inventors: **Junichi Sakai**, Kanagawa (JP); **Masaki Aikawa**, Kanagawa (JP)
(73) Assignee: **Nissan Motor Co., Ltd.**, Yokohama (JP)
(**) Term: **15 Years**
(21) Appl. No.: **29/555,985**
(22) Filed: **Feb. 26, 2016**
(30) **Foreign Application Priority Data**
Aug. 28, 2015 (JP) 2015-019036
(51) **LOC (10) Cl.** **12-16**
(52) **U.S. Cl.**
USPC **D12/169**
(58) **Field of Classification Search**
USPC D12/169, 216, 90-92, 86, 171, 196, 163;
293/102, 113, 115, 117, 120; 296/180.1,
296/180.2
CPC B60R 19/02; B60R 19/04; B62D 25/08
See application file for complete search history.

(56) **References Cited**
U.S. PATENT DOCUMENTS
D588,959 S * 3/2009 Bischoff D12/92
D606,912 S * 12/2009 Sahs D12/169
D614,534 S * 4/2010 Weaver D12/90
D626,041 S * 10/2010 Yamazaki D12/169
D631,406 S 1/2011 Kuze
D634,680 S 3/2011 Iida
D634,681 S 3/2011 Hirabayashi
D678,138 S 3/2013 Aikawa et al.

D684,904 S 6/2013 Tase et al.
D698,710 S 2/2014 Endo et al.
D708,997 S 7/2014 Koizumi et al.
D748,542 S 2/2016 Horiuchi et al.
D773,356 S * 12/2016 Cartabiano D12/169

FOREIGN PATENT DOCUMENTS

JP D1479632 S 9/2013
JP D1484950 S 11/2013
JP D1458401 S 12/2013
JP D1499096 S 6/2014
JP D1499097 S 6/2014
JP D1511273 S 11/2014
JP D1486359 S 12/2014

(Continued)

Primary Examiner — Melody N Brown
(74) *Attorney, Agent, or Firm* — Global IP Counselors, LLP

(57) **CLAIM**

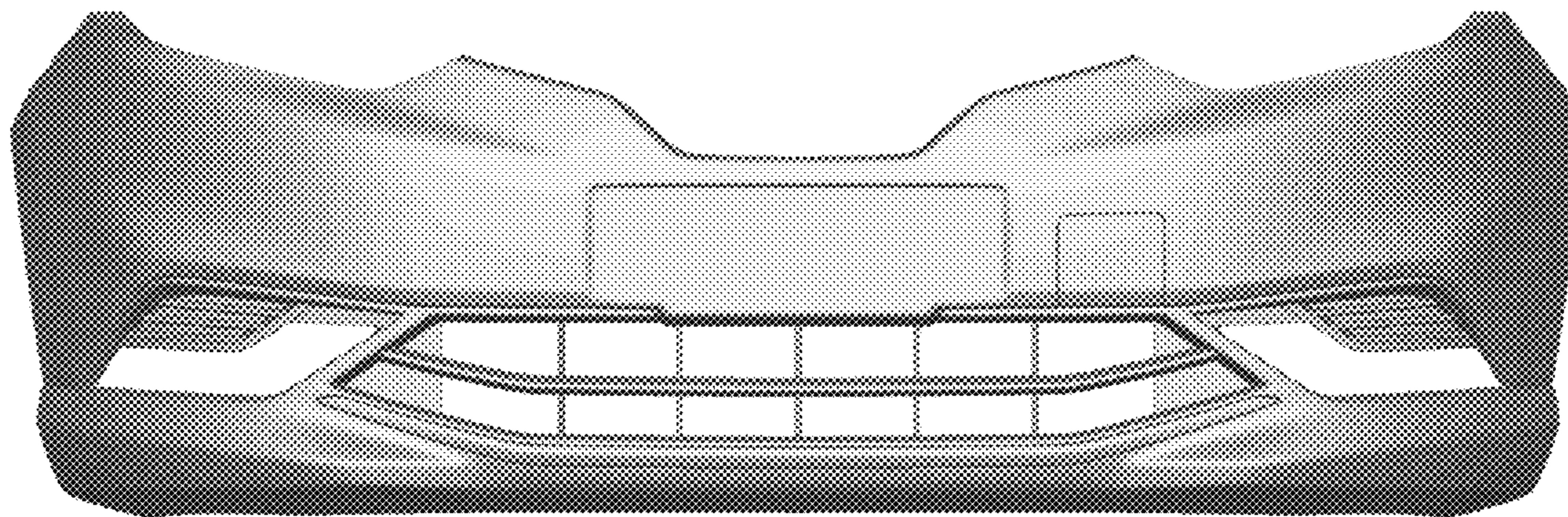
The ornamental design for a front bumper for an automobile, as shown and described.

DESCRIPTION

FIG. 1 is a front elevational view of a front bumper for an automobile showing our new design;
FIG. 2 is a top plan view thereof;
FIG. 3 is a bottom plan view thereof;
FIG. 4 is a right side elevational view thereof;
FIG. 5 is a left side perspective view thereof;
FIG. 6 is a top, front and right side perspective view thereof; and,
FIG. 7 is a bottom, front and left side perspective view thereof.

The rear view of the front bumper forms no part of the claimed design. The inside surfaces of the front bumper visible in FIGS. 2, 6 and 7 form no part of the claimed design since the inside surfaces are hidden when the front bumper is mounted to the automobile.

1 Claim, 7 Drawing Sheets



(56)

References Cited

FOREIGN PATENT DOCUMENTS

JP	D1489459 S	2/2015
JP	D1519224 S	3/2015
JP	D1519897 S	3/2015
JP	D1496453 S	4/2015
JP	D1501248 S	6/2015
JP	D1513252 S	8/2015
JP	D1530844 S	8/2015
JP	D1538021 S	11/2015
JP	D1517392 S	2/2016
JP	D1545350 S	3/2016
JP	D1548747 S	5/2016
JP	D1549967 S	5/2016

* cited by examiner

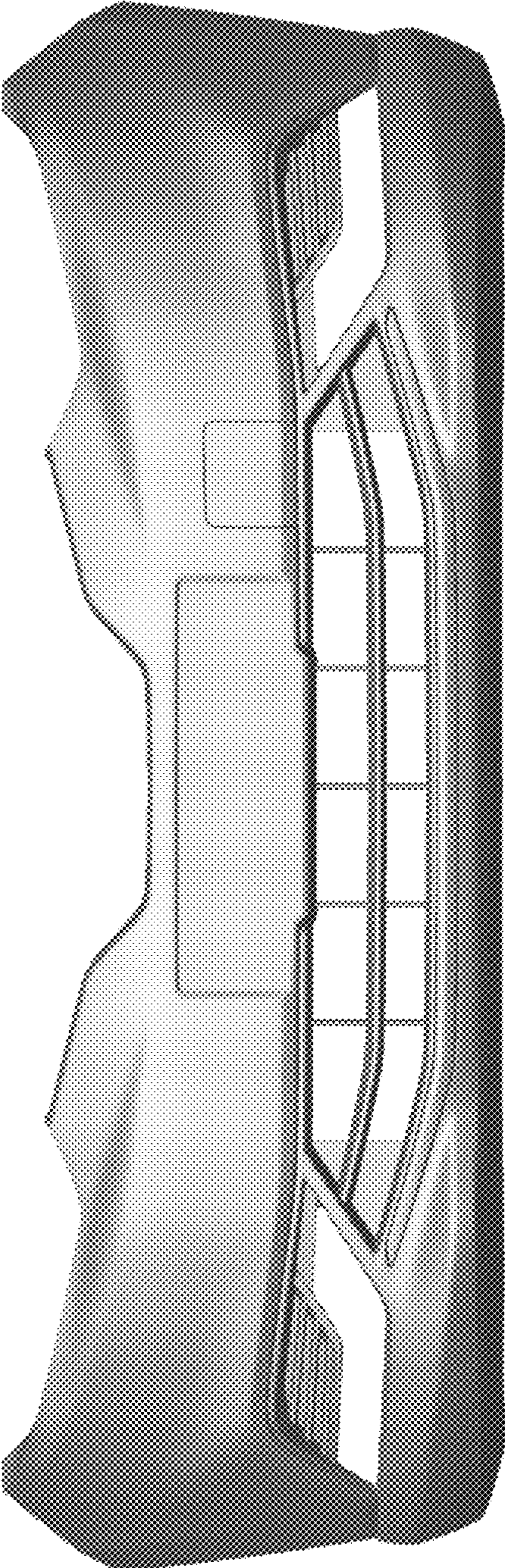


FIG. 1




FIG. 2




FIG. 3

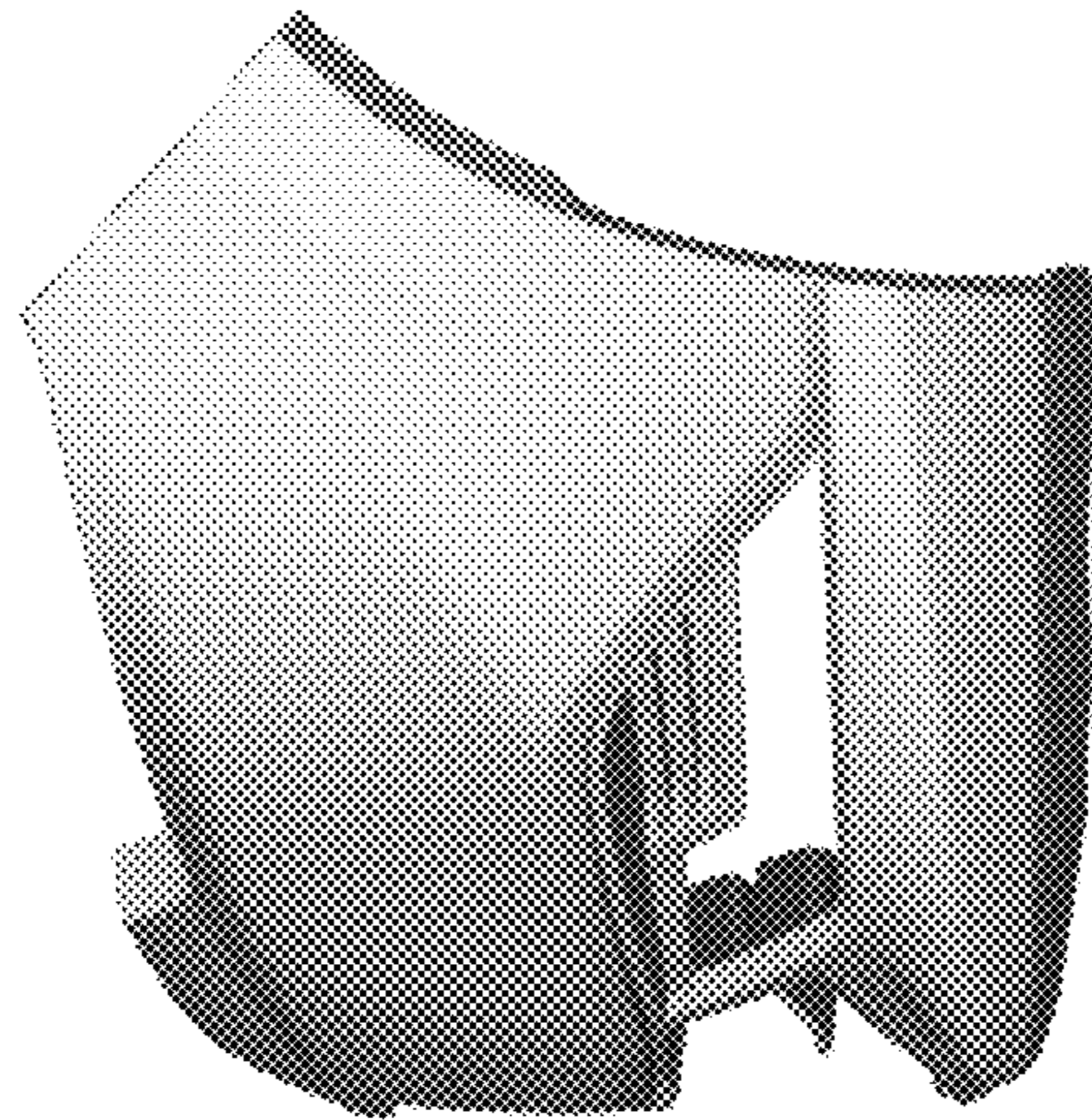


FIG. 4

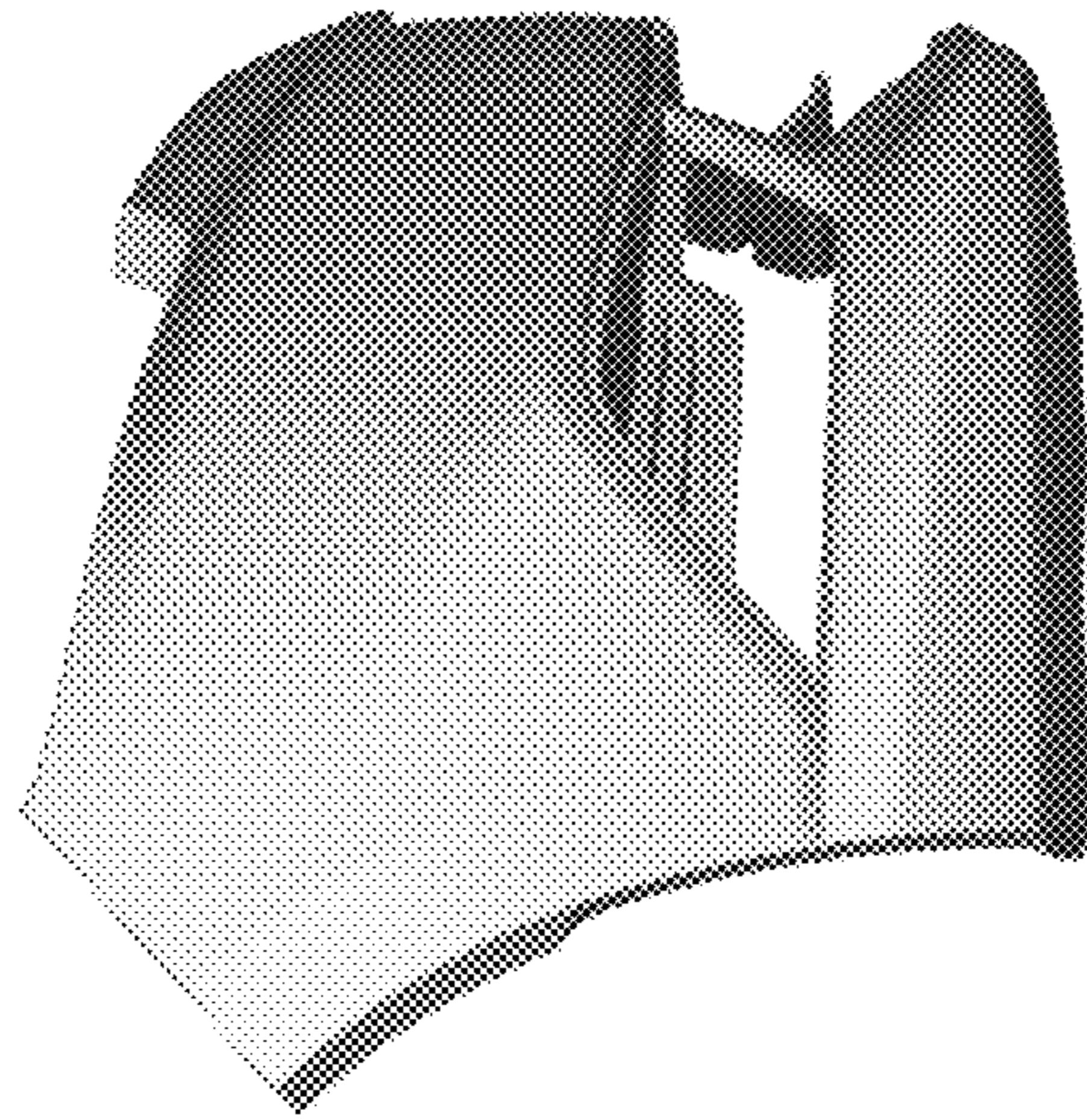


FIG. 5

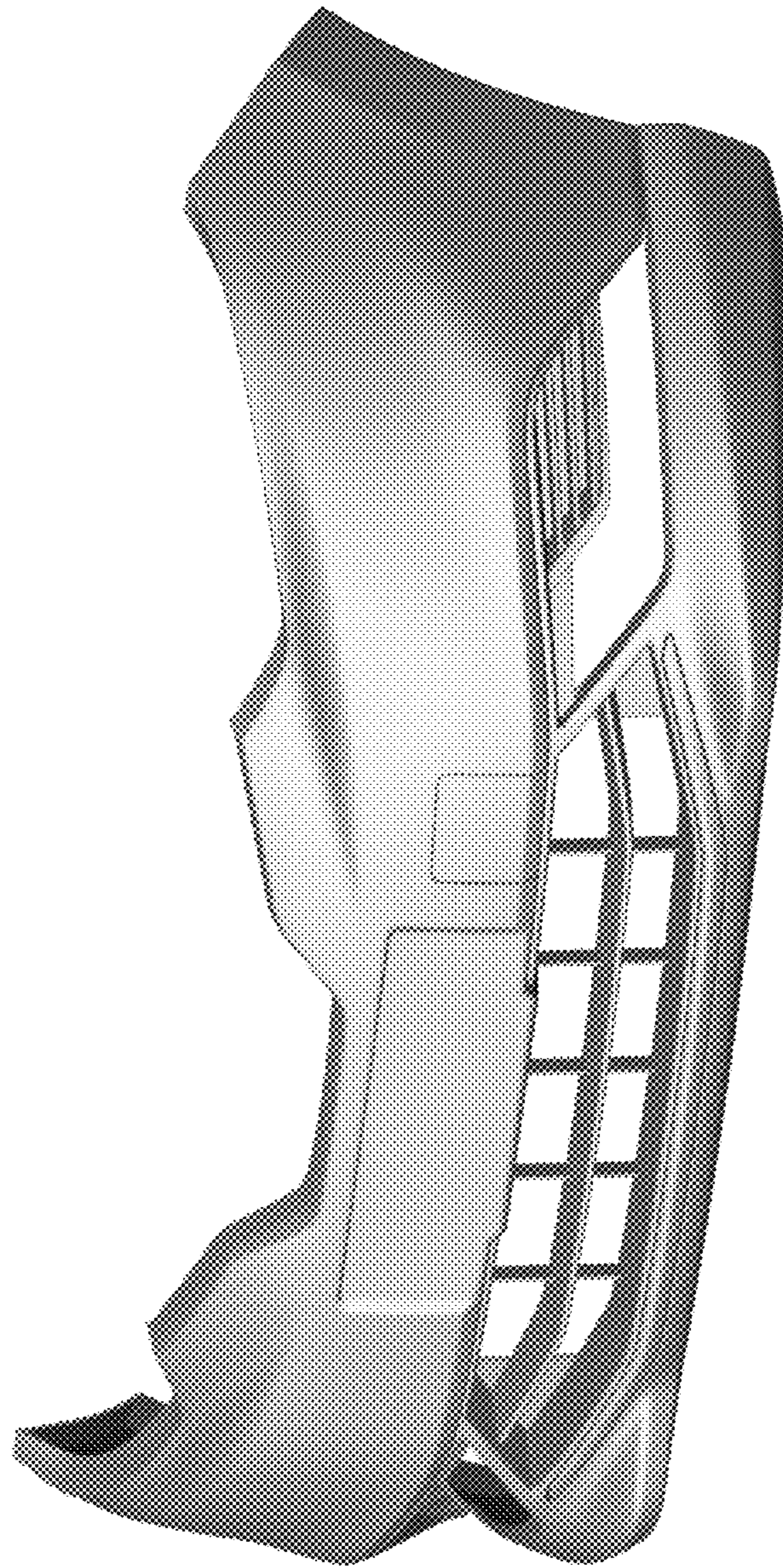


FIG. 6

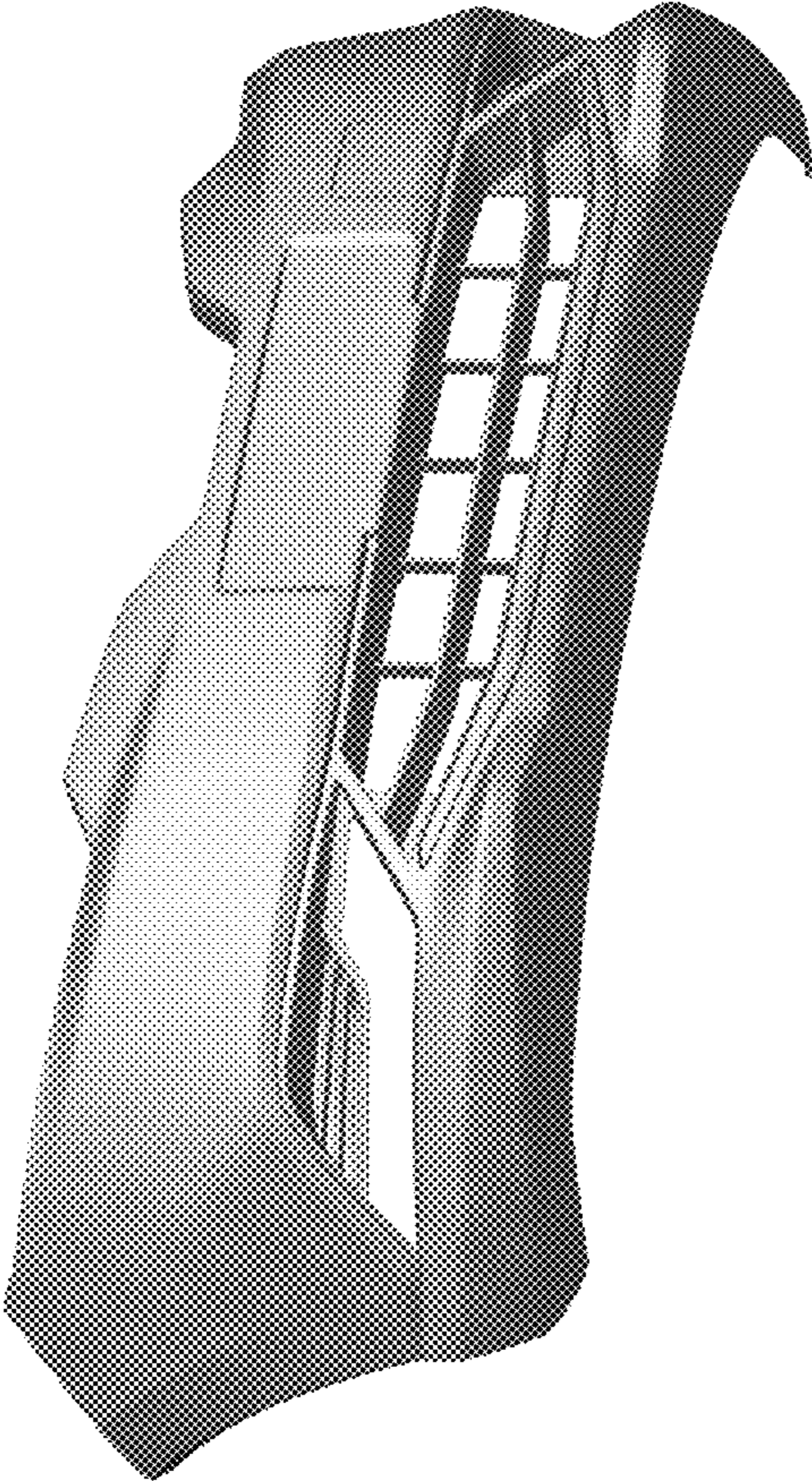


FIG. 7