



US00D786137S

(12) **United States Design Patent** (10) **Patent No.:** **US D786,137 S**
Miwa et al. (45) **Date of Patent:** **** May 9, 2017**

(54) **MOTORCYCLE OR MOTORCYCLE REPLICA**

(71) Applicant: **HONDA MOTOR CO., LTD.**, Tokyo (JP)

(72) Inventors: **Koji Miwa**, Wako (JP); **Osami Inomata**, Wako (JP); **Yumio Shibata**, Wako (JP)

(73) Assignee: **HONDA MOTOR CO., LTD.**, Tokyo (JP)

(**) Term: **15 Years**

(21) Appl. No.: **29/539,277**

(22) Filed: **Sep. 11, 2015**

(30) **Foreign Application Priority Data**

Mar. 12, 2015 (JP) 2015-005440

(51) **LOC (10) Cl.** **12-11**

(52) **U.S. Cl.**
USPC **D12/110**

(58) **Field of Classification Search**
USPC D12/110, 111, 117; D21/432, 538;
180/219, 220, 225, 229

CPC B62K 11/00; B62K 11/02; B62K 11/04;
B62K 11/10; B62K 17/00; B62K 19/00;
B62K 2202/00

See application file for complete search history.

(56) **References Cited**

U.S. PATENT DOCUMENTS

D270,047 S * 8/1983 Kataoka D12/110
D384,600 S * 10/1997 Miwa D12/110
D384,601 S * 10/1997 Hiruma D12/110
D387,017 S * 12/1997 Wakita D12/110
D394,027 S 5/1998 Ban et al.
D395,621 S 6/1998 Nishino

D482,639 S * 11/2003 Yamamoto D12/110
D510,892 S * 10/2005 Hashimoto D12/110
D523,783 S * 6/2006 Sugimoto D12/110
D524,191 S * 7/2006 Sugimoto D12/110
D524,192 S 7/2006 Sugimoto
D526,249 S * 8/2006 Tanaka D12/110
D549,136 S * 8/2007 Yu D12/110
D549,618 S * 8/2007 Miyata D12/110
D550,591 S 9/2007 Mugikura
D564,418 S * 3/2008 Miyata D12/110

(Continued)

FOREIGN PATENT DOCUMENTS

AU 310356 S 4/2006
AU 319935 S 11/2008

(Continued)

Primary Examiner — Darlington Ly

(74) *Attorney, Agent, or Firm* — Birch, Stewart, Kolasch & Birch, LLP

(57) **CLAIM**


The ornamental design for a motorcycle or motorcycle replica, as shown and described.

DESCRIPTION

FIG. 1 is a front view of the motorcycle or motorcycle replica showing our new design;
FIG. 2 is a rear view thereof;
FIG. 3 is a top plan view thereof;
FIG. 4 is a right side view thereof;
FIG. 5 is a left side view thereof;
FIG. 6 is a front and left side perspective view thereof;
FIG. 7 is a rear and right side perspective view thereof;
FIG. 8 is a front and right side perspective view thereof; and,
FIG. 9 is a rear and left side perspective view thereof.

The broken lines in the drawings illustrate portions of the motorcycle or motorcycle replica that form no part of the claimed design.

1 Claim, 5 Drawing Sheets



(56)

References Cited

U.S. PATENT DOCUMENTS

| | | | | | |
|----------|---|---|---------|-----------------|---------|
| D565,473 | S | * | 4/2008 | Hohdorf | D12/110 |
| D567,148 | S | | 4/2008 | Inose et al. | |
| D588,960 | S | | 3/2009 | Buckan et al. | |
| D590,302 | S | * | 4/2009 | Tanaka | D12/110 |
| D594,784 | S | * | 6/2009 | Ichihara | D12/110 |
| D597,892 | S | | 8/2009 | Andoh | |
| D598,330 | S | * | 8/2009 | Miyanishi | D12/110 |
| D605,088 | S | | 12/2009 | Tanaka et al. | |
| D609,609 | S | * | 2/2010 | Hayashi | D12/110 |
| D609,610 | S | * | 2/2010 | Inose | D12/110 |
| D621,301 | S | * | 8/2010 | Hayashi | D12/110 |
| D632,226 | S | * | 2/2011 | Miyata | D12/110 |
| D635,060 | S | | 3/2011 | Ota | |
| D638,756 | S | | 5/2011 | Kouchi et al. | |
| D640,173 | S | * | 6/2011 | Oyanagi | D12/110 |
| D649,914 | S | | 12/2011 | Marasco et al. | |
| D652,769 | S | | 1/2012 | Kudo et al. | |
| D662,858 | S | * | 7/2012 | Yamazaki | D12/110 |
| D665,706 | S | * | 8/2012 | Oyanagi | D12/110 |
| D677,601 | S | | 3/2013 | Yanagita et al. | |
| D685,682 | S | * | 7/2013 | Matsumura | D12/110 |
| D694,155 | S | * | 11/2013 | Matsuoka | D12/110 |
| D695,648 | S | | 12/2013 | Yamazaki et al. | |
| D715,696 | S | | 10/2014 | Sasanami | |
| D718,670 | S | | 12/2014 | Kiska | |
| D746,180 | S | * | 12/2015 | Petterson | D12/110 |

FOREIGN PATENT DOCUMENTS

| | | |
|----|----------|---------|
| CA | 046960 | 6/1980 |
| CA | 132955 | 6/2010 |
| GB | 1012114 | 8/1983 |
| GB | 1010584 | 11/1983 |
| JP | D1481249 | 10/2013 |
| JP | D1493203 | 3/2014 |

* cited by examiner

FIG.1

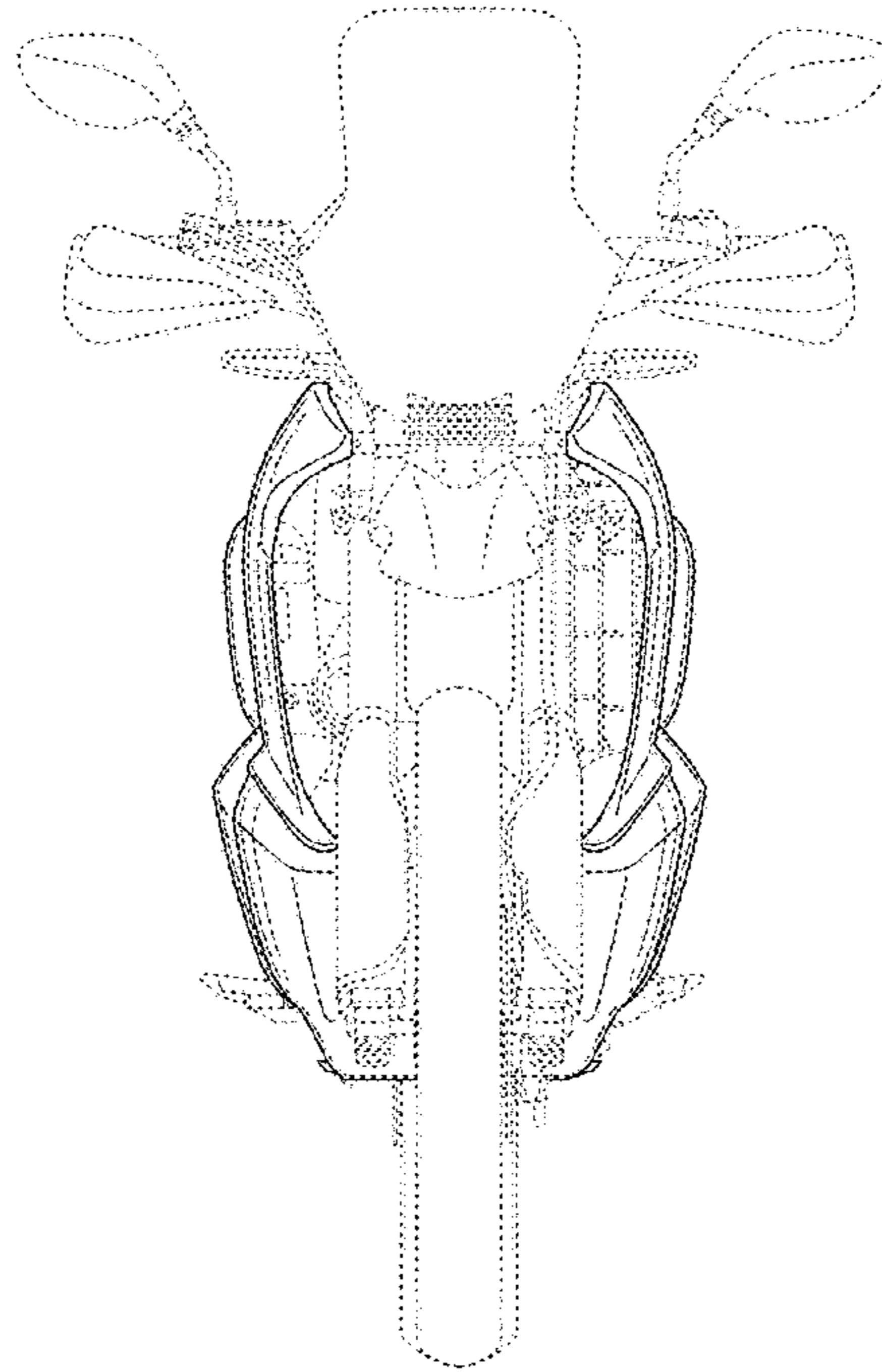


FIG.2

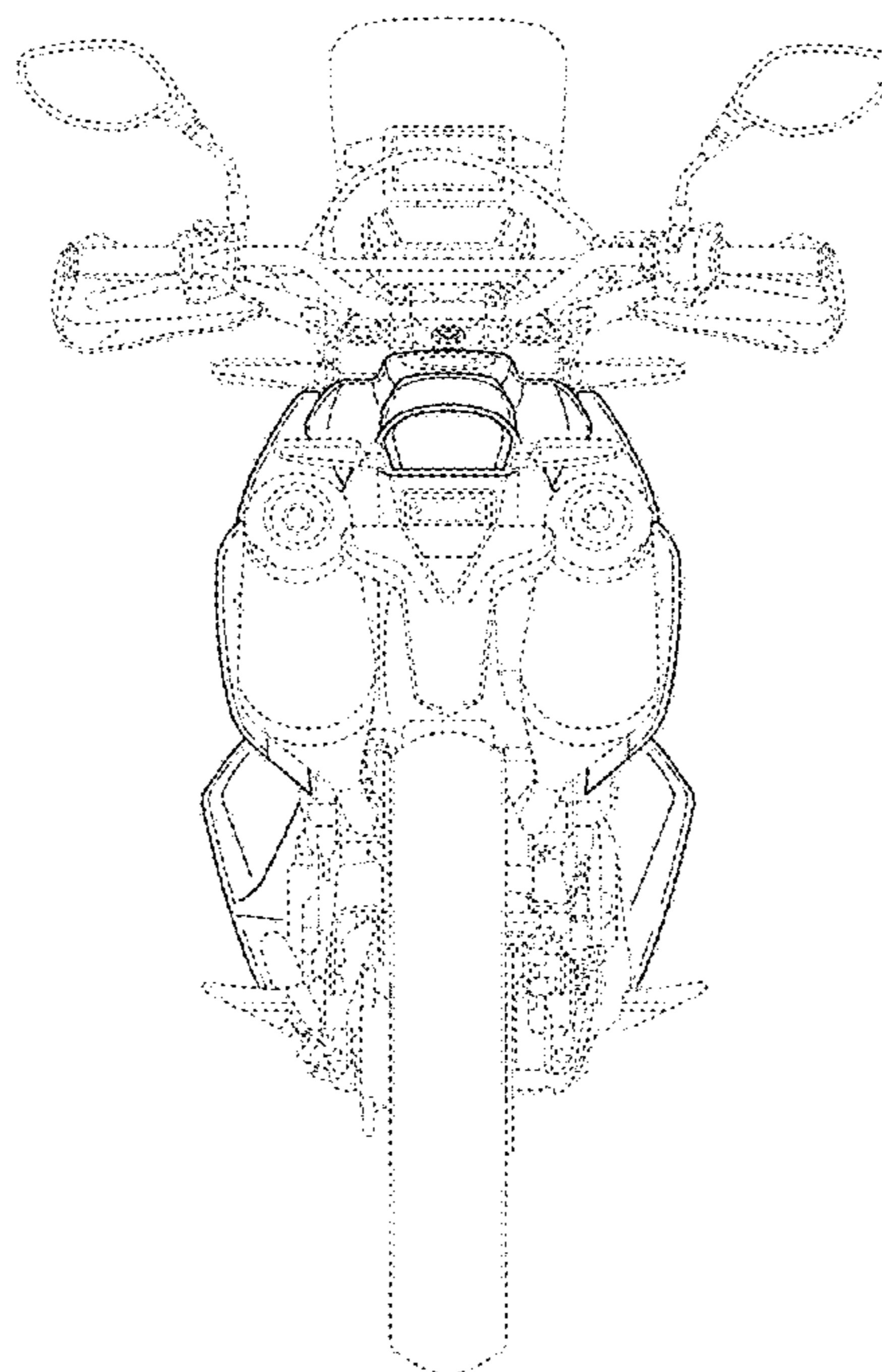


FIG.3

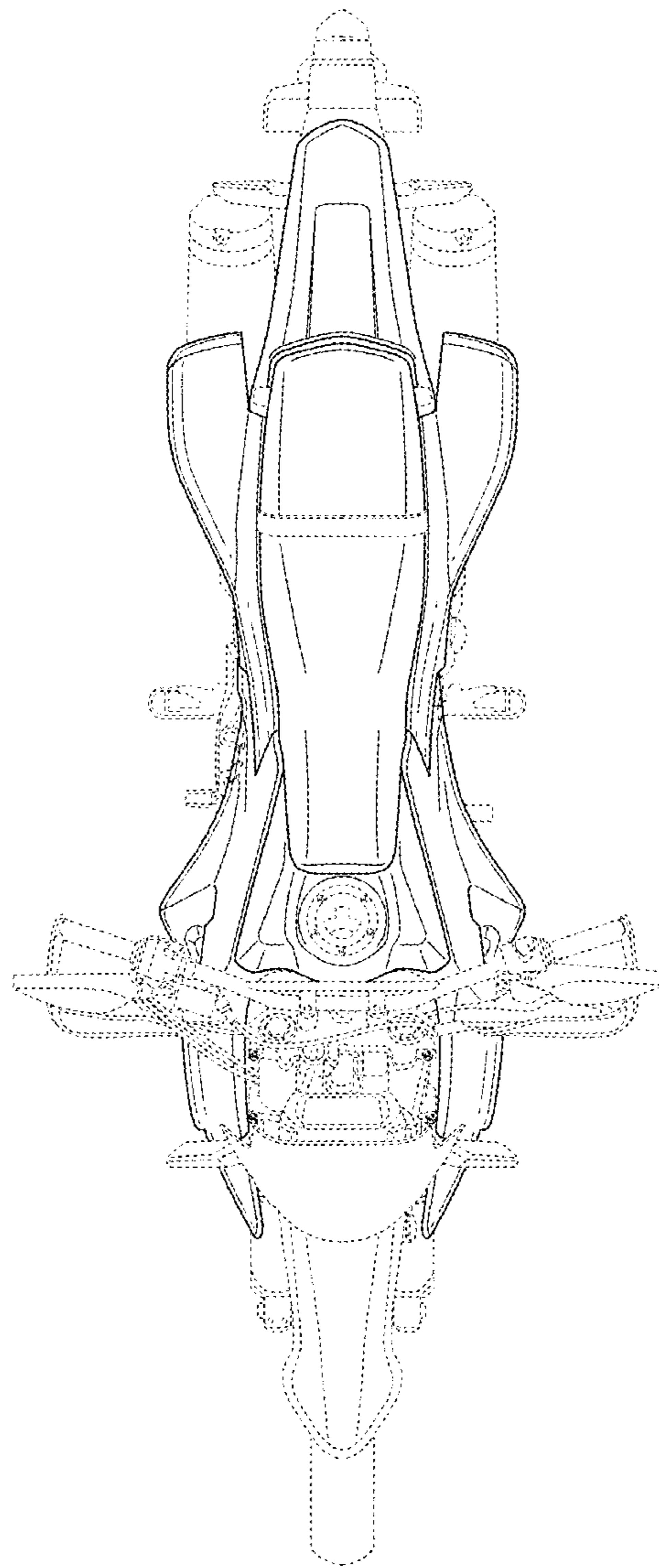


FIG.4




FIG.5




FIG.6



FIG.7




FIG.8




FIG.9

