



US00D786134S

(12) **United States Design Patent** (10) **Patent No.:** **US D786,134 S**  
**Varga** (45) **Date of Patent:** **\*\* May 9, 2017**

(54) **MOTOR VEHICLE, TOY AND/OR REPLICA**

(56) **References Cited**

(71) Applicant: **Dr. Ing. h.c.F. Porsche Aktiengesellschaft, Stuttgart (DE)**

U.S. PATENT DOCUMENTS

(72) Inventor: **Peter Varga, Pforzheim (DE)**

D702,152 S *	4/2014	Borkert	.....	D12/92
D715,196 S *	10/2014	Yamashita	.....	D12/92
D731,928 S *	6/2015	Manzoni	.....	D12/92
D763,736 S *	8/2016	Varga	.....	D12/92
D763,737 S *	8/2016	Varga	.....	D12/92

(73) Assignee: **Dr. Ing. h.c.F. Porsche Aktiengesellschaft (DE)**

\* cited by examiner

(\*\*) Term: **15 Years**

*Primary Examiner* — Melody N Brown  
(74) *Attorney, Agent, or Firm* — Gerald E. Hespos; Michael J. Porco; Matthew T. Hespos

(21) Appl. No.: **29/545,725**

(57) **CLAIM**

(22) Filed: **Nov. 16, 2015**

The ornamental design of a motor vehicle, toy and/or replica, as shown and described.

(30) **Foreign Application Priority Data**

**DESCRIPTION**

May 19, 2015 (DE) ..... 40 2015 100 457

(51) **LOC (10) Cl.** ..... **12-08**

(52) **U.S. Cl.**  
USPC ..... **D12/92**


(58) **Field of Classification Search**  
USPC ..... D12/86, 90-92; D21/421, 433, 434;  
296/181.1, 181.5

CPC ..... B62D 35/00; B62D 25/00; B62D 25/06;  
B62D 33/00

See application file for complete search history.

FIG. 1 is a front and side perspective of a motor vehicle, toy and/or replica in accordance with my design;  
FIG. 2 is a front elevational view thereof;  
FIG. 3 is a rear elevational view thereof;  
FIG. 4 is a top plan view thereof;  
FIG. 5 is a bottom plan view thereof;  
FIG. 6 is a side elevational view taken from the right side in FIG. 1; and,  
FIG. 7 is a side elevational view taken from the left side in FIG. 1.

**1 Claim, 7 Drawing Sheets**



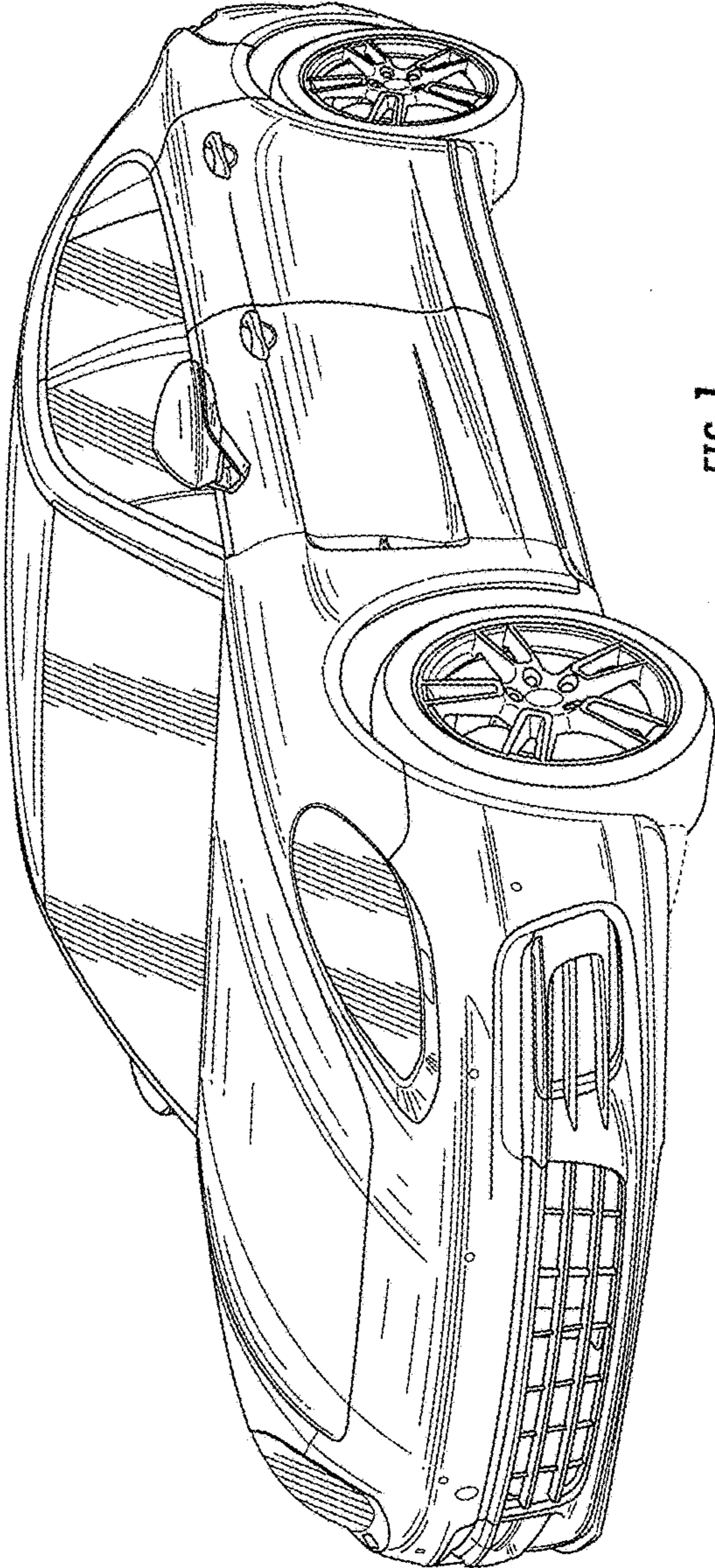


FIG. 1




FIG. 2




FIG. 3

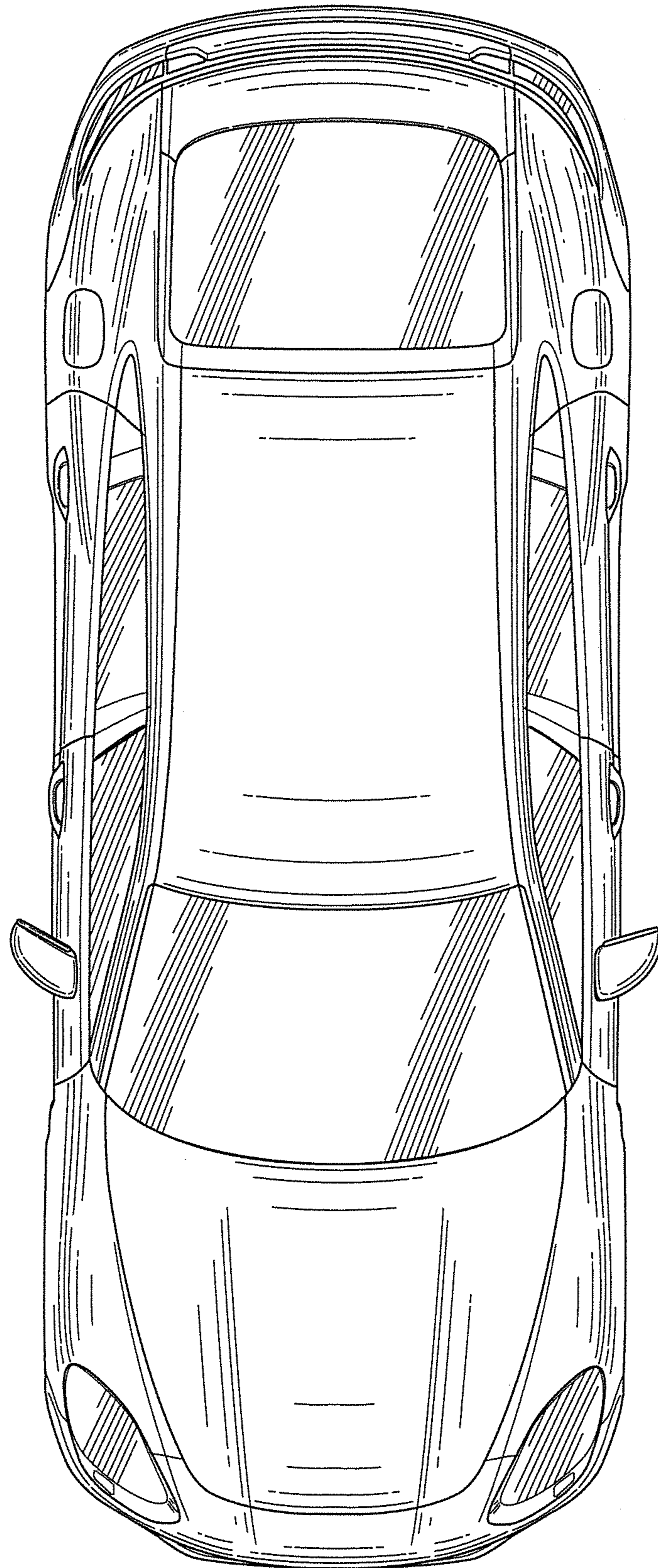


FIG. 4

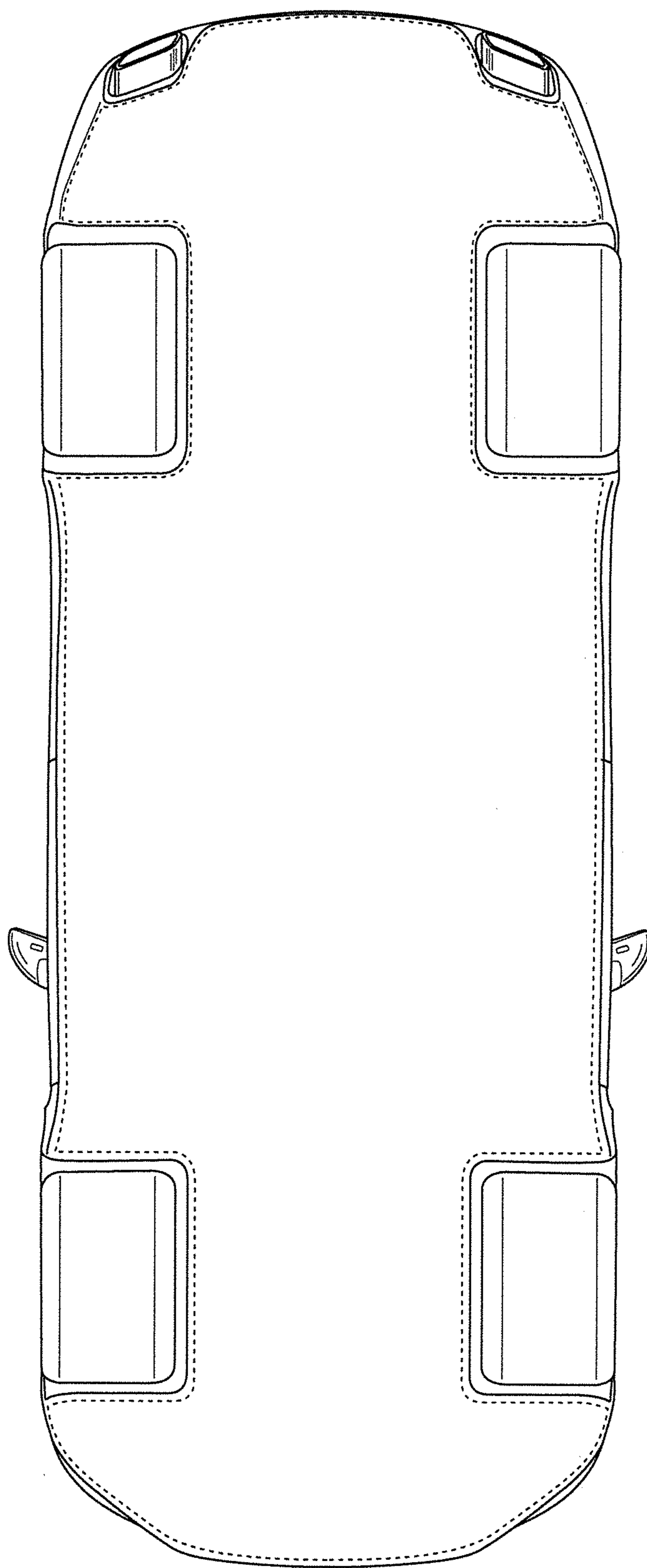


FIG. 5

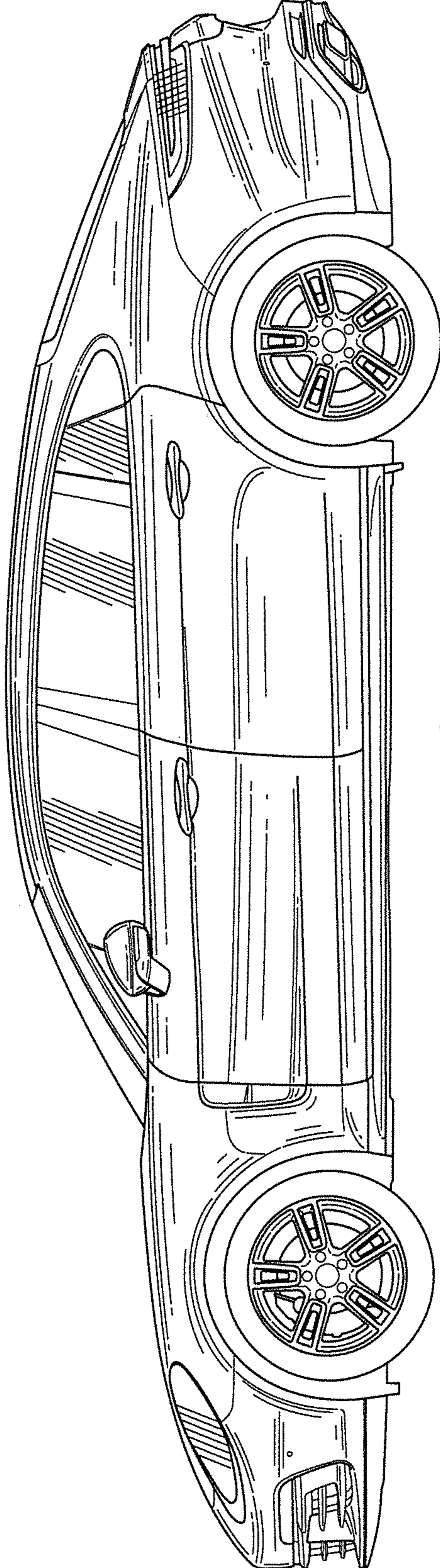


FIG. 6

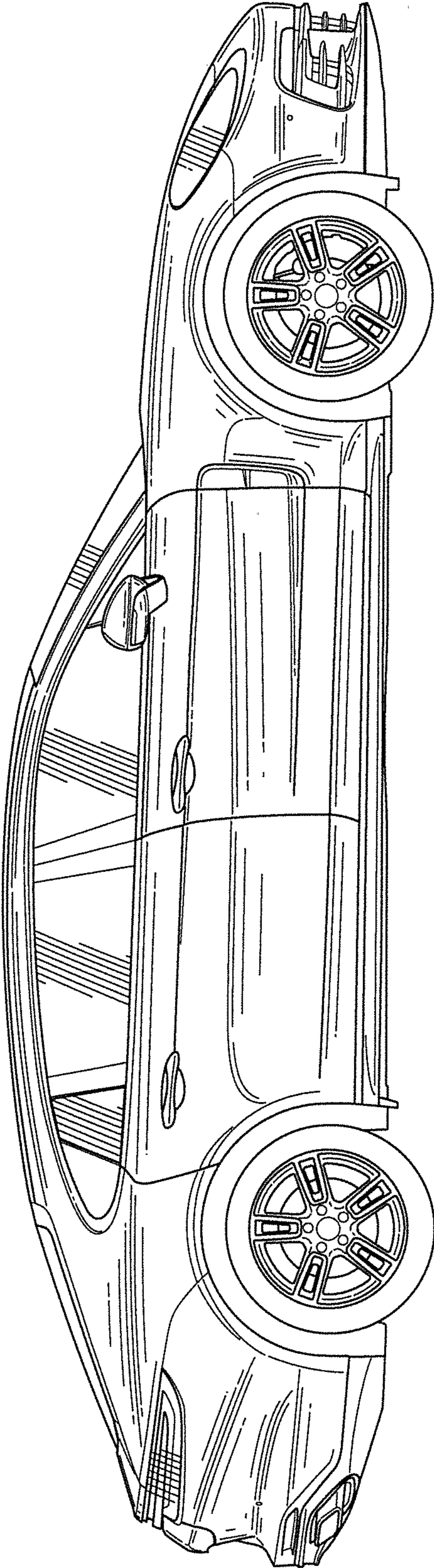


FIG. 7