



US00D786121S

(12) **United States Design Patent** (10) **Patent No.:** **US D786,121 S**
Duval (45) **Date of Patent:** **** May 9, 2017**

(54) **JEWELRY ITEM**

(71) Applicant: **Tiffany and Company**, New York, NY (US)

(72) Inventor: **Jessy Duval**, New York, NY (US)

(73) Assignee: **Tiffany and Company**, New York, NY (US)

(**) Term: **15 Years**

(21) Appl. No.: **29/578,017**

(22) Filed: **Sep. 16, 2016**

Related U.S. Application Data

(62) Division of application No. 29/502,739, filed on Sep. 18, 2014.

(51) **LOC (10) Cl.** **11-01**

(52) **U.S. Cl.**
USPC **D11/40**

(58) **Field of Classification Search**
USPC ... D11/1, 2, 7, 8, 40-45, 47, 48, 61, 66, 69,
D11/70, 74, 75, 77, 78, 79-86, 93, 97,
D11/98, 99, 116

CPC A44C 1/00; A44C 5/00; A44C 5/0007;
A44C 5/0015; A44C 5/0023; A44C
5/003; A44C 5/0038; A44C 5/0046; A44C
5/0053; A44C 5/0061; A44C 5/0069;
A44C 5/0076; A44C 5/0084; A44C
5/0092; A44C 7/00; A44C 7/002; A44C
7/003; A44C 7/004; A44C 7/005; A44C
7/006; A44C 7/07; A44C 7/008; A44C
7/009; A44C 17/02; A44C 17/0208; A44C
17/0216; A44C 25/00; A44C 25/001;
A44C 25/007; A44C 25/008

See application file for complete search history.

(56) **References Cited**

U.S. PATENT DOCUMENTS

D139,740 S *	12/1944	Adler	D11/12
D371,314 S *	7/1996	Yurman	D11/3
D372,680 S *	8/1996	Salva	D11/4
D402,570 S *	12/1998	Wright	D10/31
D494,882 S *	8/2004	Hara	D11/26
D500,698 S *	1/2005	Sanjuro De Vedoya	D11/4
D593,431 S *	6/2009	Komenaka	D11/26
D635,880 S *	4/2011	Gaspard	D11/27
D718,172 S *	11/2014	Makover	D11/26
2008/0168799 A1 *	7/2008	Fogel	A44C 9/00 63/15

OTHER PUBLICATIONS

[Online] http://media.tiffany.com/is/image/Tiffany/EcomBrowseM/tiffany-t-wire-hoop-earrings-33430019_938470_ED.jpg?op_usm=2.00,1.00,6.00&defaultImage=NoImageAvailable&&
Retrieved Dec. 19, 2016.*

* cited by examiner

Primary Examiner — Melanie Pellegrini
(74) *Attorney, Agent, or Firm* — Fross Zelnick Lehrman & Zissu P.C.; Charles T. J. Weigell, Esq.; Lawrence E. Apolzon, Esq.

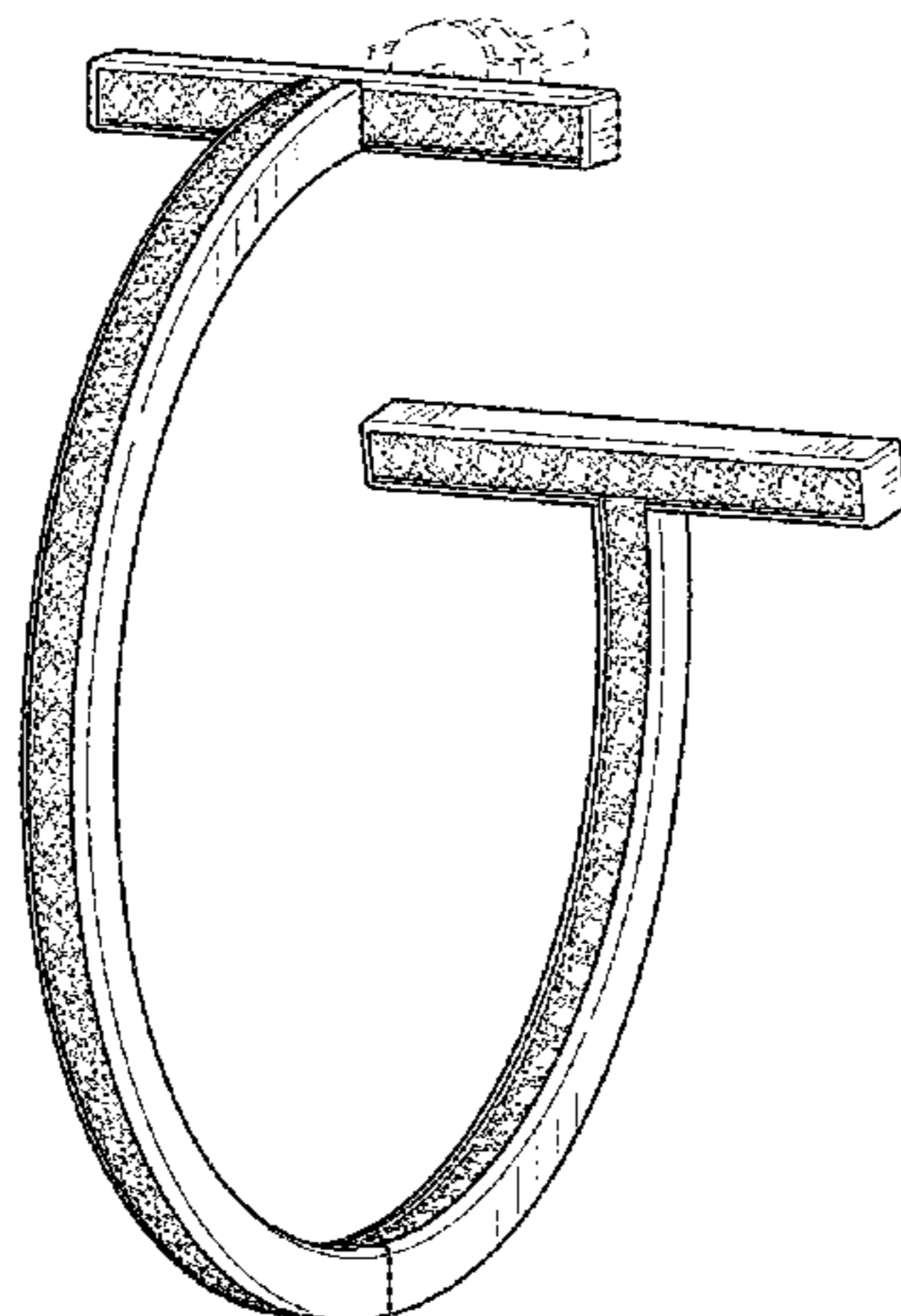
(57) **CLAIM**

The ornamental design for a jewelry item, as shown and described.

DESCRIPTION

FIG. 1 is a front perspective view of a jewelry item showing my new design;
FIG. 2 is a top view thereof;
FIG. 3 is a bottom view thereof;
FIG. 4 is a front view thereof;
FIG. 5 is a rear view thereof;
FIG. 6 is a left side view thereof; and,
FIG. 7 is a right side view thereof.
The broken line depicting the pin, gem stones, and gem settings, shows unclaimed subject matter.

1 Claim, 4 Drawing Sheets






FIG. 1

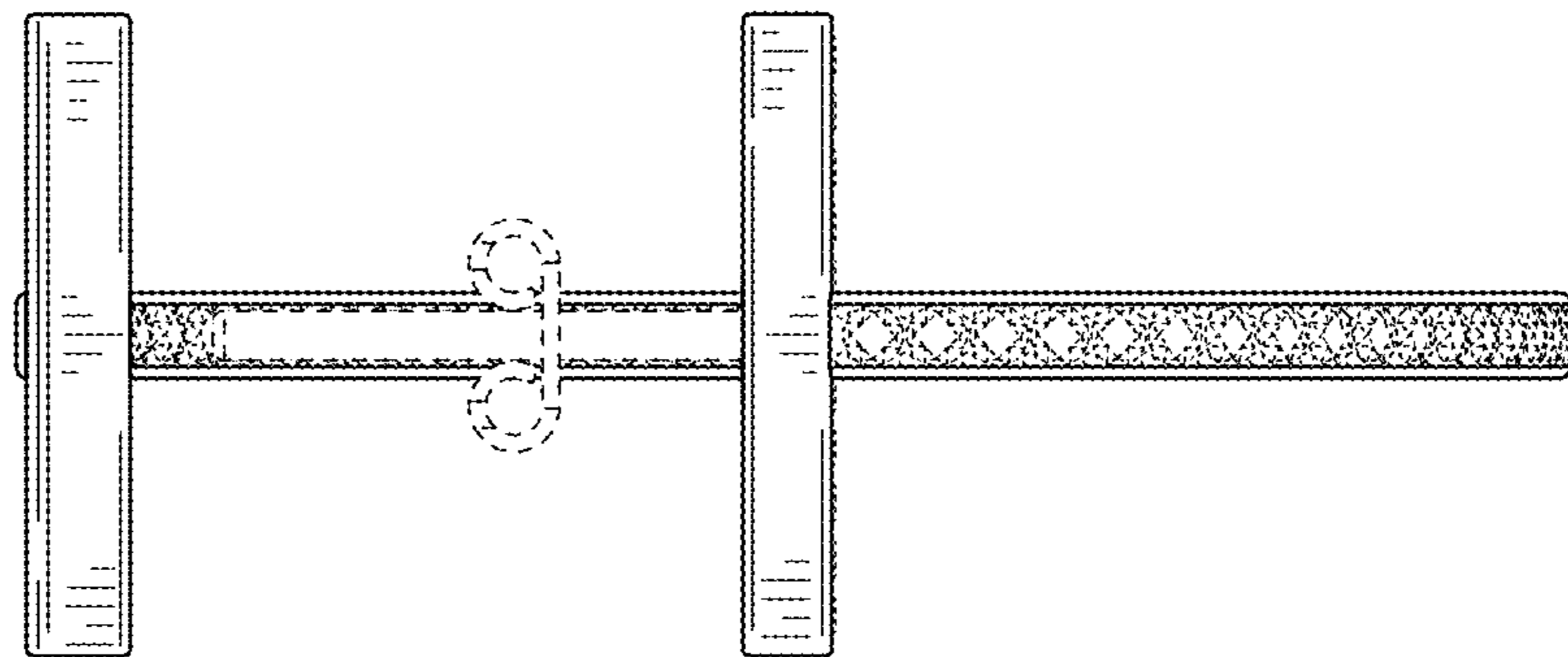


FIG. 2

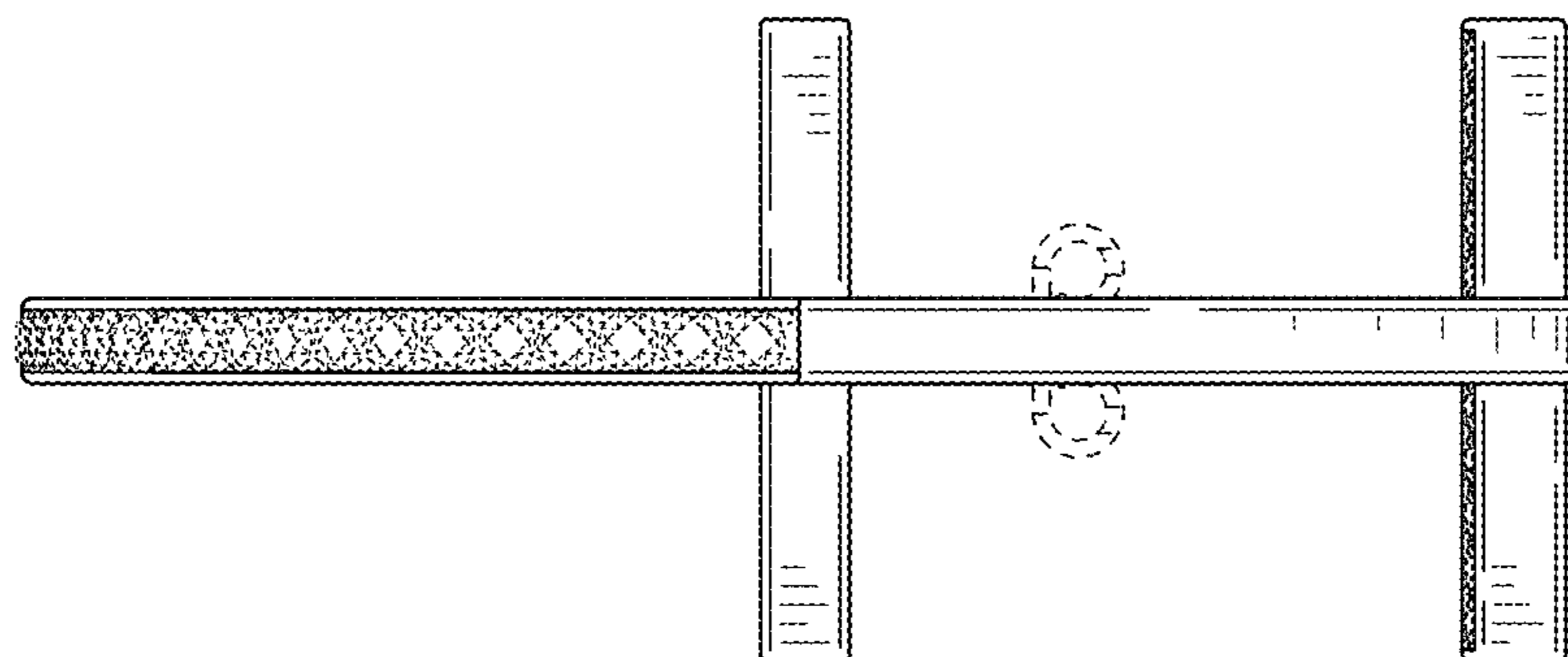


FIG. 3




FIG. 4

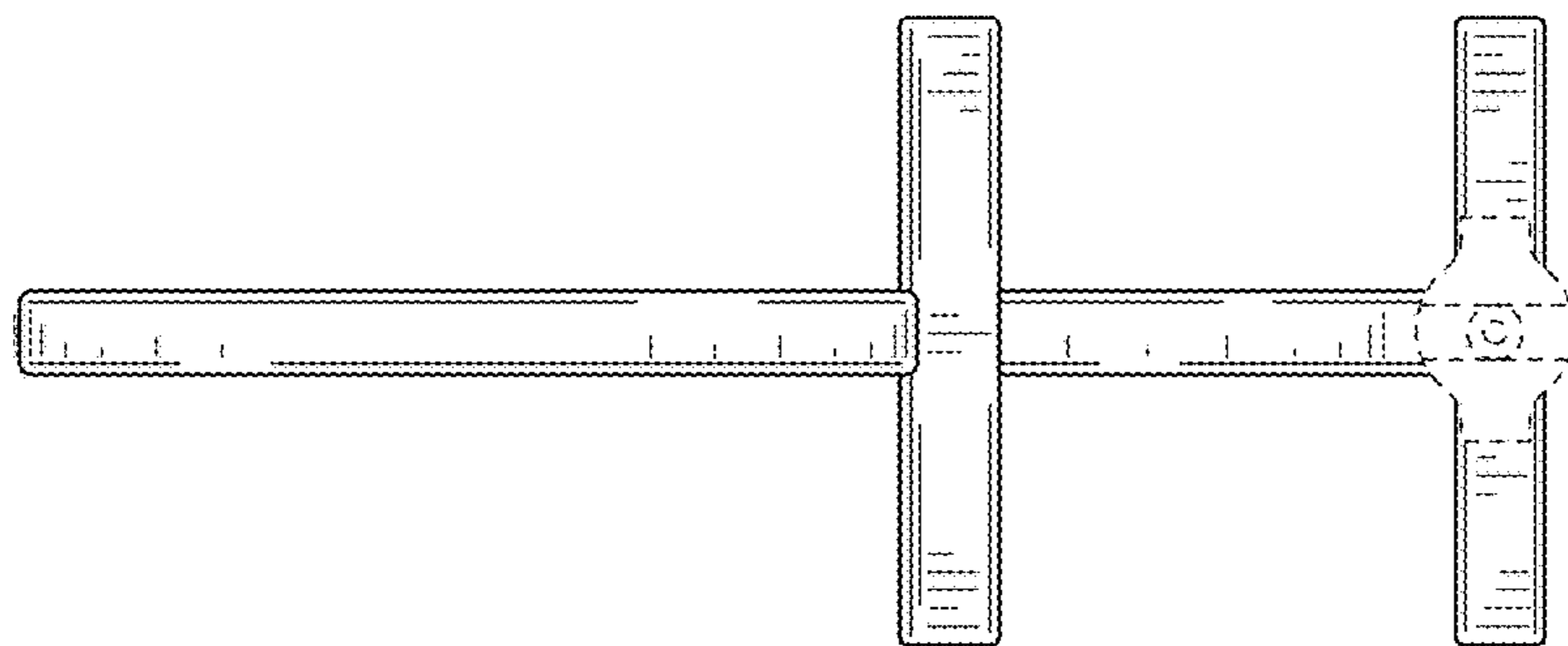


FIG. 5

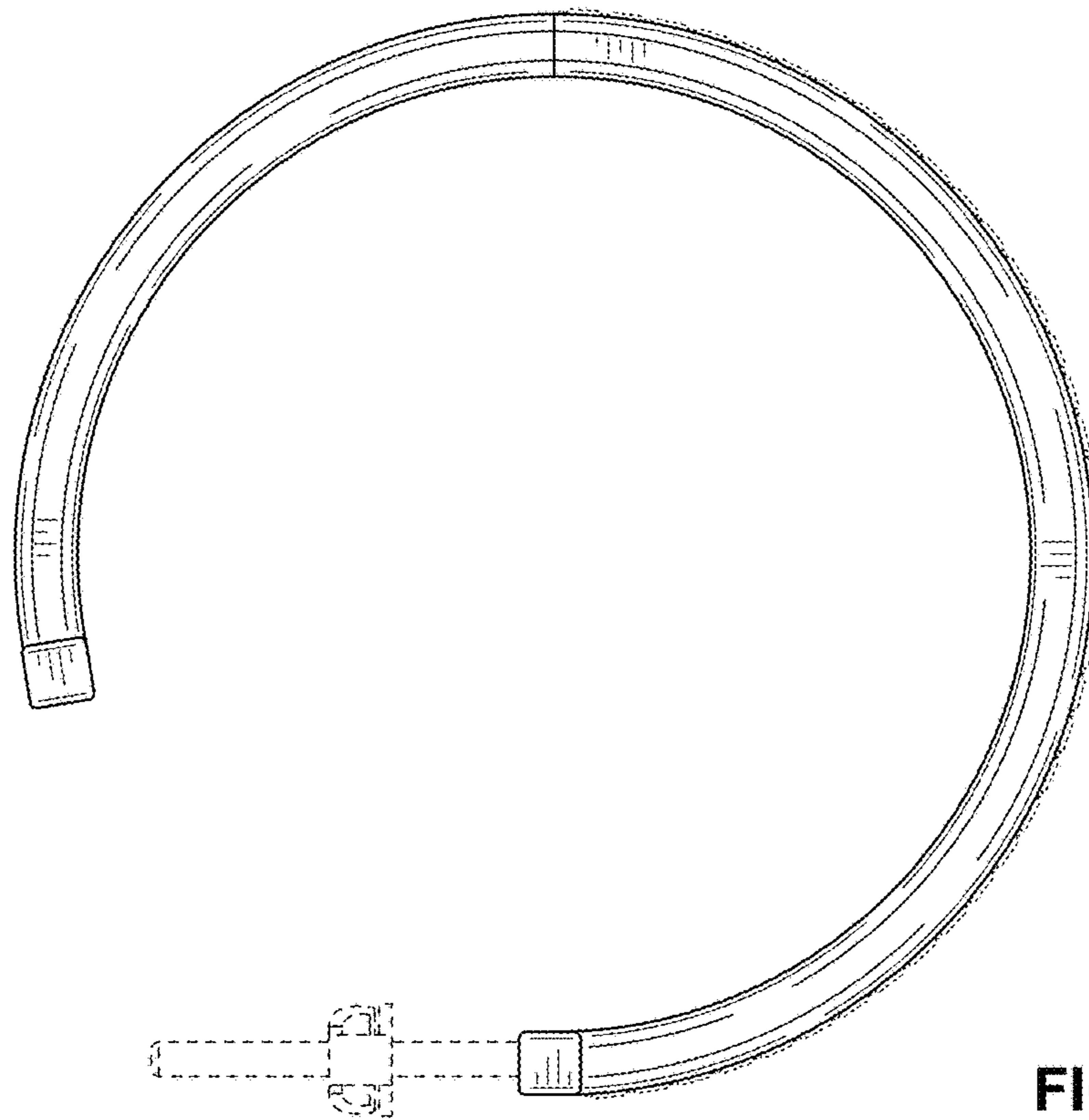


FIG. 6

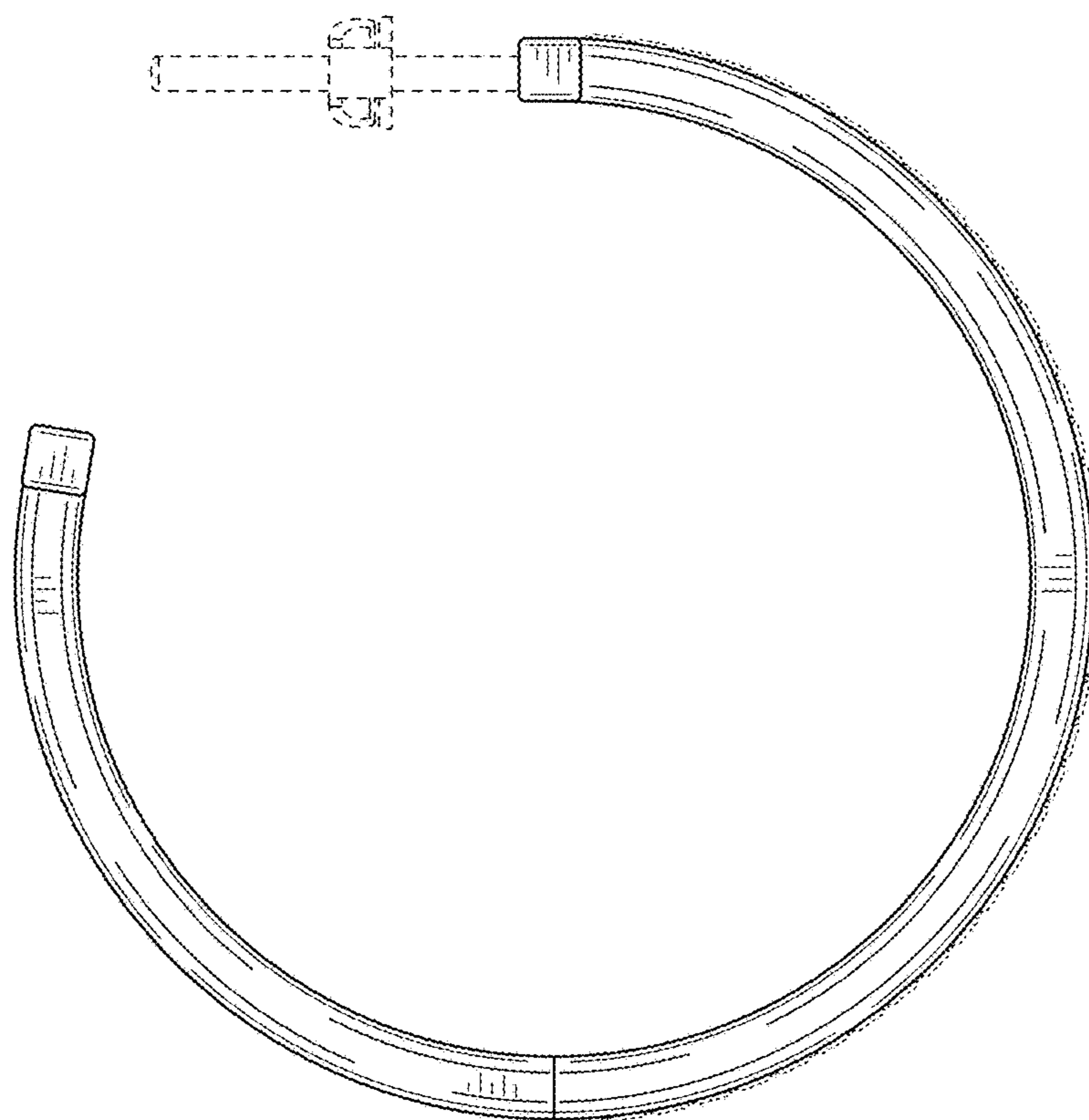


FIG. 7