



US00D786113S

(12) **United States Design Patent** (10) **Patent No.:** **US D786,113 S**  
**Kucala et al.** (45) **Date of Patent:** **\*\* May 9, 2017**

(54) **CASING FOR MOUNTABLE ALARM UNIT**  
(71) Applicant: **Honeywell International Inc.,**  
Morristown, NJ (US)  
(72) Inventors: **Thomas Kucala,** Cortland, IL (US);  
**Matthew McCormick,** South Elgin, IL  
(US)  
(73) Assignee: **HONEYWELL INTERNATIONAL**  
**INC.,** Morristown, NJ (US)

D412,296 S \* 7/1999 Kawabata ..... D10/106.2  
6,133,843 A \* 10/2000 Davidson ..... G08B 7/062  
174/481  
D442,104 S \* 5/2001 Costa ..... D10/109.2  
D513,199 S \* 12/2005 Costa ..... D10/109.2  
D516,445 S \* 3/2006 DiPasquale ..... D10/106.6  
D561,057 S \* 2/2008 Jones ..... D10/106.1  
D569,288 S \* 5/2008 Raymond ..... D10/104.1  
D605,066 S \* 12/2009 Raymond ..... D10/106.91  
D764,957 S \* 8/2016 Bhattacharya ..... D10/104.1  
2004/0056773 A1 \* 3/2004 Zimmerman ..... G08B 5/38  
340/815.4

(\*\*) Term: **15 Years**

\* cited by examiner

(21) Appl. No.: **29/564,178**

*Primary Examiner* — George D Kirschbaum

(22) Filed: **May 11, 2016**

*Assistant Examiner* — Joseph Kukella

(51) **LOC (10) Cl.** ..... **10-05**

(74) *Attorney, Agent, or Firm* — Husch Blackwell LLP

(52) **U.S. Cl.**  
USPC ..... **D10/106.1**

(57) **CLAIM**

The ornamental design for a casing for mountable alarm unit, as shown and described.

(58) **Field of Classification Search**  
USPC ..... D10/46, 103, 104.1, 106.1, 106.2, 106.5,  
D10/106.6, 109.1, 109.2, 116.1, 118,  
D10/118.1, 118.2, 119.1, 121, 125, 126,  
D10/132; D16/203  
CPC ..... G08B 17/06; G08B 17/10; G08B 17/103;  
G08B 17/107

**DESCRIPTION**

See application file for complete search history.

FIG. 1 is a perspective view of the casing secured to a mountable alarm unit.

FIG. 2 is a perspective view of the casing.

FIG. 3 is a front elevation view of the casing.

FIG. 4 is a rear elevation view of the casing.

FIG. 5 is a top plan view of the casing.

FIG. 6 is a bottom plan view of the casing.

FIG. 7 is a first side elevation view of the casing; and,

FIG. 8 is a second side elevation view of the casing.

In the drawings, the broken lines depict environmental subject matter only and form no part of the claimed design.

(56) **References Cited**

U.S. PATENT DOCUMENTS

D339,079 S \* 9/1993 Behlke ..... D10/106.6  
D374,635 S \* 10/1996 Hur ..... D10/109.2  
5,914,665 A \* 6/1999 Thorp ..... G08B 7/062  
174/488

**1 Claim, 3 Drawing Sheets**

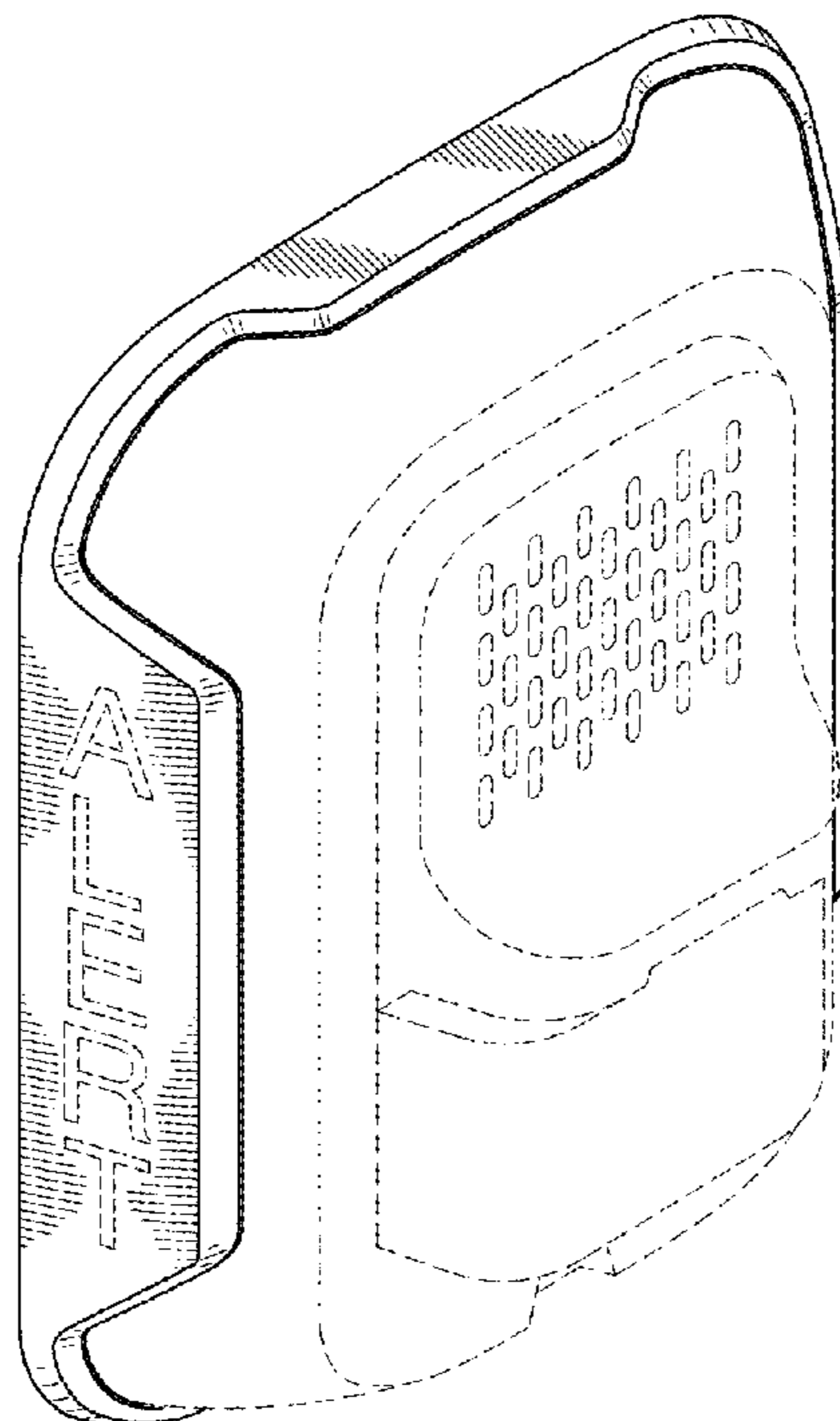


FIG. 1

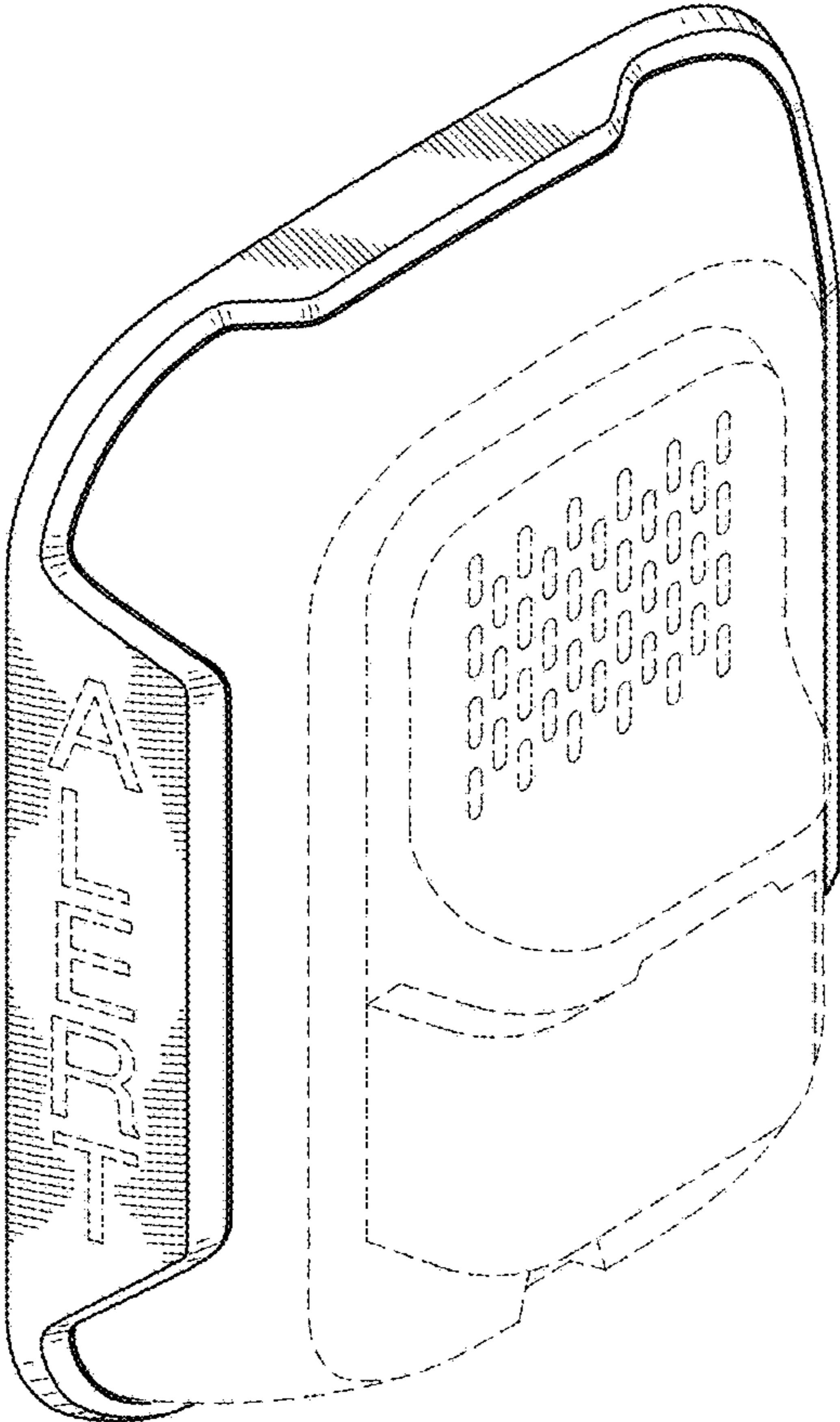


FIG. 2

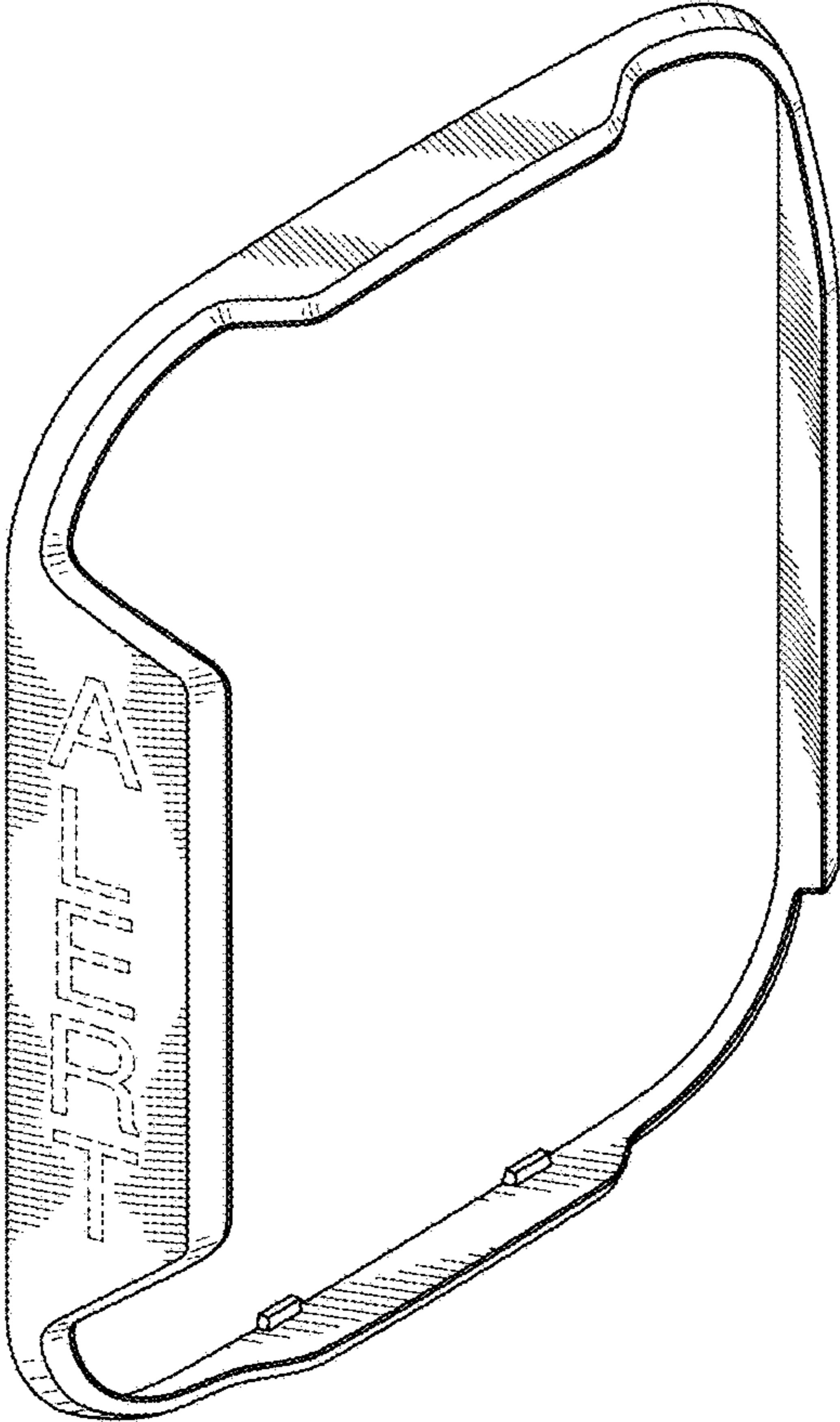


FIG. 4




FIG. 3




FIG. 5




FIG. 6




FIG. 7

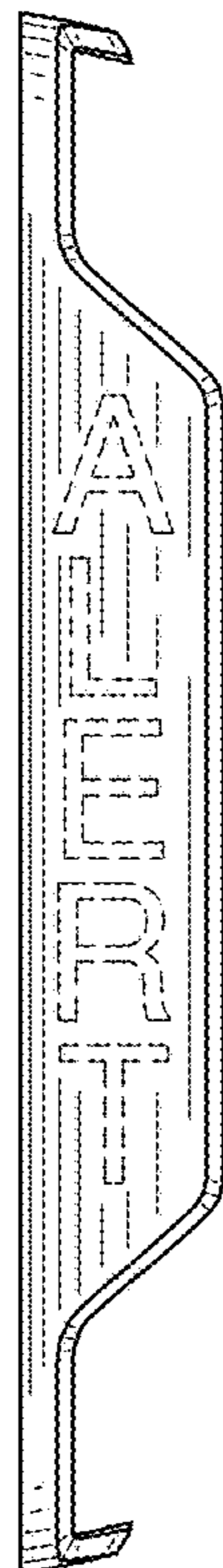


FIG. 8

