



US00D786097S

(12) **United States Design Patent**
Stanton

(10) **Patent No.:** **US D786,097 S**

(45) **Date of Patent:** **** May 9, 2017**

(54) **THERMOMETER**

(71) Applicant: **Jacob Alan Stanton**, Chicago, IL (US)

(72) Inventor: **Jacob Alan Stanton**, Chicago, IL (US)

(73) Assignee: **Weber-Stephen Products LLC**,
Palatine, IL (US)

(**) Term: **15 Years**

(21) Appl. No.: **29/556,181**

(22) Filed: **Feb. 29, 2016**

(51) **LOC (10) Cl.** **10-04**

(52) **U.S. Cl.**
USPC **D10/60; D10/57**

(58) **Field of Classification Search**
USPC **D10/57, 60**
CPC **G01K 1/083; G01K 1/18; G01K 13/002**
See application file for complete search history.

(56) **References Cited**

U.S. PATENT DOCUMENTS

D297,819 S *	9/1988	Cacciatore	D10/103
D531,529 S *	11/2006	Sato	D10/57
D571,231 S *	6/2008	Claypool	D10/57
D582,299 S *	12/2008	Claypool	D10/57
D664,454 S *	7/2012	Shibata	D10/57
8,540,424 B2 *	9/2013	Price	G01K 1/083 374/158
8,996,096 B2 *	3/2015	Kinsley	A61B 5/01 374/121
D730,204 S *	5/2015	Juhng	D10/57
D730,205 S *	5/2015	Juhng	D10/57

OTHER PUBLICATIONS

Brinkmann 812-9075-S Digital Thermometer.

Weber 6492 Instant-Read Thermometer.

Taylor 9840 Pocket Digital Thermometer.

* cited by examiner

Primary Examiner — Antoine D Davis

(74) *Attorney, Agent, or Firm* — Vitale Vickrey Niro & Gasey

(57) **CLAIM**

The ornamental design for a thermometer, as shown and described.

DESCRIPTION

FIG. 1 is a front perspective view of a thermometer of the present invention;

FIG. 2 is a back perspective view of the thermometer of the present invention;

FIG. 3 is a top view of the thermometer of the present invention;

FIG. 4 is a front view of the thermometer of the present invention;

FIG. 5 is a left side view of the thermometer of the present invention;

FIG. 6 is a back view of the thermometer of the present invention;

FIG. 7 is a right side view of the thermometer of the present invention; and,

FIG. 8 is a bottom view of the thermometer of the present invention.

The broken lines shown in the Figures are for illustration purposes only and form no part of the claimed design.

1 Claim, 3 Drawing Sheets

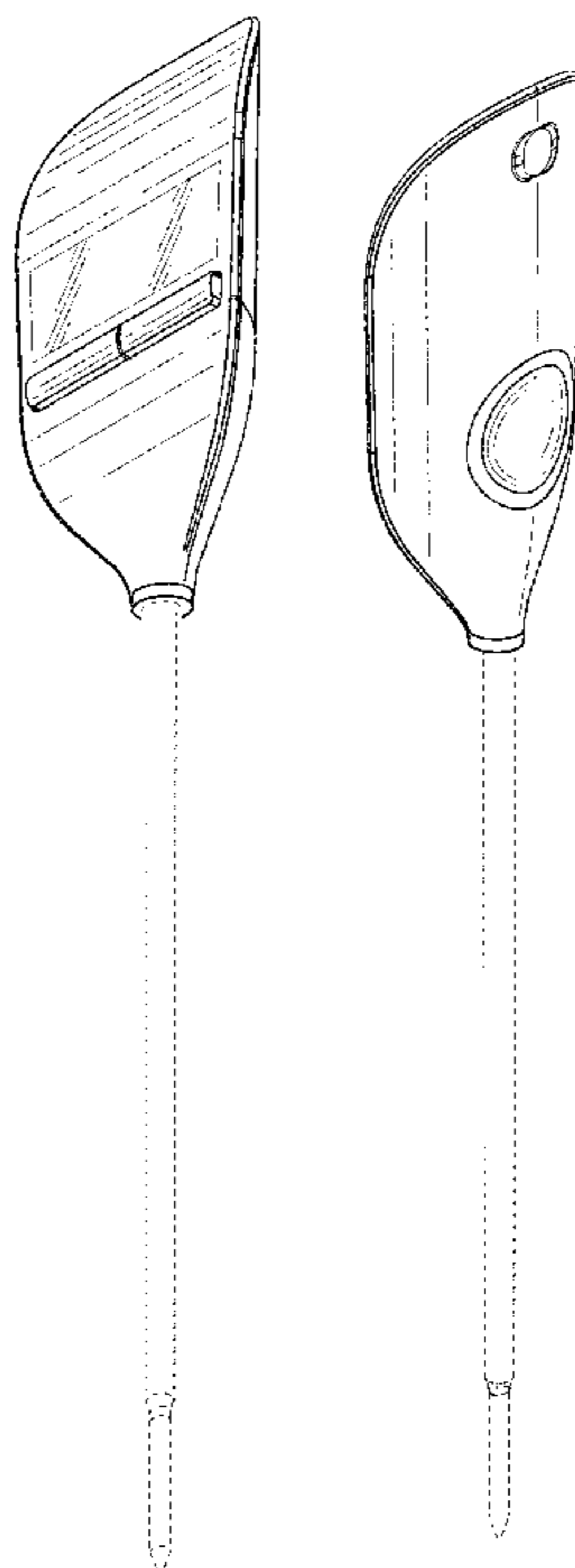


Fig. 1

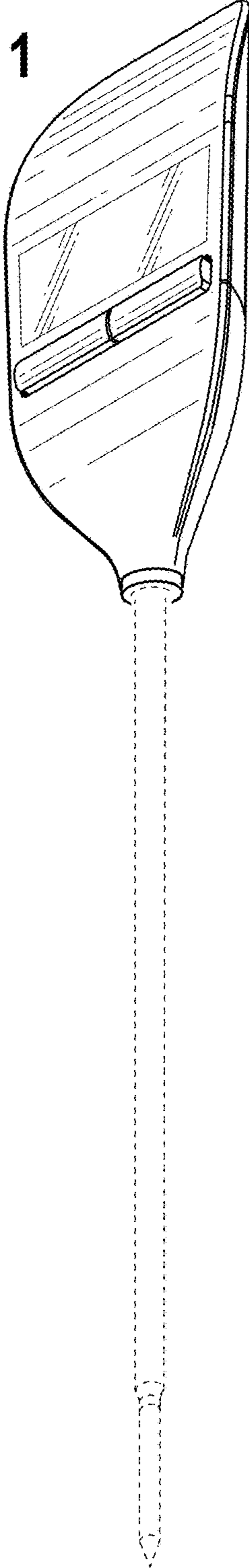


Fig. 2




Fig. 3

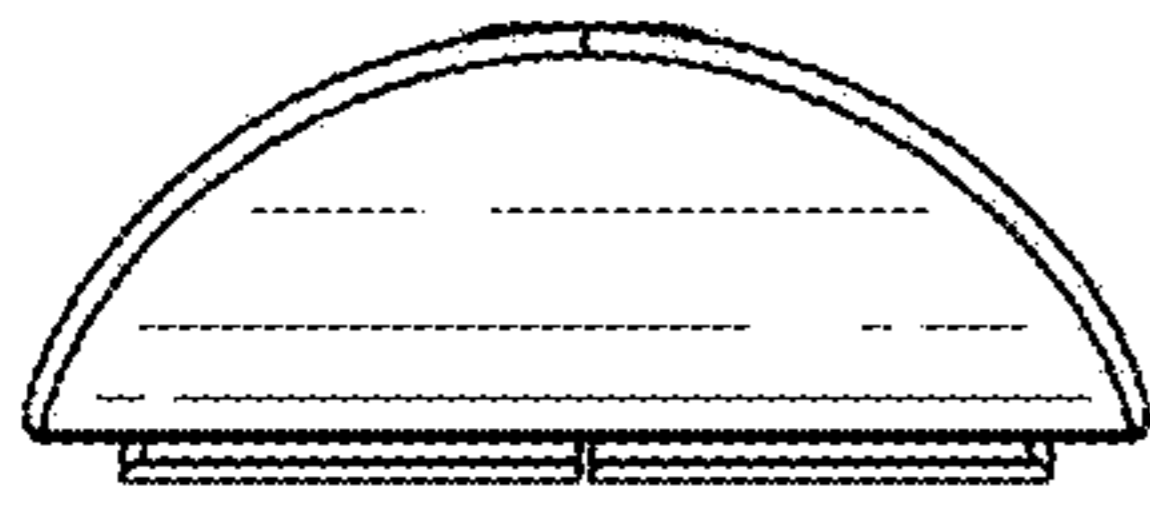


Fig. 4




Fig. 5

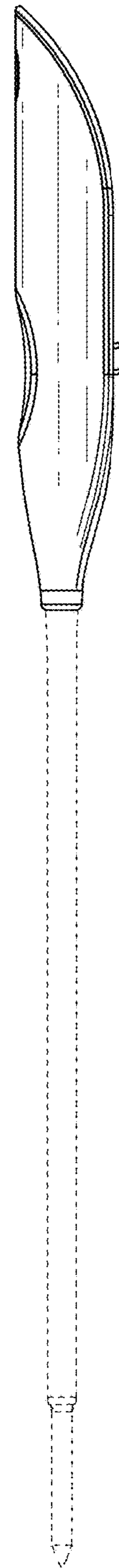


Fig. 6

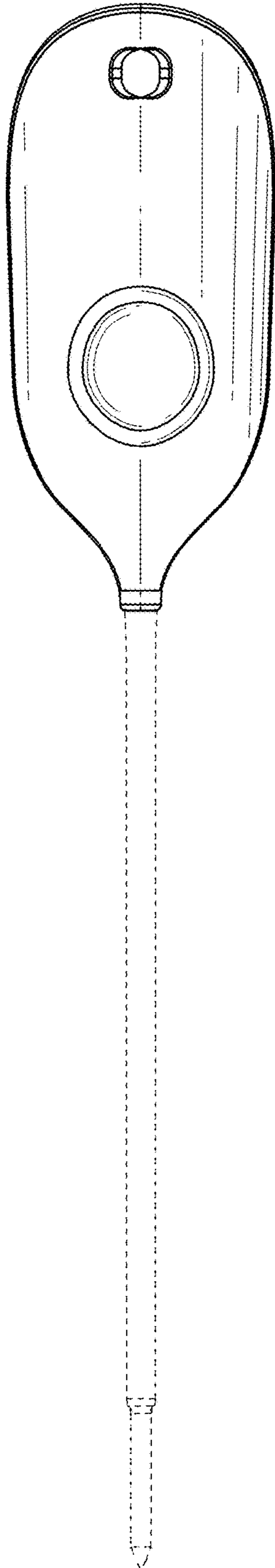


Fig. 7




Fig. 8

