



US00D786079S

(12) **United States Design Patent** (10) **Patent No.:** **US D786,079 S**  
**Ibáñez et al.** (45) **Date of Patent:** **\*\* May 9, 2017**

- (54) **BOTTLE AND CAP**
- (71) Applicant: **Revlon Consumer Products Corporation**, New York, NY (US)
- (72) Inventors: **Carlos Alberto Barreto Ibáñez**, New York, NY (US); **Mina Chae**, Stamford, DC (US); **Martti Johannes Lampela**, Woodland Hill, CA (US); **Philipp Haban**, Pittsburgh, PA (US)
- (73) Assignee: **Revlon Consumer Products Corporation**, New York, NY (US)

D471,458 S *	3/2003	Booth	.....	D9/504
D484,794 S *	1/2004	Geardino	.....	D9/726
D503,244 S *	3/2005	Campbell	.....	D28/76
D530,572 S	10/2006	Daams		
D570,690 S *	6/2008	McGuinness	.....	D9/504
D585,706 S *	2/2009	Cooper	.....	D7/612
D603,708 S *	11/2009	Handy	.....	D9/435
D610,910 S *	3/2010	Simmons	.....	D9/503
D613,601 S	4/2010	Yoneda		
D646,572 S	10/2011	Koeleman		
D662,422 S *	6/2012	Avakian	.....	D9/435
D697,815 S *	1/2014	Broen	.....	D9/689
D698,251 S *	1/2014	Wade	.....	D9/435
D703,054 S *	4/2014	DeMarco	.....	D9/454

(Continued)

(\*\*) Term: **15 Years**

**FOREIGN PATENT DOCUMENTS**

- (21) Appl. No.: **29/567,351**
- (22) Filed: **Jun. 8, 2016**
- (51) **LOC (10) Cl.** ..... **09-01**
- (52) **U.S. Cl.**  
USPC ..... **D9/529**; D9/558
- (58) **Field of Classification Search**  
USPC ..... D9/435, 449, 454, 516, 529, 539, 549,  
D9/550, 558, 715, 719; D28/73, 76, 82,  
D28/91.1; D4/114  
CPC ..... B65D 2543/00685; B65D 1/0223; B65D  
1/02; B65D 1/04; B65D 1/06  
See application file for complete search history.

CN 302719692 S 1/2014

*Primary Examiner* — Ian Simmons

*Assistant Examiner* — Keith Frank

(74) *Attorney, Agent, or Firm* — Revlon

(57) **CLAIM**

We claim the ornamental design for a bottle and cap, as shown and described.

**DESCRIPTION**

The present application is co-pending with the U.S. design application Ser. No. 29/567,361 filed Jun. 8, 2016 with the title "Bottle and Cap".

FIG. 1: is a top perspective view of the bottle and cap.

FIG. 2: is a front view of the bottle and cap shown in FIG. 1.

FIG. 3: is a side view of the bottle and cap shown in FIG. 1; and,

FIG. 4: is a top view of the bottle and cap shown in FIG. 1.

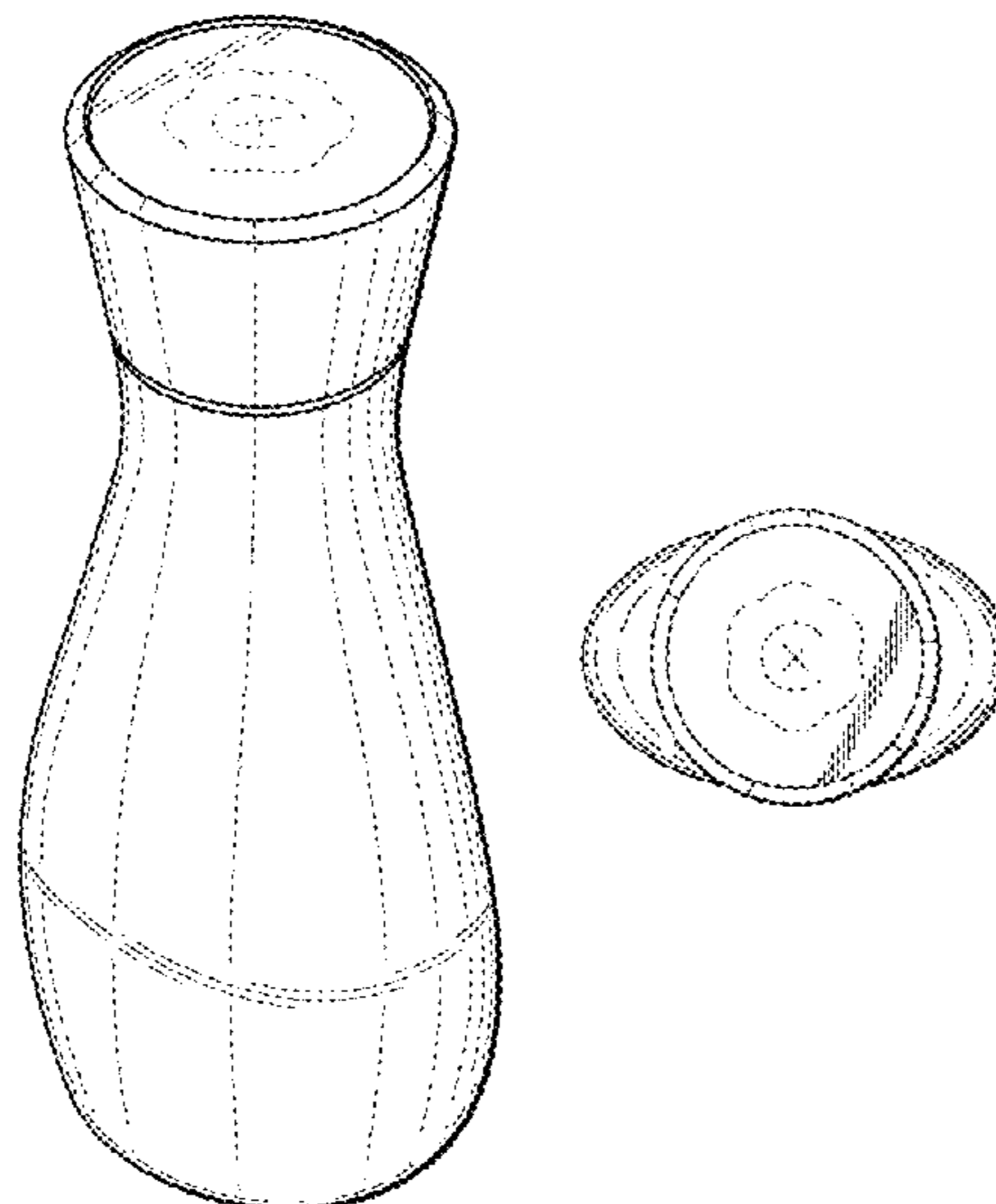
The dashed lines in FIGS. 1 and 4 represent features of the cap which form no part of the claimed design.

**1 Claim, 3 Drawing Sheets**

(56) **References Cited**

**U.S. PATENT DOCUMENTS**

D189,374 S *	11/1960	Harris	.....	D9/504
D195,787 S *	7/1963	Thompson	.....	D9/522
D234,492 S *	3/1975	Peterson	.....	D9/539
D282,529 S *	2/1986	Pereira	.....	D9/529
D324,496 S *	3/1992	Poandl	.....	D9/454
D390,117 S *	2/1998	Kan	.....	D9/504
D397,608 S *	9/1998	Fiore	.....	D9/520
D415,031 S *	10/1999	Mahlmann	.....	D9/520
D424,944 S *	5/2000	Mohary	.....	D9/520
D426,464 S *	6/2000	Mohary	.....	D9/520



(56)

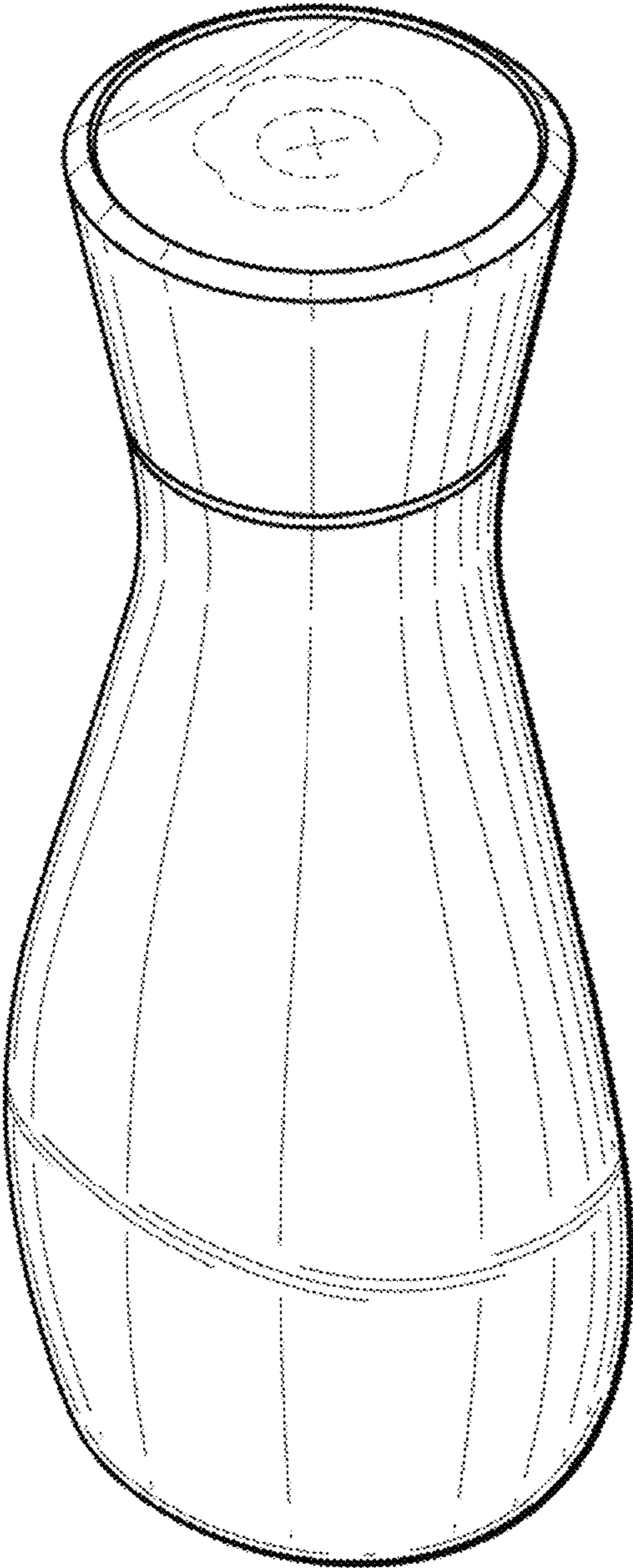
**References Cited**

U.S. PATENT DOCUMENTS

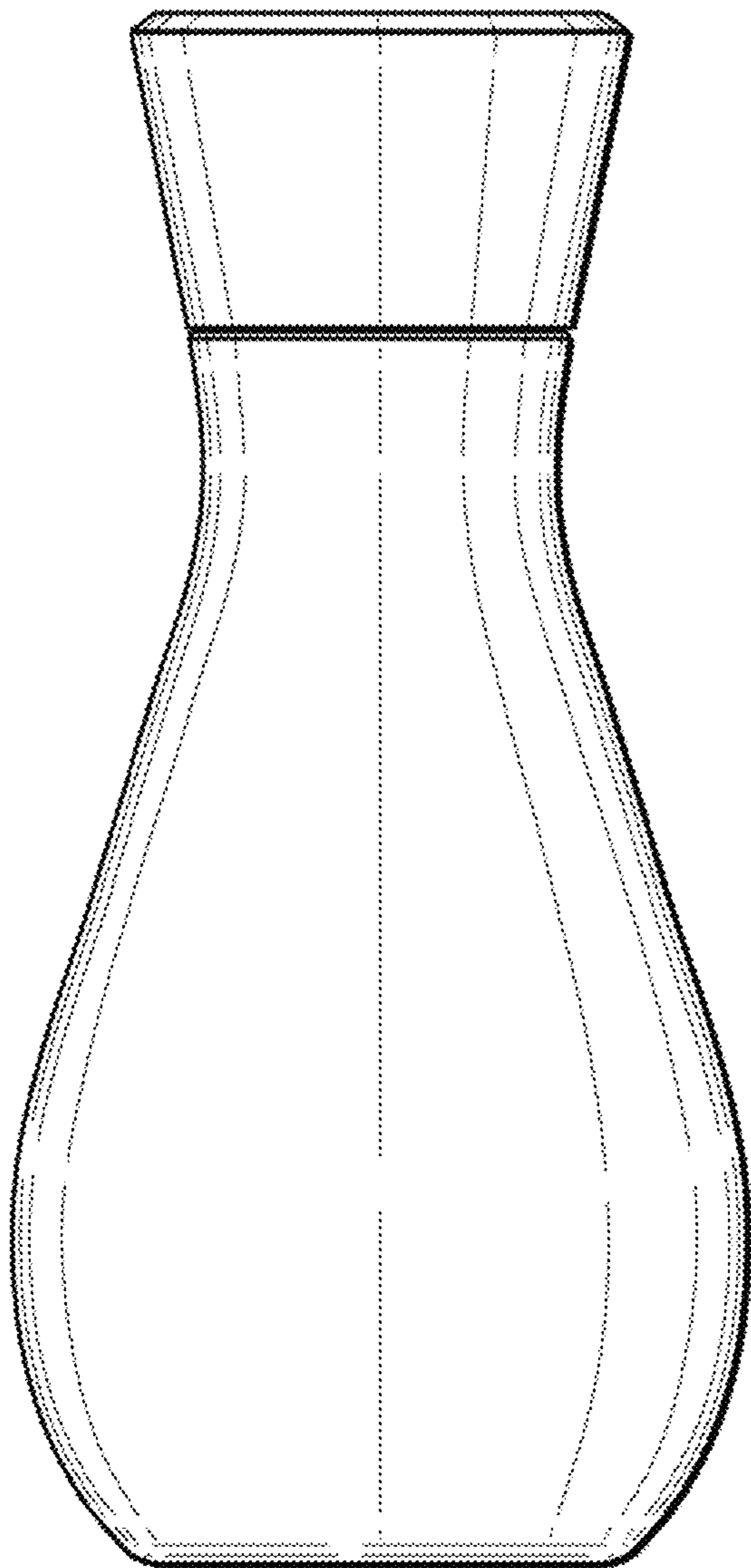
D721,966 S \* 2/2015 Mathiez ..... D9/504  
D723,929 S \* 3/2015 Blachford ..... D9/529  
D732,964 S \* 6/2015 Dyer ..... D7/392.1  
2005/0039272 A1\* 2/2005 Miczewski ..... A45D 19/00  
8/405  
2007/0029275 A1\* 2/2007 Hantman ..... B29C 49/0078  
215/6

\* cited by examiner

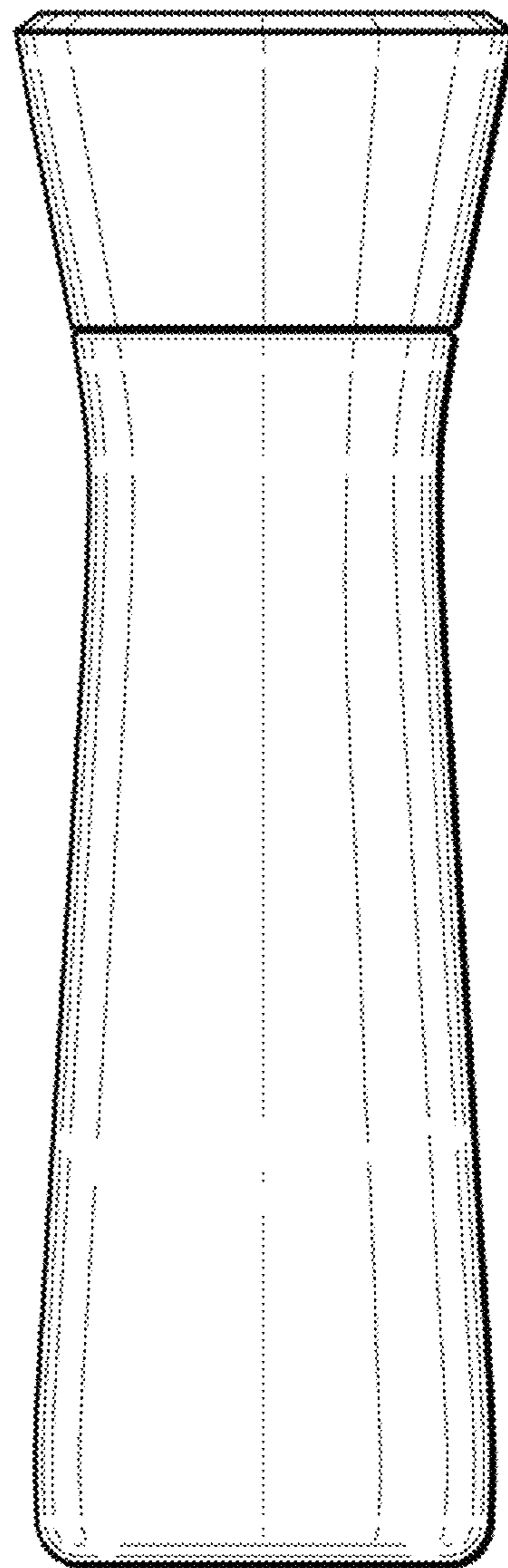
*FIG. 1*



*FIG. 2*



*FIG. 3*



*FIG. 4*

