



US00D786069S

(12) **United States Design Patent**
Brechensbauer et al.

(10) **Patent No.:** **US D786,069 S**

(45) **Date of Patent:** **** May 9, 2017**

(54) **PACKAGING AND BLANK THEREFOR**

(71) Applicant: **Tetra Laval Holdings & Finance S.A.,**
Pully (CH)

(72) Inventors: **Axel Brechensbauer, Malmö (SE);**
Mugeni Nuamu, Lund (SE)

(73) Assignee: **TETRA LAVAL HOLDINGS &**
FINANCE S.A., Pully (CH)

(**) Term: **15 Years**

(21) Appl. No.: **29/542,600**

(22) Filed: **Oct. 15, 2015**

(30) **Foreign Application Priority Data**

Apr. 15, 2015 (EM) 002681817-0001
Apr. 15, 2015 (EM) 002681817-0002
Apr. 15, 2015 (EM) 002681817-0003

(51) **LOC (10) Cl.** **09-03**

(52) **U.S. Cl.**
USPC **D9/433**

(58) **Field of Classification Search**

USPC D9/430, 414, 432, 524, 516, 433, 431,
D9/756, 426, 725, 425, 242, 761, 418,
D9/416, 420, 737; D7/543, 545, 602,
D7/552.2, 538, 553.1, 553.2, 555, 541;
229/112, 120.17; D6/518
CPC B65D 1/00; B65D 5/4291; B65D 5/38;
B65D 1/225; B65D 5/002; A47F 5/11
See application file for complete search history.

(56) **References Cited**

U.S. PATENT DOCUMENTS

3,349,988 A * 10/1967 Horning B65D 5/068
229/249
6,253,994 B1 * 7/2001 Mogard B29C 66/004
229/125.04

D562,129 S * 2/2008 Kortsmit D9/430
D562,130 S * 2/2008 Kortsmit D9/430
D570,683 S * 6/2008 Kortsmit D9/431
D592,052 S * 5/2009 Martini D9/433
D637,488 S * 5/2011 Franic D9/433
D649,451 S * 11/2011 Franic D9/433
D663,616 S * 7/2012 Martini
D665,256 S * 8/2012 Scales D9/431
D665,664 S * 8/2012 Scales D9/431
D675,921 S * 2/2013 Scales D9/434
D699,105 S * 2/2014 Franic D9/431

(Continued)

FOREIGN PATENT DOCUMENTS

JP D1326690 S 4/2008
JP D1394618 S 8/2010

(Continued)

Primary Examiner — Cynthia Underwood

(74) *Attorney, Agent, or Firm* — Buchanan Ingersoll &
Rooney PC

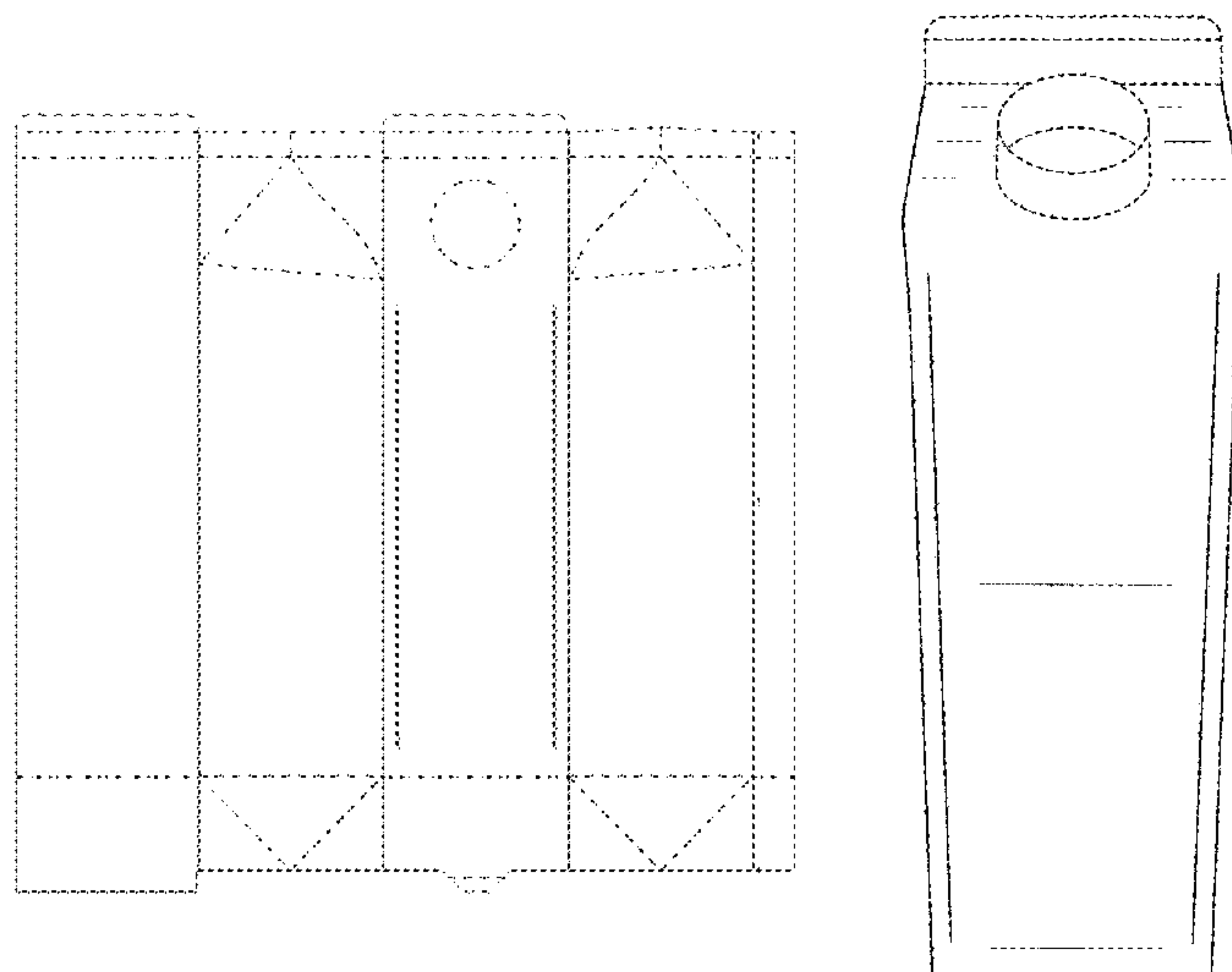
(57) **CLAIM**

The ornamental design for a packaging and blank therefor,
as shown and described.

DESCRIPTION

FIG. 1 is a plan view of a blank for a packaging showing our
new design.
FIG. 2 is a rear elevational view of the packaging showing
our new design.
FIG. 3 is a front elevational view thereof.
FIG. 4 is left side elevational view thereof, the other side
being a mirror image thereof.
FIG. 5 is a rear plan view of the blank shown in FIG. 1 in
a folded configuration; and,
FIG. 6 is a front plan view thereof.
The portions of the design shown in broken lines are for
environmental purposes only and form no part of the
claimed design.

1 Claim, 6 Drawing Sheets



(56)

References Cited

U.S. PATENT DOCUMENTS

D721,957	S	2/2015	Scales et al.	
9,452,859	B2*	9/2016	Franic	B65D 5/067
2006/0144912	A1*	7/2006	Franic	B65D 5/029
				229/125.15
2007/0170233	A1*	7/2007	Fontanazzi	B65D 5/067
				229/137

FOREIGN PATENT DOCUMENTS

JP	D1458192	S	12/2012
JP	D1450074	S	8/2015

* cited by examiner

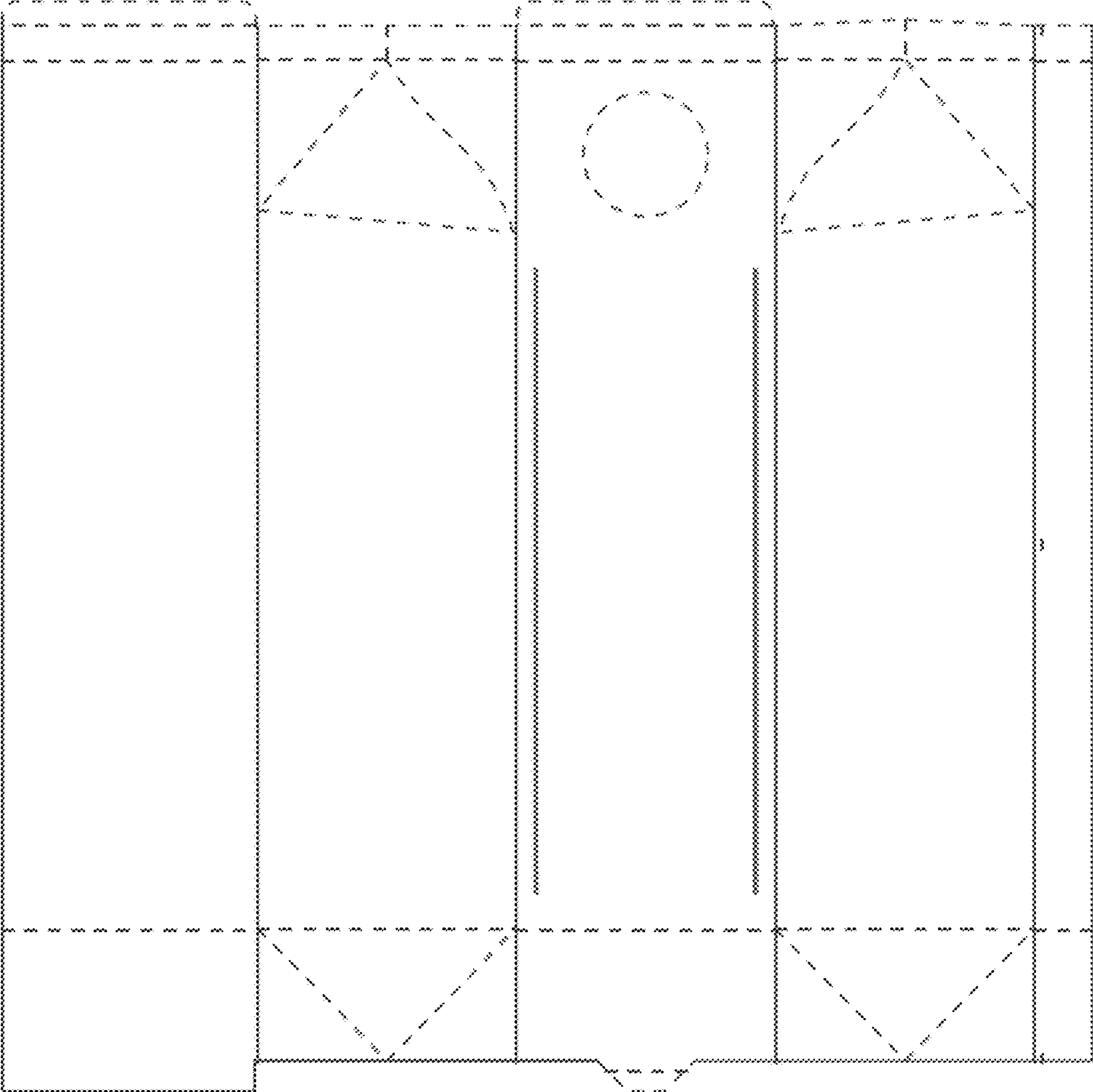


Fig. 1




Fig. 2




Fig. 3




Fig. 4




Fig. 5




Fig. 6