



US00D786068S

(12) **United States Design Patent**  
**Brechensbauer et al.**

(10) **Patent No.:** **US D786,068 S**

(45) **Date of Patent:** **\*\* May 9, 2017**

(54) **PACKAGING AND BLANK THEREFOR**

(71) Applicant: **Tetra Laval Holdings & Finance S.A.,**  
Pully (CH)

(72) Inventors: **Axel Brechensbauer,** Malmo (SE);  
**Mugeni Nuamu,** Lund (SE)

(73) Assignee: **TETRA LAVAL HOLDINGS &**  
**FINANCE S.A.,** Pully (CH)

(\*\*) Term: **15 Years**

(21) Appl. No.: **29/542,593**

(22) Filed: **Oct. 15, 2015**

(30) **Foreign Application Priority Data**

Apr. 15, 2015 (EM) ..... 002681536-0001  
Apr. 15, 2015 (EM) ..... 002681536-0002  
Apr. 15, 2015 (EM) ..... 002681536-0003

(51) **LOC (10) Cl.** ..... **09-03**

(52) **U.S. Cl.**  
USPC ..... **D9/433**

(58) **Field of Classification Search**  
USPC ..... 1/430, 414, 432, 524, 516; D9/430, 432,  
D9/433, 431, 756, 426, 725, 425, 242,  
D9/761, 418, 416, 420, 737; D7/543,  
D7/545, 602, 552.2, 538, 553.1, 553.2,  
D7/555, 541; 229/112, 229, 120.17;  
D6/518

CPC ..... B65D 1/00; B65D 5/4291; B65D 5/38;  
B65D 1/225; B65D 5/002; A47F 5/11

See application file for complete search history.

(56) **References Cited**

**U.S. PATENT DOCUMENTS**

3,349,988 A \* 10/1967 Horning ..... B65D 5/068  
229/249  
6,253,994 B1 \* 7/2001 Mogard ..... B29C 66/004  
229/125.04

D562,129 S \* 2/2008 Kortsmit ..... D9/430  
D562,130 S \* 2/2008 Kortsmit ..... D9/430  
D570,683 S \* 6/2008 Kortsmit ..... D9/431  
D592,052 S \* 5/2009 Martini ..... D9/433  
D637,488 S \* 5/2011 Franic ..... D9/433  
D649,451 S \* 11/2011 Franic ..... D9/433  
D663,616 S \* 7/2012 Martini  
D665,256 S \* 8/2012 Scales ..... D9/431  
D665,664 S \* 8/2012 Scales ..... D9/431  
D675,921 S \* 2/2013 Scales ..... D9/434  
D679,588 S \* 4/2013 Martini

(Continued)

**FOREIGN PATENT DOCUMENTS**

JP D1394618 S 8/2010  
JP D1458192 S 12/2012

*Primary Examiner* — Cynthia Underwood

(74) *Attorney, Agent, or Firm* — Buchanan Ingersoll &  
Rooney PC

(57) **CLAIM**

The ornamental design for a packaging and blank therefor,  
as shown and described.

**DESCRIPTION**

FIG. 1 is a plan view of a packaging and blank therefor  
shown in an unfolded state showing our new design.

FIG. 2 is a rear elevational view of the packaging and blank  
therefor shown in an erected configuration.

FIG. 3 is a front elevational view thereof.

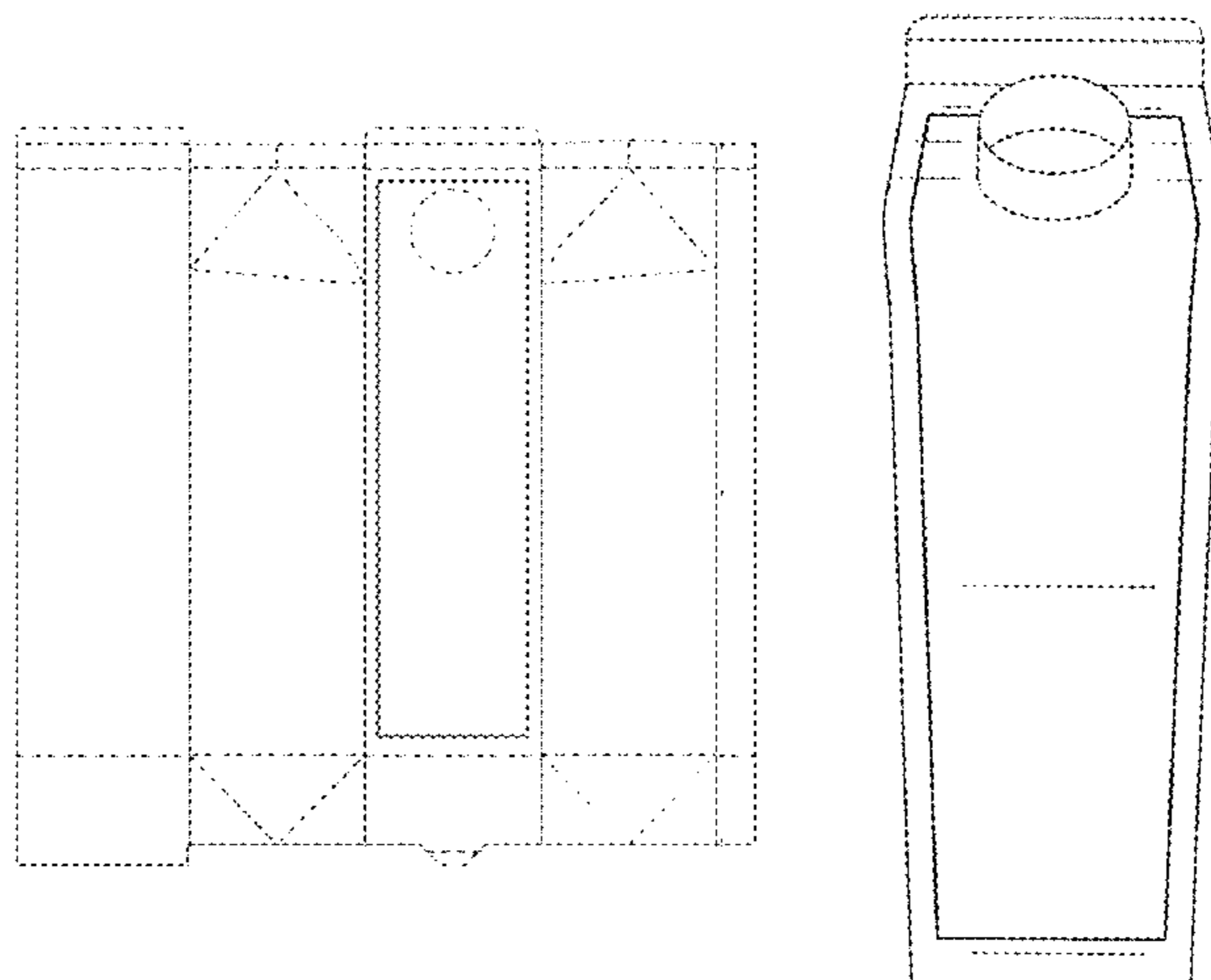
FIG. 4 is left side elevational view thereof, the other side  
being a mirror image thereof.

FIG. 5 is a rear plan view of the packaging and blank  
therefor shown in FIG. 1 in a folded state; and,

FIG. 6 is a front plan view of the packaging and blank  
therefor shown in FIG. 5.

The portions of the design shown in broken lines are for  
environmental purposes only and form no part of the  
claimed design.

**1 Claim, 6 Drawing Sheets**



(56)

**References Cited**

U.S. PATENT DOCUMENTS

D699,105 S *	2/2014	Franic .....	D9/431
D721,957 S	2/2015	Scales et al.	
9,452,859 B2 *	9/2016	Franic .....	B65D 5/067
2006/0144912 A1 *	7/2006	Franic .....	B65D 5/029
			229/125.15
2007/0170233 A1 *	7/2007	Fontanazzi .....	B65D 5/067
			229/137

\* cited by examiner

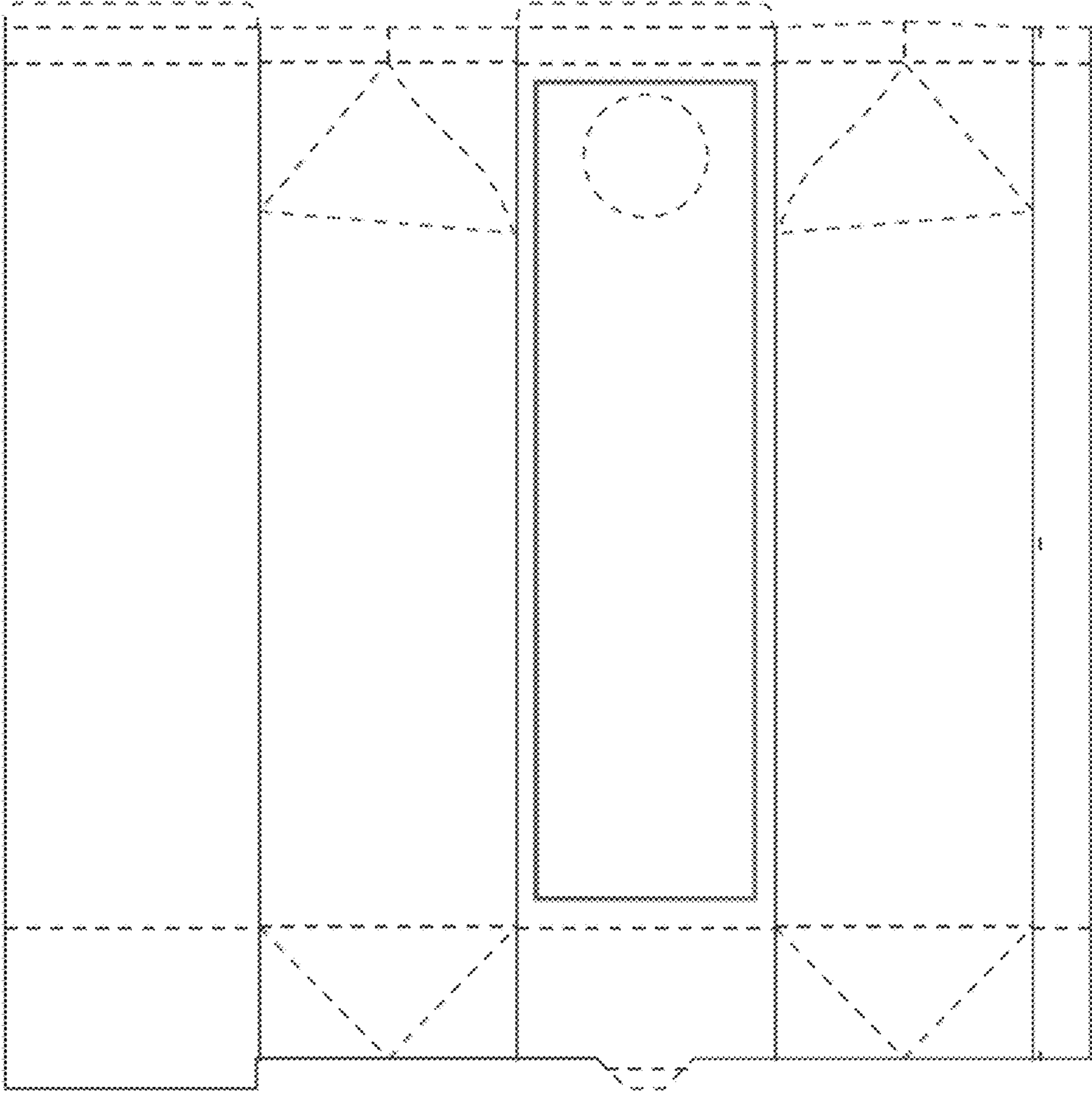


Fig. 1




Fig. 2

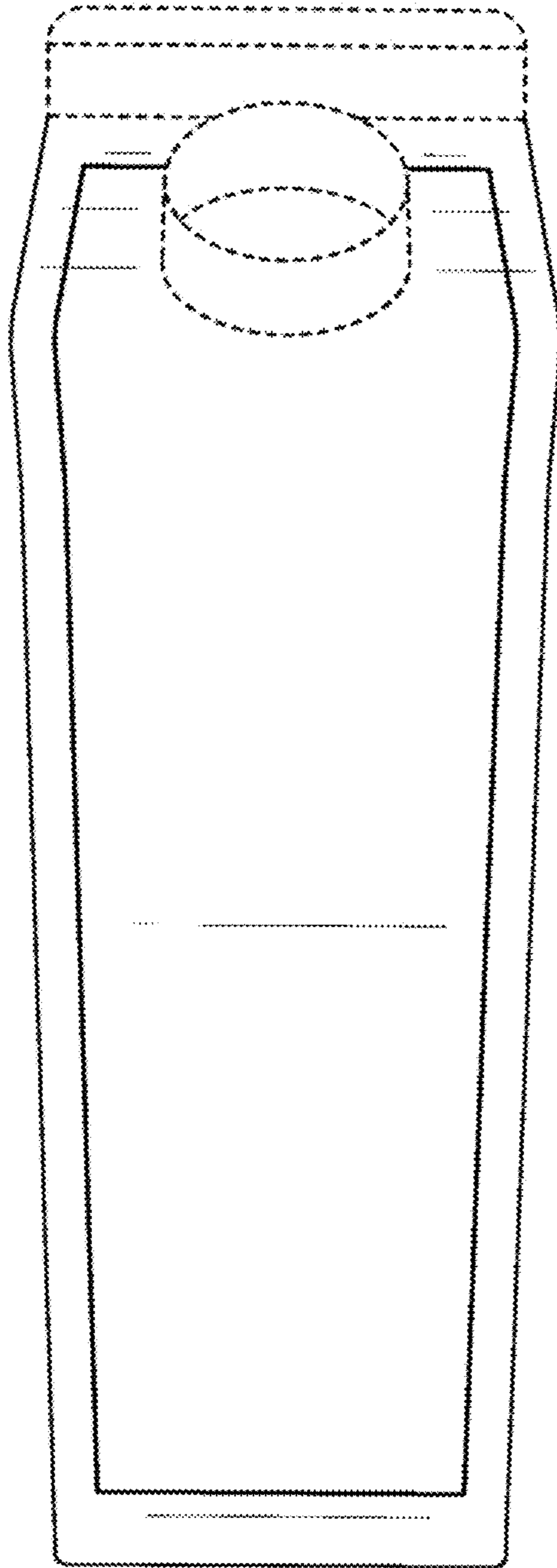


Fig. 3




Fig. 4




Fig. 5

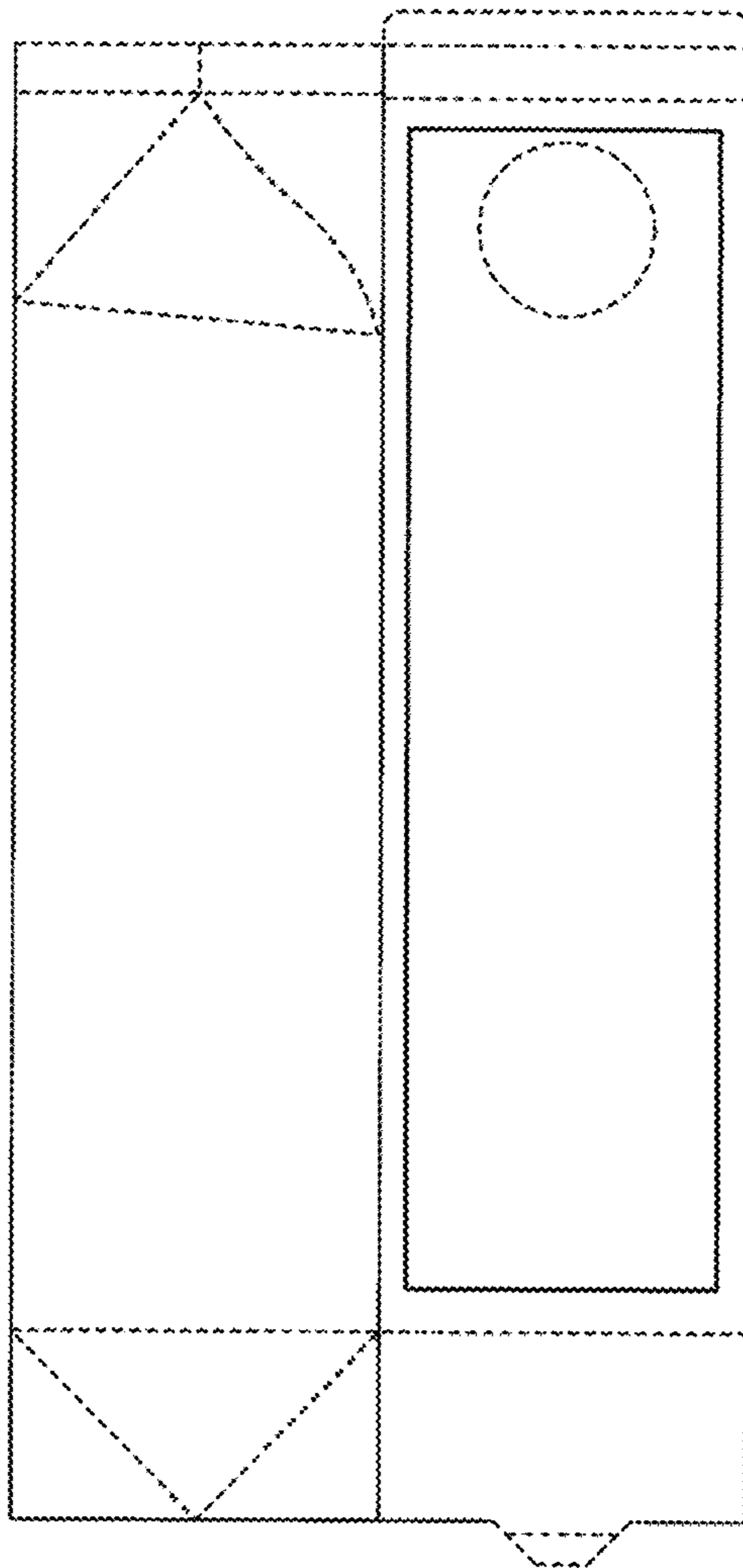


Fig. 6