



US00D786065S

(12) **United States Design Patent**
Brechensbauer et al.

(10) **Patent No.:** **US D786,065 S**

(45) **Date of Patent:** **** May 9, 2017**

(54) **PACKAGING AND BLANK THEREFOR**

(71) Applicant: **Tetra Laval Holdings & Finance S.A.,**
Pully (CH)

(72) Inventors: **Axel Brechensbauer, Malmö (SE);**
Mugeni Nuamu, Lund (SE)

(73) Assignee: **TETRA LAVAL HOLDINGS &**
FINANCE S.A., Pully (CH)

(**) Term: **15 Years**

(21) Appl. No.: **29/542,556**

(22) Filed: **Oct. 15, 2015**

(30) **Foreign Application Priority Data**

Apr. 15, 2015 (EM) 002681890-0001
Apr. 15, 2015 (EM) 002681890-0002
Apr. 15, 2015 (EM) 002681890-0003

(51) **LOC (10) Cl.** **09-03**

(52) **U.S. Cl.**
USPC **D9/433**

(58) **Field of Classification Search**

USPC 1/430, 414, 432, 524, 516; D9/430, 432,
D9/433, 431, 756, 426, 725, 425, 242,
D9/761, 418, 416, 420, 737; D7/543,
D7/545, 602, 552.2, 538, 553.1, 553.2,
D7/555, 541; 229/112, 120.17; D6/518
CPC B65D 1/00; B65D 5/4291; B65D 5/38;
B65D 1/225; B65D 5/002; A47F 5/11
See application file for complete search history.

(56) **References Cited**

U.S. PATENT DOCUMENTS

3,349,988 A * 10/1967 Horning B65D 5/068
229/249
6,253,994 B1 * 7/2001 Mogard B29C 66/004
229/125.04

D562,129 S * 2/2008 Kortsmit D9/430
D562,130 S * 2/2008 Kortsmit D9/430
D570,683 S * 6/2008 Kortsmit D9/431
D592,052 S * 5/2009 Martini D9/433
D637,488 S * 5/2011 Franic D9/433
D649,451 S * 11/2011 Franic D9/433
D663,616 S * 7/2012 Martini
D665,256 S * 8/2012 Scales D9/431
D665,664 S * 8/2012 Scales D9/431
D675,921 S * 2/2013 Scales D9/434

(Continued)

FOREIGN PATENT DOCUMENTS

JP D1326690 S 4/2008
JP D1394618 S 8/2010

(Continued)

Primary Examiner — Cynthia Underwood

(74) *Attorney, Agent, or Firm* — Buchanan Ingersoll &
Rooney PC

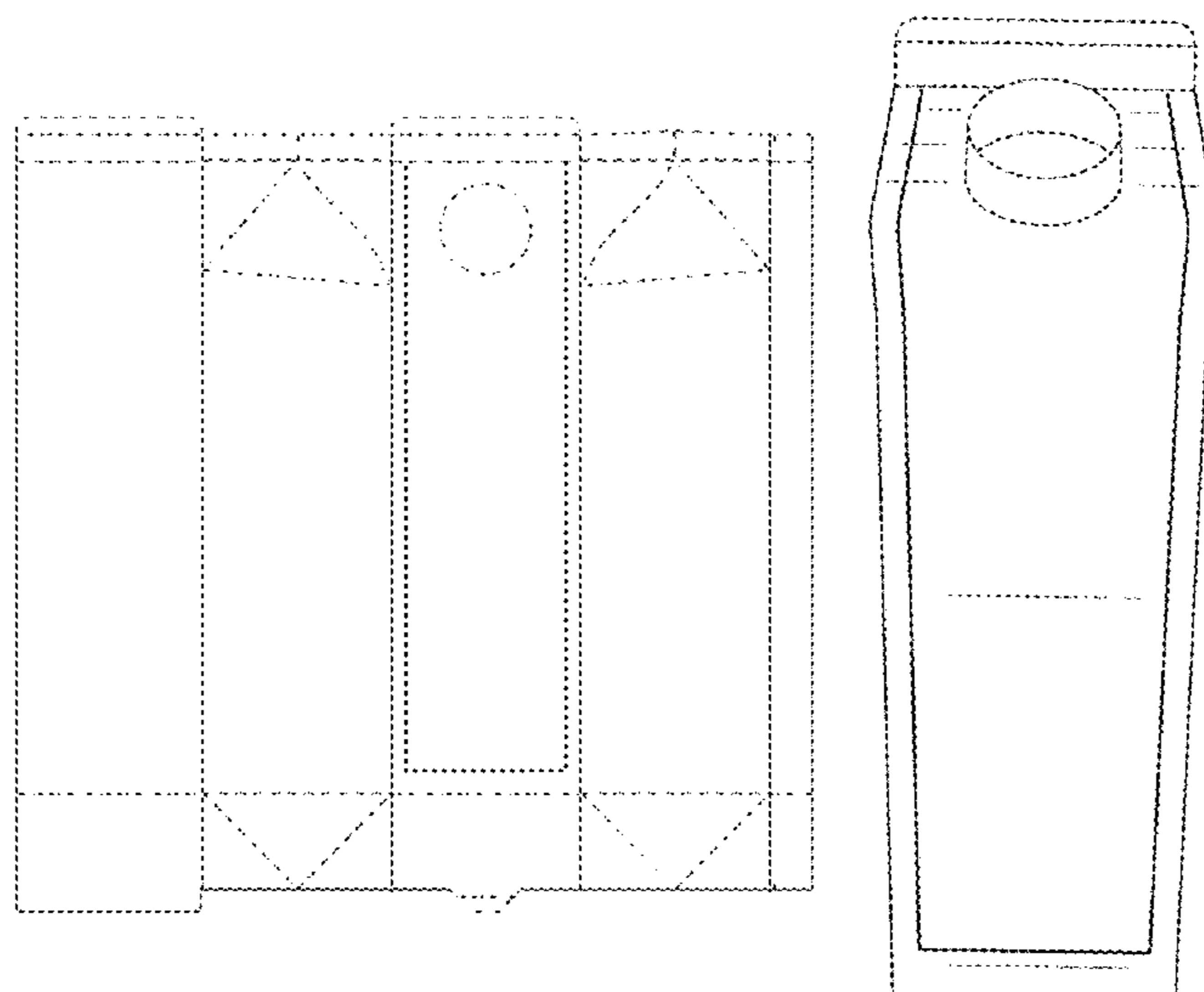
(57) **CLAIM**

The ornamental design for a packaging and blank therefor,
as shown and described.

DESCRIPTION

FIG. 1 is a plan view of a packaging and blank therefor
shown in an unfolded state showing our new design.
FIG. 2 is a rear elevational view of the packaging and blank
therefor shown in an erected configuration.
FIG. 3 is a front elevational view thereof.
FIG. 4 is left side elevational view thereof, the other side
being a mirror image thereof.
FIG. 5 is a rear plan view of the packaging and blank
therefor shown in FIG. 1 in a folded state; and,
FIG. 6 is a front plan view of the packaging and blank
therefor shown in FIG. 5.
The portions of the design shown in broken lines are for
environmental purposes only and form no part of the
claimed design.

1 Claim, 6 Drawing Sheets



(56)

References Cited

U.S. PATENT DOCUMENTS

D699,105 S * 2/2014 Franic D9/431
D721,957 S 2/2015 Scales et al.
9,452,859 B2 * 9/2016 Franic B65D 5/067
2006/0144912 A1 * 7/2006 Franic B65D 5/029
229/125.15
2007/0170233 A1 * 7/2007 Fontanazzi B65D 5/067
229/137

FOREIGN PATENT DOCUMENTS

JP D1458192 S 12/2012
JP D1450074 S 8/2015

* cited by examiner

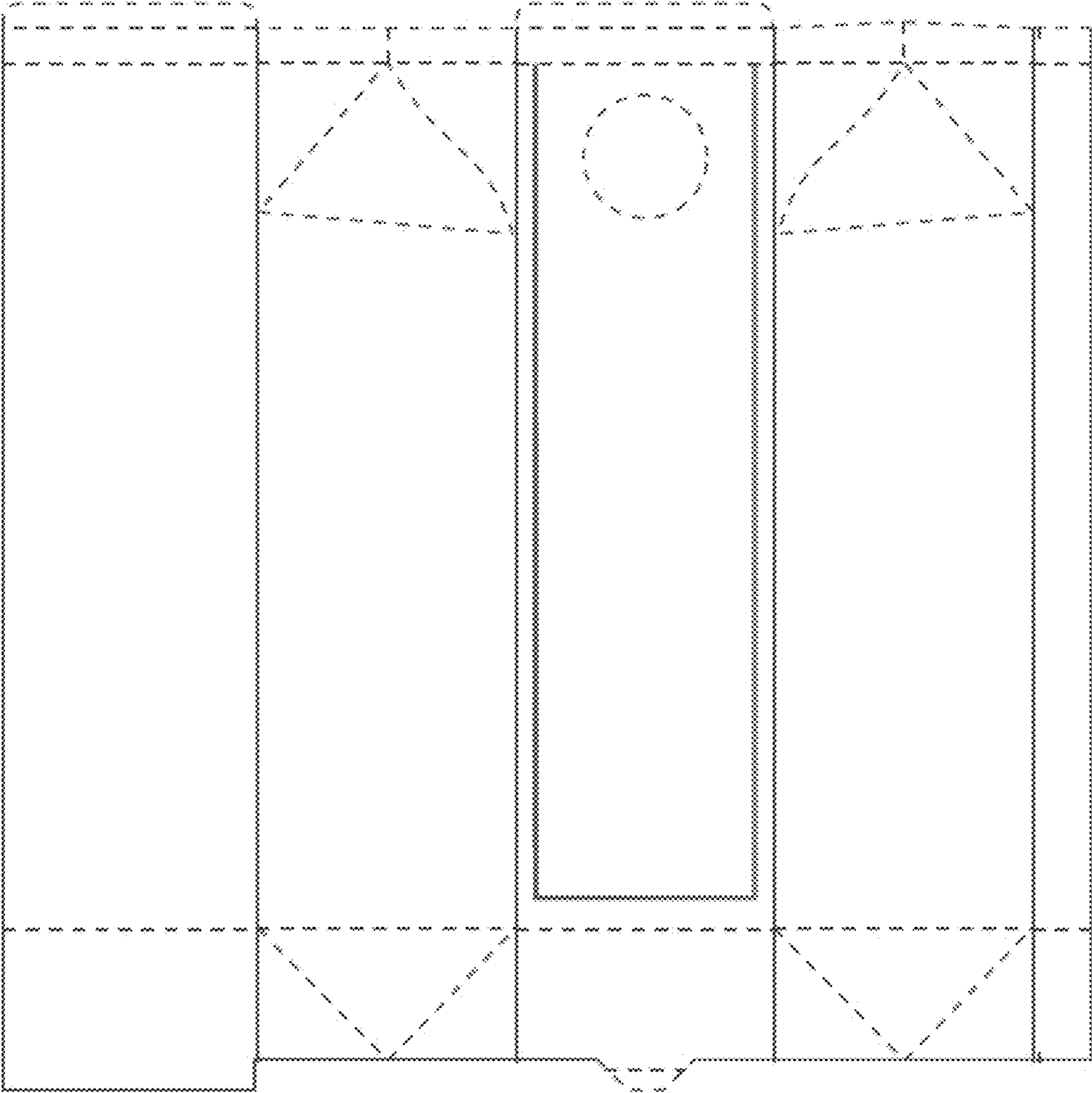


Fig. 1




Fig. 2




Fig. 3




Fig. 4




Fig. 5

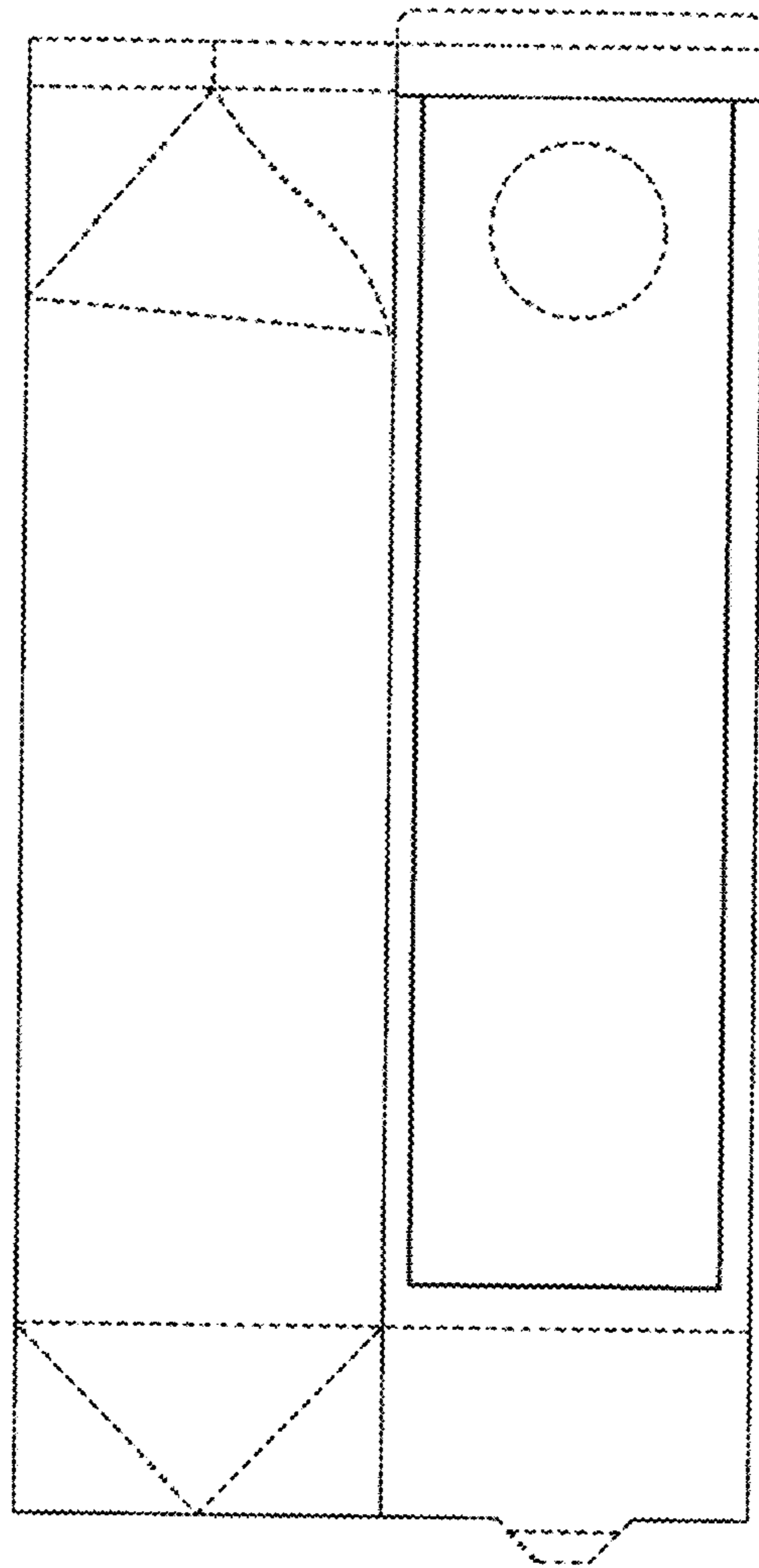


Fig. 6