



US00D786055S

(12) **United States Design Patent**
Sola et al.

(10) **Patent No.:** **US D786,055 S**
(45) **Date of Patent:** **** May 9, 2017**

- (54) **FASTENING DEVICE**
- (71) Applicant: **Hickies, Inc.**, Brooklyn, NY (US)
- (72) Inventors: **Kyle Sola**, South Setauket, NY (US);
Gaston Frydlewski, Brooklyn, NY (US)
- (73) Assignee: **Hickies, Inc.**, Brooklyn, NY (US)
- (**) Term: **15 Years**
- (21) Appl. No.: **29/561,464**
- (22) Filed: **Apr. 15, 2016**
- (51) **LOC (10) Cl.** **08-08**
- (52) **U.S. Cl.**
USPC **D8/383**; D8/394; D2/978
- (58) **Field of Classification Search**
USPC D8/383, 356, 382, 394, 396, 499;
D3/318, 215; D2/978
CPC B65D 63/00; F16B 2/26; Y10T 24/1498;
Y10T 24/14; Y10T 24/141; Y10T 24/26;
Y10T 24/45251; Y10T 24/45277; Y10T
24/314; Y10T 24/37; Y10T 24/3787;
Y10T 24/268; A43C 11/22; A44B
17/0023
See application file for complete search history.

(56) **References Cited**

U.S. PATENT DOCUMENTS

565,884 A	8/1896	Emmons	
672,506 A *	4/1901	Godward	A45D 2/18 132/247
830,902 A	9/1906	Keller	
1,678,241 A	7/1928	Benz	
1,685,489 A	9/1928	Jansen	
D89,286 S	2/1933	Rosenthal	
1,945,932 A *	2/1934	Caley	A45D 2/18 132/247
D177,723 S	5/1956	Doherty	
D194,177 S *	12/1962	Swett	D6/546
3,193,950 A	7/1965	Liou	

- 3,731,350 A 5/1973 Diebold
 - 4,112,988 A 9/1978 Nelson
 - 4,486,965 A 12/1984 Friton
 - 5,214,826 A 6/1993 Fortune
 - 5,239,732 A 8/1993 Steven
- (Continued)

OTHER PUBLICATIONS

International Search Report and Written Opinion for International Patent Application No. PCT/US12/41713.

Primary Examiner — Sandra Snapp
Assistant Examiner — Ieisha Price
(74) *Attorney, Agent, or Firm* — Venable LLP; Steven J. Schwarz; Trent B. Ostler

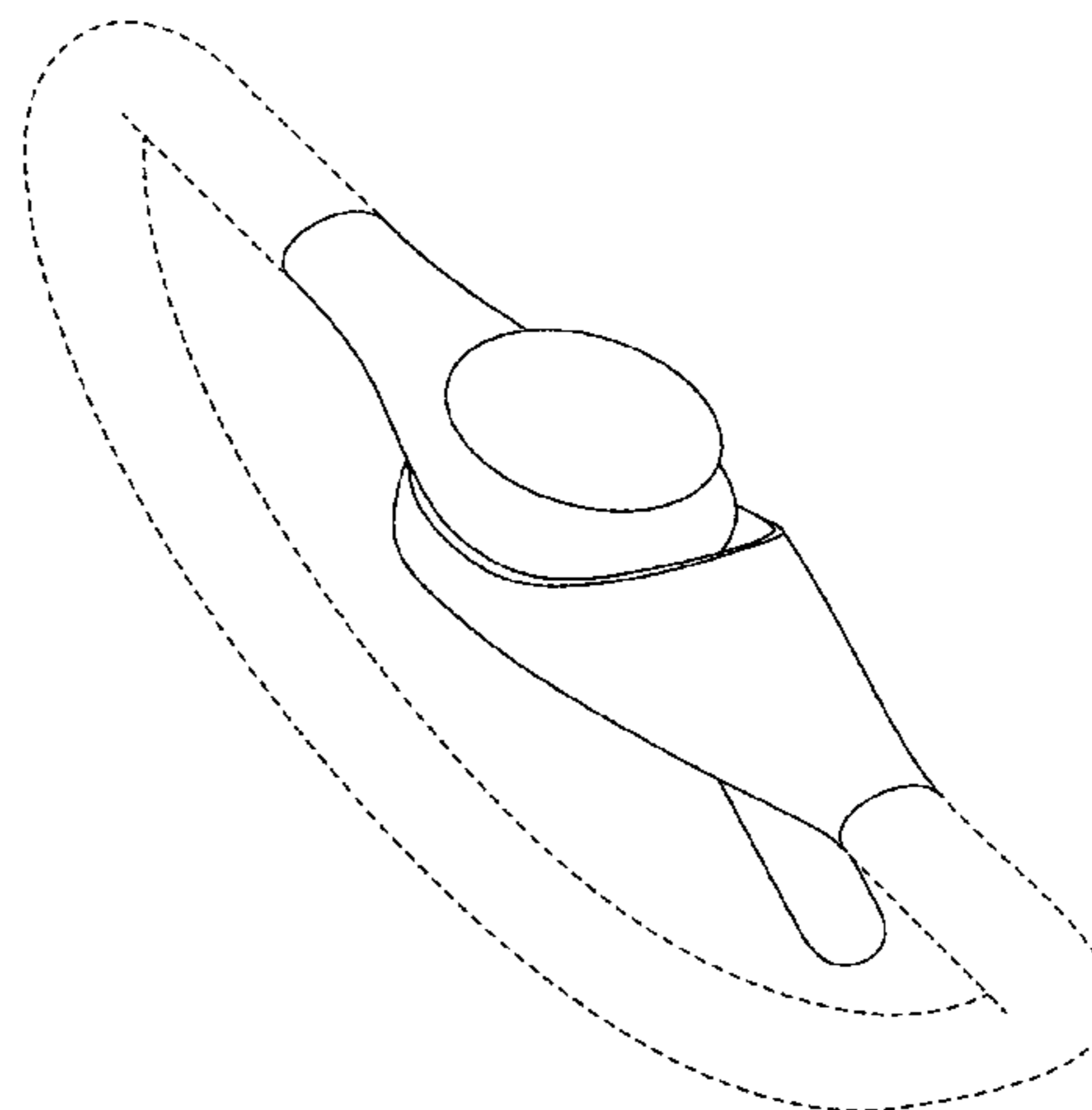
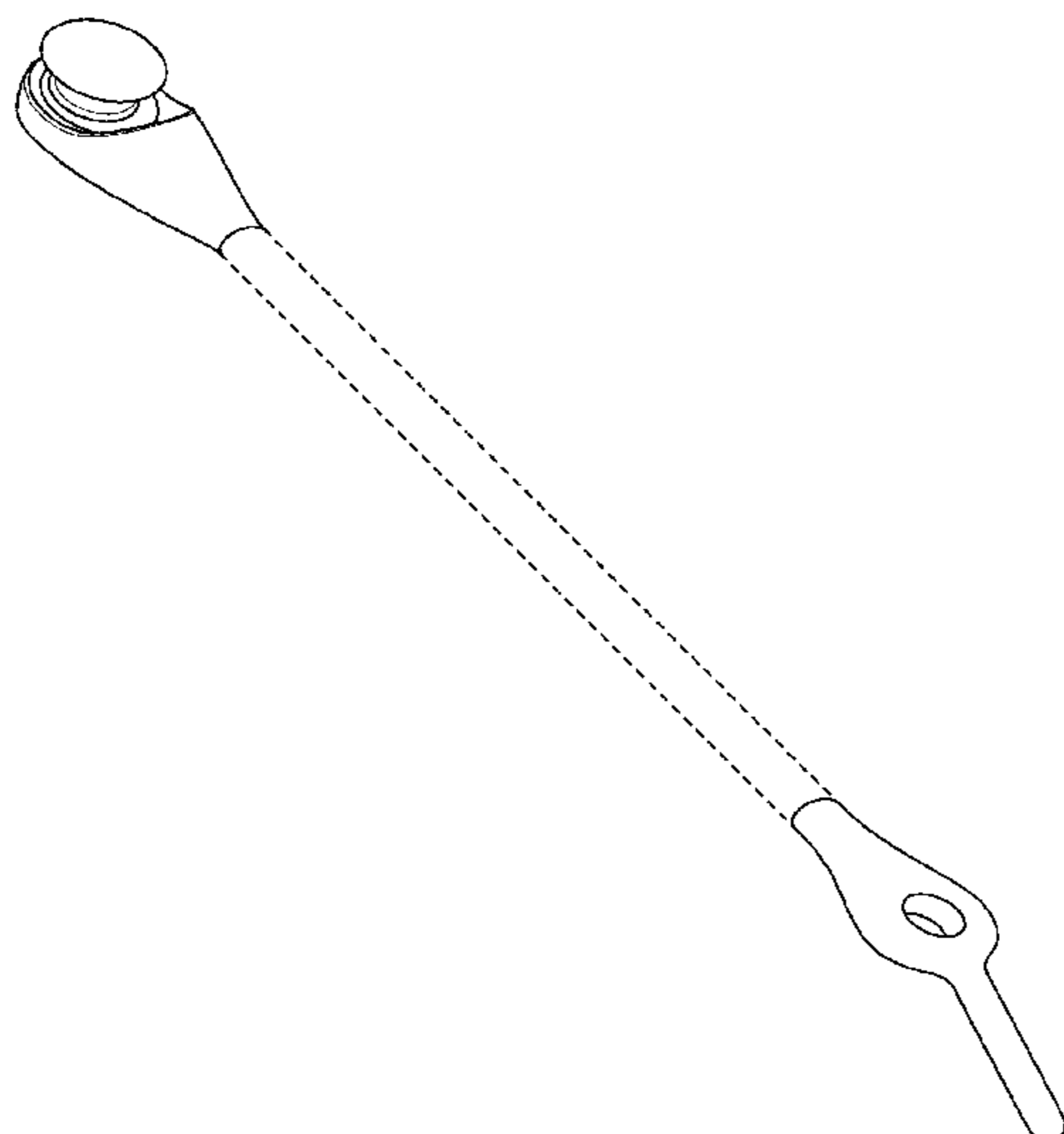
(57) **CLAIM**

The ornamental design for a fastening device, as shown and described.

DESCRIPTION

FIG. 1 is a front perspective view of a fastening device. FIG. 2 is a top view of the fastening device shown in FIG. 1. FIG. 3 is bottom view of the fastening device shown in FIG. 1. FIG. 4 is a left side view of the fastening device shown in FIG. 1. FIG. 5 is a right perspective view of the fastening device shown in FIG. 1, showing the opposing ends coupled together. FIG. 6 is a bottom view of the fastening device shown in FIG. 1, showing the opposing ends coupled together; and, FIG. 7 is a right side view of the fastening device according to FIG. 1, showing the opposing ends coupled together. The broken lines in the drawings illustrate portions of the fastening device and form no part of the claimed design. The right side view of the fastening device is a mirror image of FIG. 4.

1 Claim, 5 Drawing Sheets



(56)

References Cited

U.S. PATENT DOCUMENTS

5,388,315 A 2/1995 Jones
 5,537,763 A 7/1996 Donnadieu et al.
 5,639,244 A 6/1997 Stricklin
 5,692,276 A 12/1997 Paxton
 6,073,315 A * 6/2000 Rasmussen B65D 63/1018
 24/16 PB
 6,401,304 B1 * 6/2002 Dossett B65D 83/0088
 24/16 PB
 6,490,767 B2 12/2002 Haiduk
 6,701,589 B1 3/2004 Kliewer
 D503,034 S 3/2005 Choi
 D543,833 S 6/2007 Folk et al.
 7,506,420 B2 3/2009 Frydlewski
 D614,855 S 5/2010 Inohara et al.
 D615,385 S 5/2010 Arendt
 D628,936 S * 12/2010 Edelstein D11/200
 D641,708 S * 7/2011 Yamauchi D13/154
 D672,230 S 12/2012 Laverack et al.
 D678,000 S * 3/2013 Lee D7/669
 D686,909 S * 7/2013 Frydlewski D2/978
 D724,935 S * 3/2015 Warner D8/356
 D729,054 S * 5/2015 Chen D8/356
 D734,605 S * 7/2015 Van Der Pol D2/978

D736,514 S * 8/2015 Lach D2/978
 D752,333 S * 3/2016 Van Der Pol D2/978
 9,382,051 B2 * 7/2016 Creao B65D 85/04
 D774,879 S * 12/2016 Martinson D8/394
 D776,990 S * 1/2017 To D7/683
 2003/0140459 A1 7/2003 Strange et al.
 2004/0139583 A1 7/2004 Wendle
 2005/0251967 A1 11/2005 McNeill
 2006/0168785 A1 8/2006 Kraft et al.
 2006/0254089 A1 * 11/2006 Frydlewski A43C 11/00
 36/50.1
 2009/0235494 A1 * 9/2009 Browne B65D 63/12
 24/16 R
 2009/0242439 A1 10/2009 Talley
 2009/0260267 A1 * 10/2009 Evans G09F 21/02
 40/636
 2010/0293767 A1 11/2010 Talley
 2010/0325849 A1 12/2010 Clayton
 2012/0192385 A1 * 8/2012 Burdett B60P 7/0823
 24/369
 2013/0199020 A1 * 8/2013 Frydlewski A43B 3/0078
 29/525.01
 2016/0325897 A1 * 11/2016 Kierstead H02G 3/30
 2016/0338455 A1 * 11/2016 Chuan A44B 19/305
 2016/0340093 A1 * 11/2016 Muller F16L 33/035

* cited by examiner

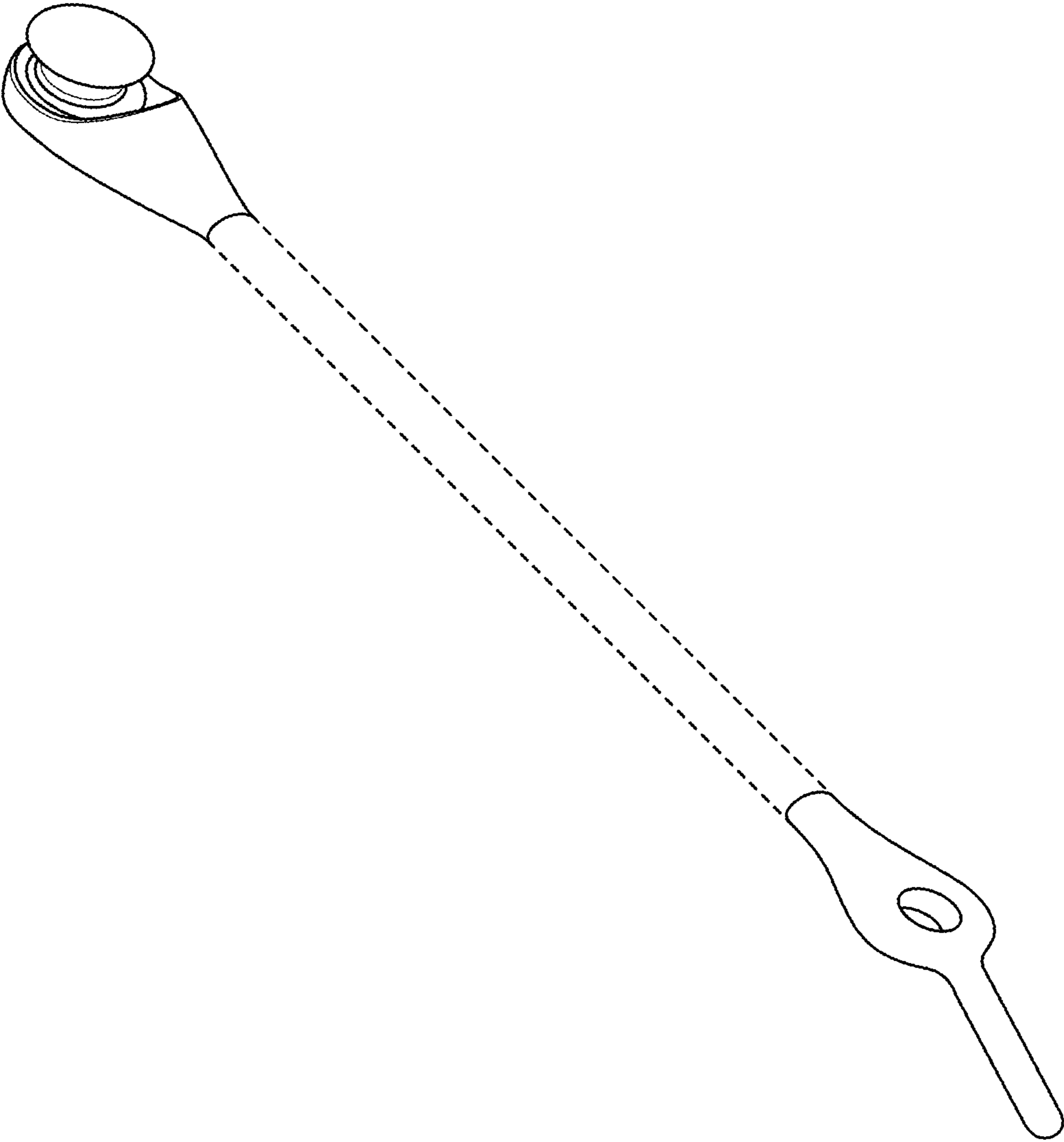


FIG. 1

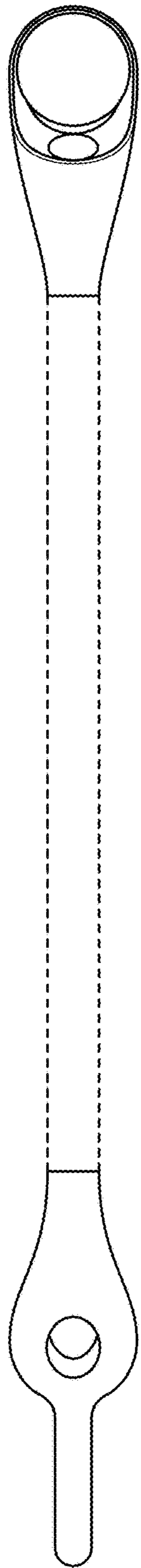


FIG. 2

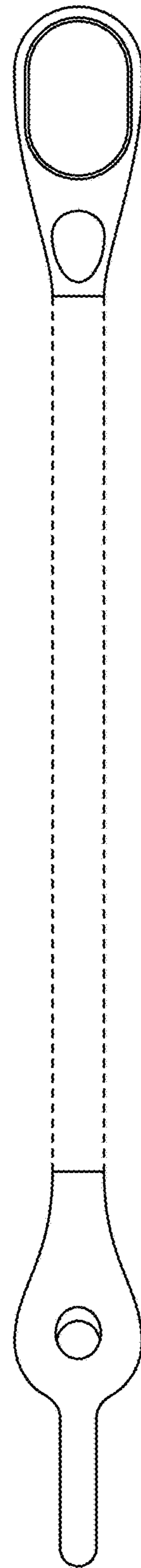


FIG. 3

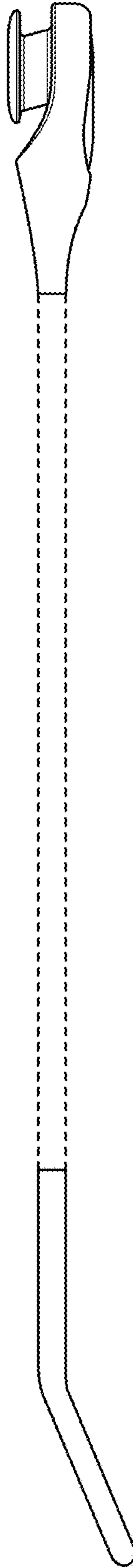


FIG. 4

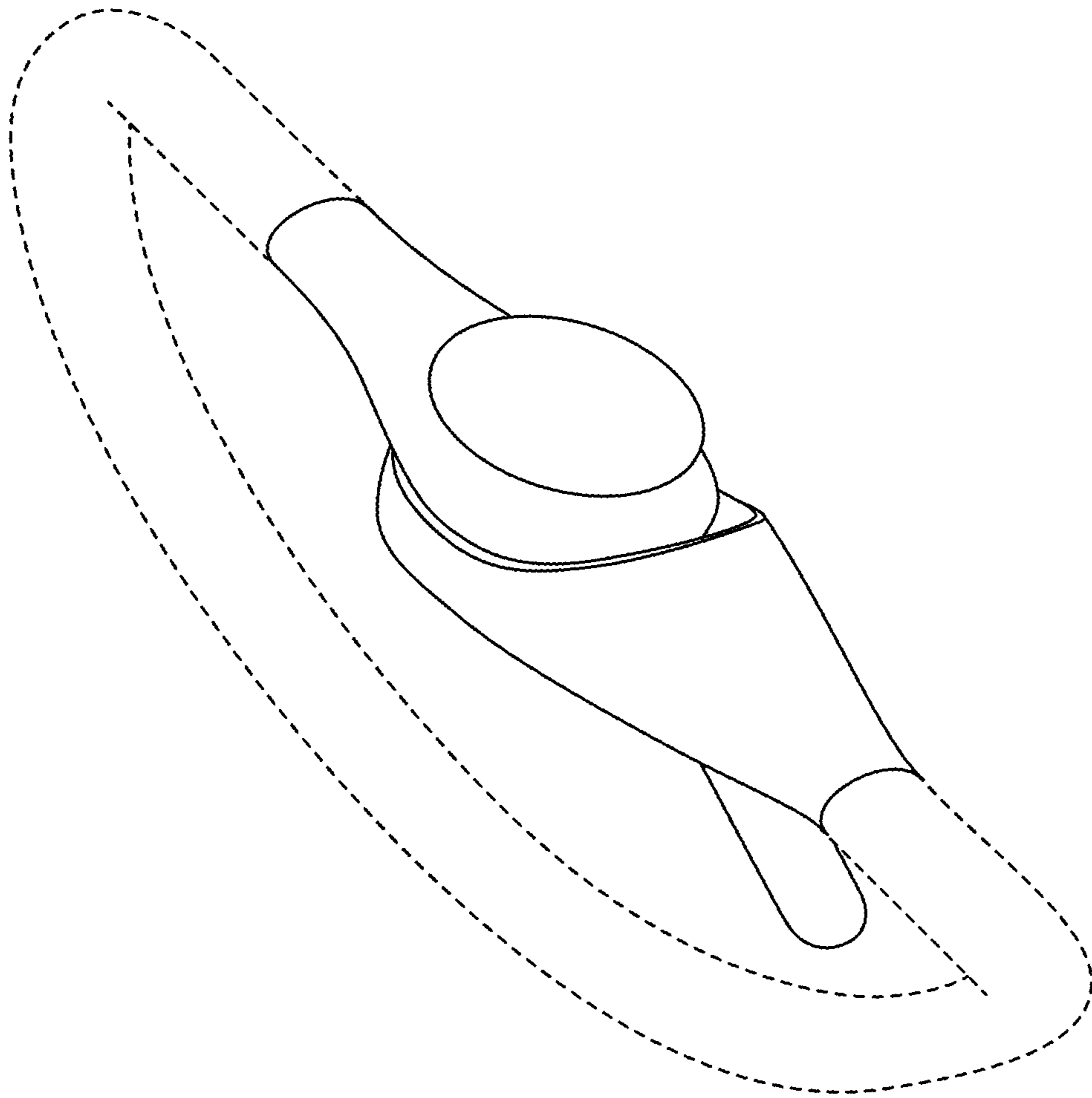


FIG. 5




FIG. 7

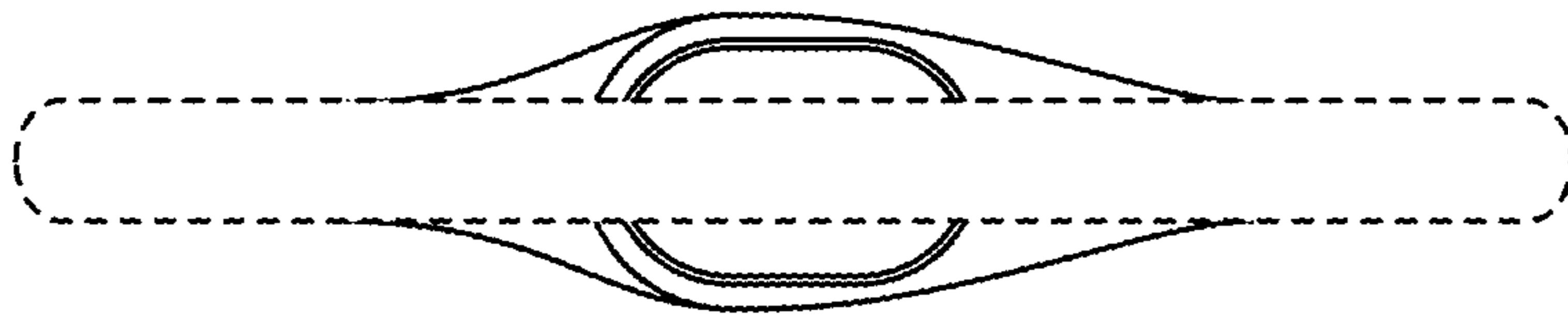


FIG. 6