



US00D786053S

(12) **United States Design Patent** (10) **Patent No.:** **US D786,053 S**
Fabis (45) **Date of Patent:** **** May 9, 2017**

(54) **CLIP** 6,186,456 B1 * 2/2001 Marsh A47B 96/022
108/108
(71) Applicant: **Paul Fabis**, Westmoreland, NH (US) D523,327 S * 6/2006 Clarke D8/380
D606,386 S * 12/2009 Fernandez D8/381
(72) Inventor: **Paul Fabis**, Westmoreland, NH (US) D653,937 S * 2/2012 Kitten D8/381
9,243,400 B2 * 1/2016 Fabis E04F 13/21
(**) Term: **15 Years** 2005/0217196 A1 10/2005 Fogg
2009/0056255 A1 3/2009 Barton
2014/0245683 A1 * 9/2014 Fabis E04F 13/21
(21) Appl. No.: **29/539,476** 52/309.4
(22) Filed: **Sep. 15, 2015** 2016/0369943 A1 * 12/2016 Fabis F16M 13/02

Related U.S. Application Data

(63) Continuation-in-part of application No. 14/623,108, filed on Feb. 16, 2015, now Pat. No. 9,243,400, which is a continuation of application No. 14/195,110, filed on Mar. 3, 2014, now Pat. No. 8,955,280.
(51) **LOC (10) Cl.** **08-05**
(52) **U.S. Cl.**
USPC **D8/380**
(58) **Field of Classification Search**
USPC D8/380, 373, 381
CPC E04B 1/40; F16M 13/022; F16M 1/7675;
F16M 2/56
See application file for complete search history.

References Cited

U.S. PATENT DOCUMENTS

2,849,756 A * 9/1958 Gundel E04D 3/3601
29/525
3,218,771 A 11/1965 Horn
3,359,697 A 12/1967 Smith et al.
3,471,112 A * 10/1969 MacDonald A47B 96/068
108/109
3,950,900 A * 4/1976 Simpson E04D 13/1625
52/22
4,257,204 A 3/1981 Rieger
4,287,839 A 9/1981 Severin et al.
4,495,741 A 1/1985 Pasiecznik
D289,495 S * 4/1987 Hughes D6/567
4,909,465 A * 3/1990 Lyman A47B 96/068
108/108

OTHER PUBLICATIONS

Non-Final Rejection of U.S. Appl. No. 14/195,110, Notification Date Jun. 19, 2014.
Final Rejection of U.S. Appl. No. 14/195,110, Notification Date Sep. 22, 2014.
Non-Final Rejection of U.S. Appl. No. 14/623,108, Notification Date May 18, 2015.

* cited by examiner

Primary Examiner — Lakiya Rogers
Assistant Examiner — Harold E Blackwell, II
(74) *Attorney, Agent, or Firm* — Lambert & Associates;
Gary E. Lambert; David J. Connaughton, Jr.

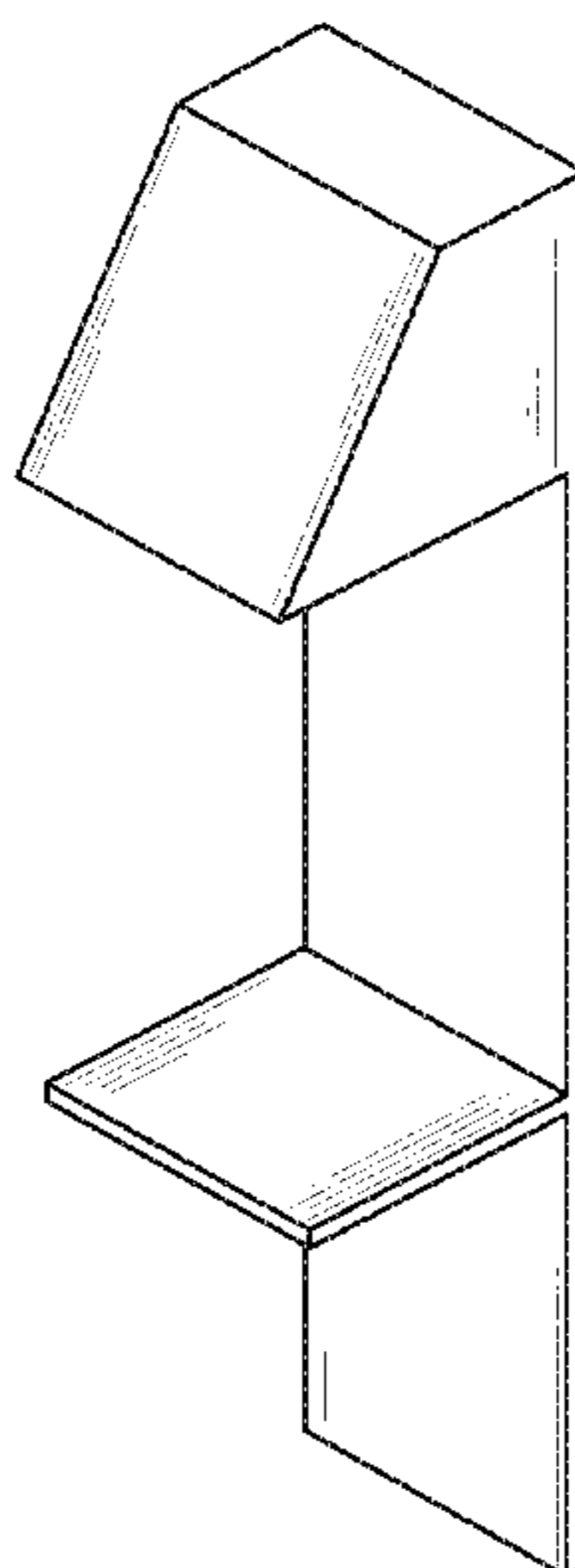
CLAIM

(57) The ornamental design for a clip, as shown and described.

DESCRIPTION

FIG. 1 is a perspective view of the clip, which embodies my design;
FIG. 2 is a rear perspective view of the clip;
FIG. 3 is a left side view thereof;
FIG. 4 is a right side view thereof;
FIG. 5 is a front view thereof;
FIG. 6 is a top elevation view thereof; and,
FIG. 7 is a bottom elevation view thereof.

1 Claim, 3 Drawing Sheets



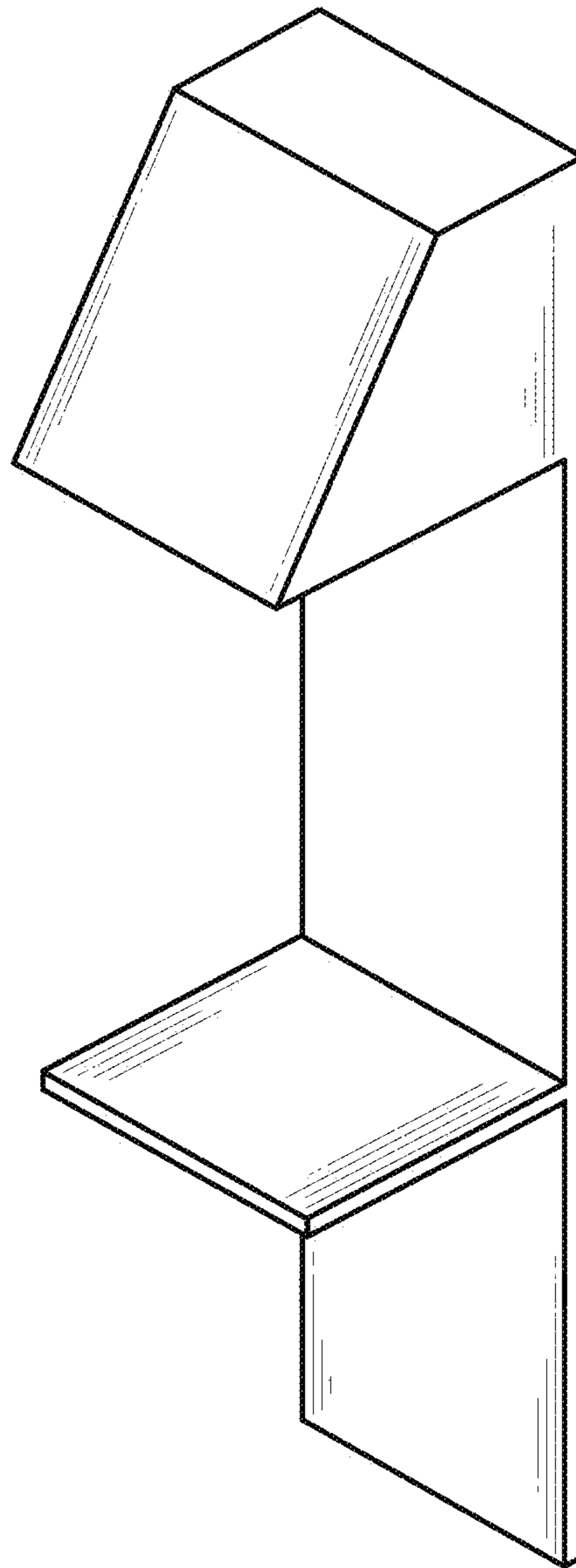


Fig. 1

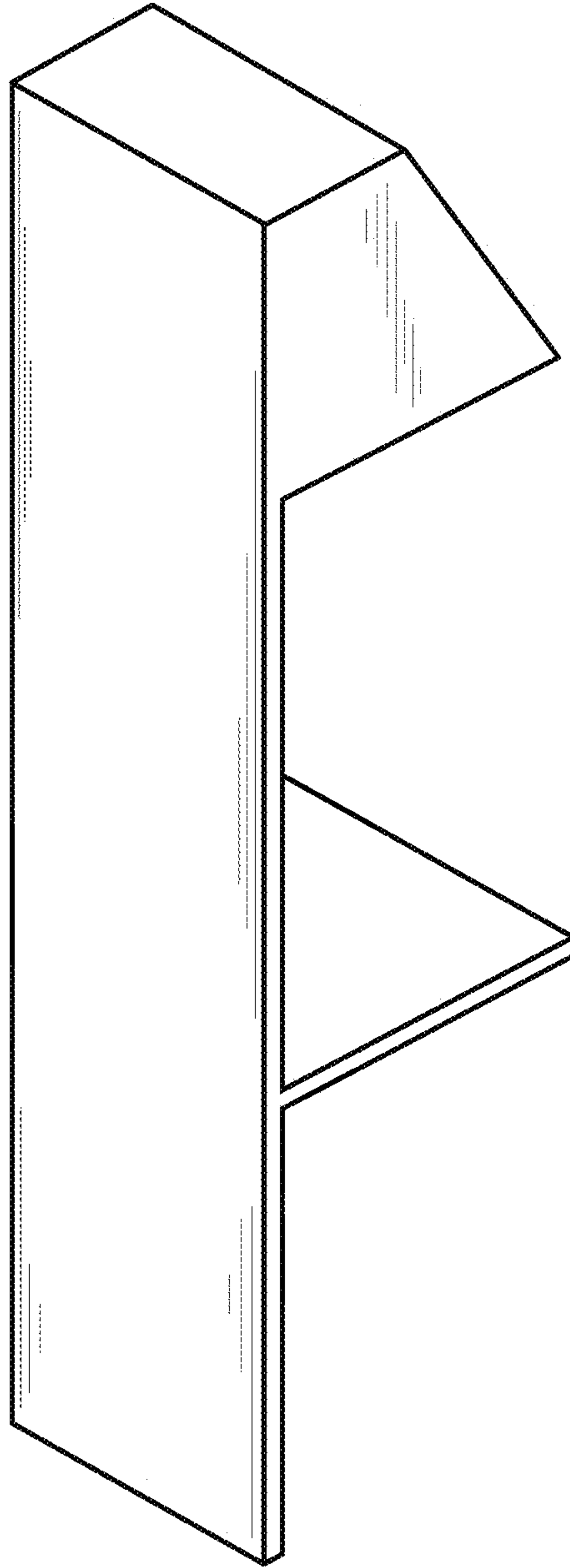


Fig. 2



Fig. 3




Fig. 4




Fig. 5




Fig. 6




Fig. 7