



US00D786018S

(12) **United States Design Patent** (10) **Patent No.:** **US D786,018 S**
Willows et al. (45) **Date of Patent:** **** May 9, 2017**

- (54) **BOTTLE**
- (71) Applicant: **Amphipod, Inc.**, Seattle, WA (US)
- (72) Inventors: **Keith S. Willows**, Seattle, WA (US);
June A. Angus, Seattle, WA (US);
Antonio Del Rosario, Bellevue, WA (US)
- (73) Assignee: **AMPHIPOD, INC.**, Seattle, WA (US)
- (**) Term: **15 Years**
- (21) Appl. No.: **29/556,640**
- (22) Filed: **Mar. 2, 2016**
- (51) **LOC (10) Cl.** **07-01**
- (52) **U.S. Cl.**
USPC **D7/510; D7/536; D7/509; D9/550;**
D9/553
- (58) **Field of Classification Search**
USPC **D7/509, 510, 511, 523, 529, 532, 533,**
D7/535, 536, 300, 300.1, 608, 629, 318,
D7/392.1, 396.2, 387, 304-315, 300.2,
D7/396.1, 391, 524, 537; D9/661, 503,
D9/504, 531, 530, 566, 544, 549, 550,
D9/553, 554, 516, 537; 215/228, 229;
220/592.2, 592.16, 592.17
CPC **A45F 3/16; A47G 19/2266; A47J 43/27;**
B65D 47/066
See application file for complete search history.

(56) **References Cited**

U.S. PATENT DOCUMENTS

- D258,497 S * 3/1981 Hartmann D9/529
- D474,367 S * 5/2003 Turchi D7/316
- D528,921 S * 9/2006 Leoncavallo D7/511
- D575,583 S * 8/2008 Morgan D7/509

- D618,508 S * 6/2010 George D7/319
- D620,366 S * 7/2010 Bruscha D9/444
- D657,194 S * 4/2012 McIntire D7/510
- D704,001 S * 5/2014 Lane D7/509
- D724,896 S * 3/2015 Williams D7/511
- D736,562 S * 8/2015 Green D7/510
- D758,133 S * 6/2016 Peng D7/510
- D760,027 S * 6/2016 Meyers D7/510
- D766,090 S * 9/2016 Boroski D7/509
- D767,337 S * 9/2016 Boroski D7/510
- 2004/0256428 A1* 12/2004 Meggiolan B62J 11/00
224/414
- 2005/0115966 A1* 6/2005 Leoncavallo B65D 25/56
220/212.5
- 2007/0039959 A1* 2/2007 Choi A47G 19/2266
220/212.5

* cited by examiner

Primary Examiner — Marianne Pandozzi
Assistant Examiner — Jae Liang
(74) *Attorney, Agent, or Firm* — Lowe Graham Jones
PLLC

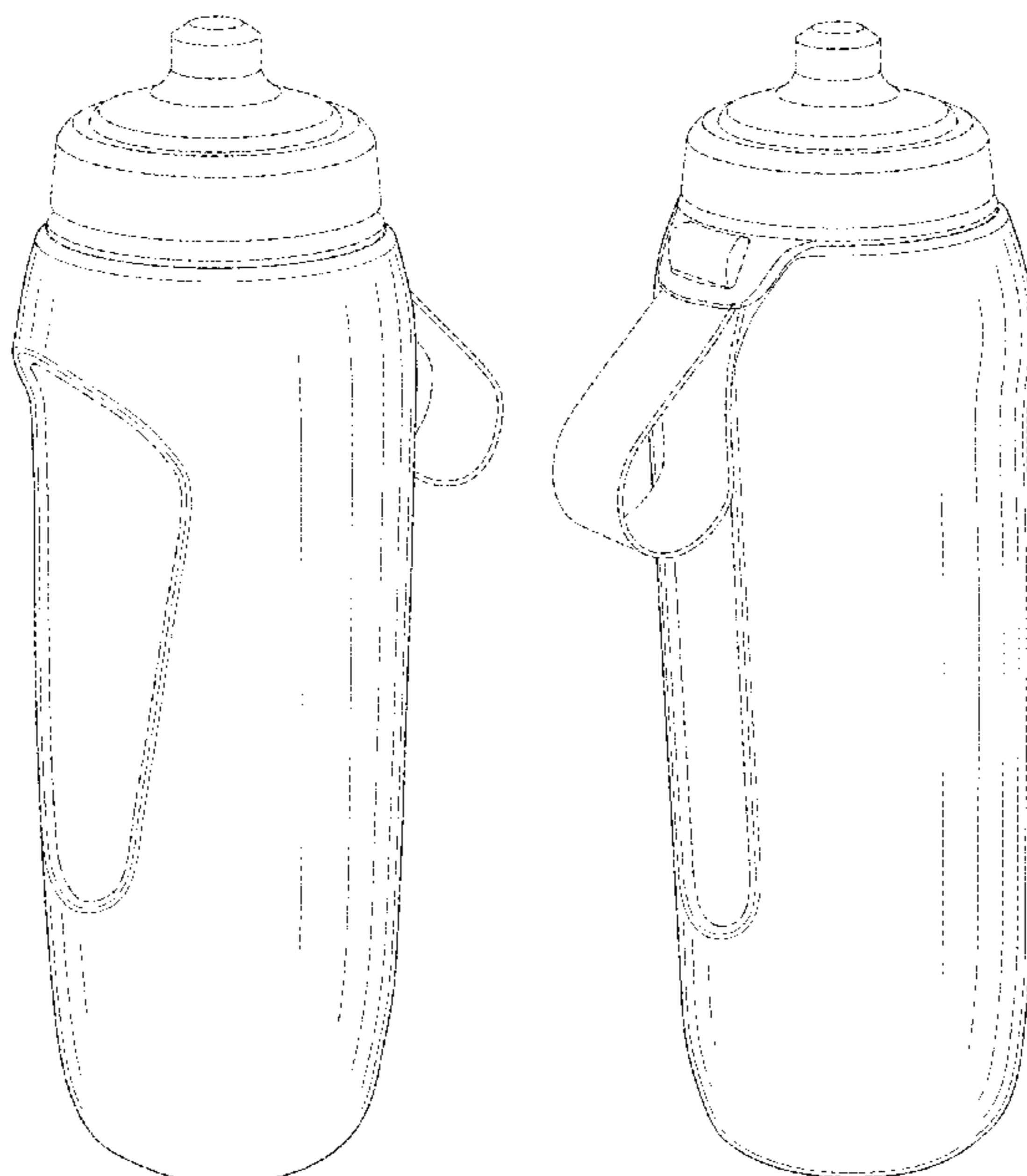
(57) **CLAIM**

The ornamental design for a bottle, as shown and described.

DESCRIPTION

FIG. 1 is a top front perspective view of a bottle showing our new design;
FIG. 2 is a top rear perspective view thereof;
FIG. 3 is a front view thereof;
FIG. 4 is a rear view thereof;
FIG. 5 is a left side view thereof; the right side view being a mirror image;
FIG. 6 is a top view thereof; and,
FIG. 7 is a bottom view thereof.
The broken lines in the drawing depict portions of the bottle that form no part of the claimed design.

1 Claim, 6 Drawing Sheets



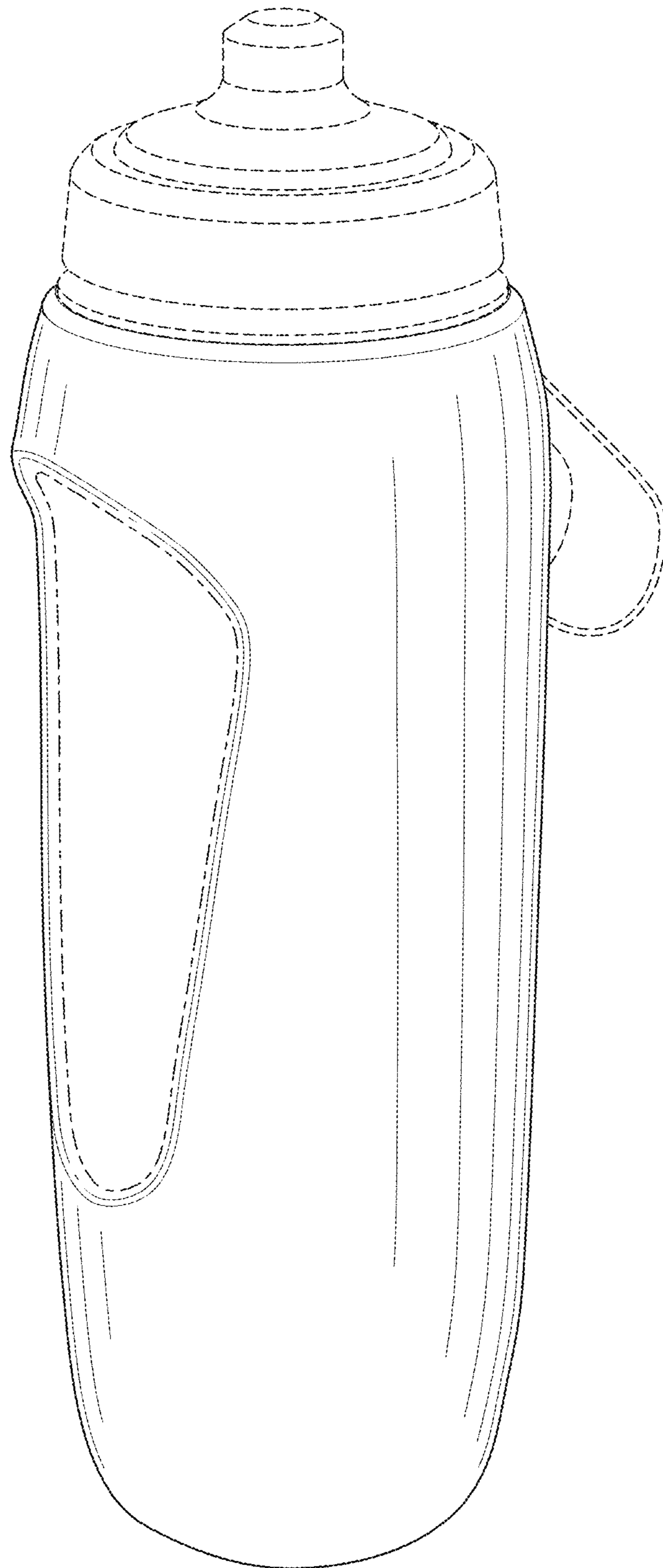


FIG. 1

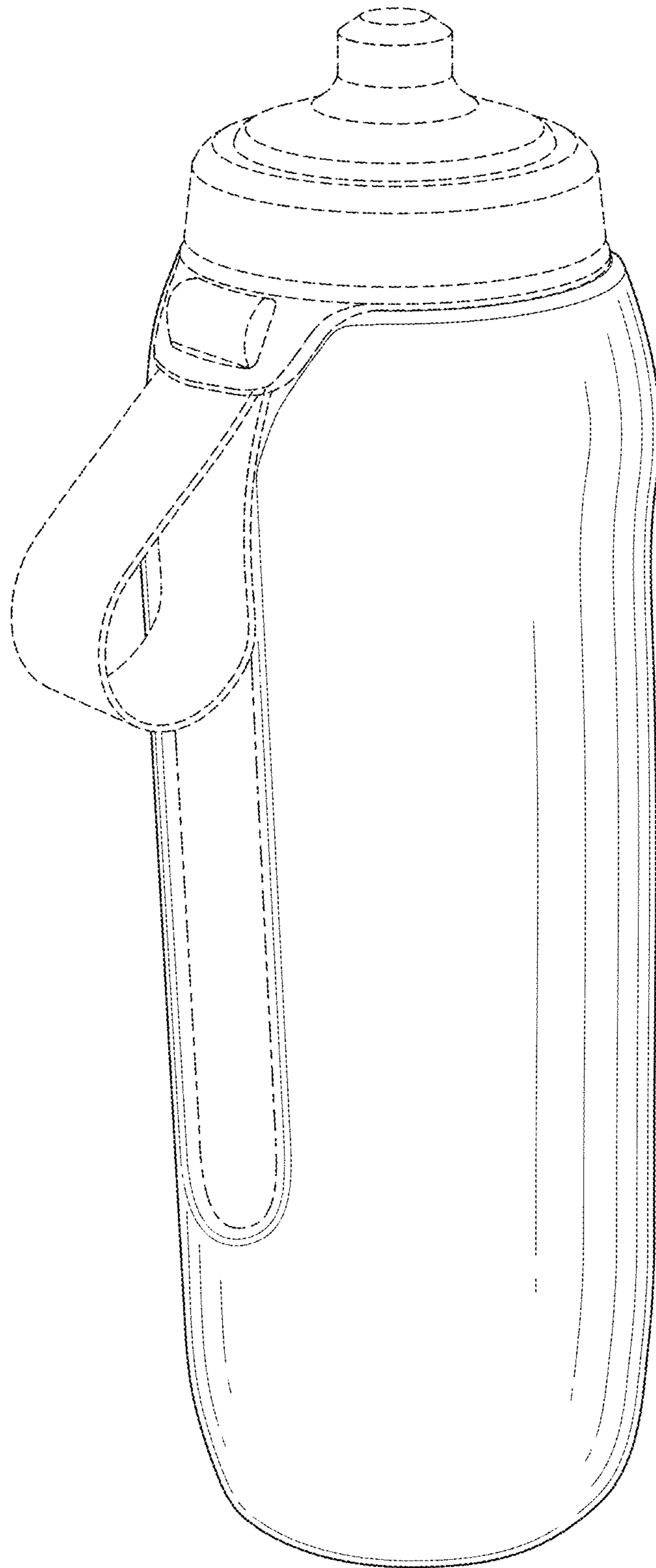


FIG. 2

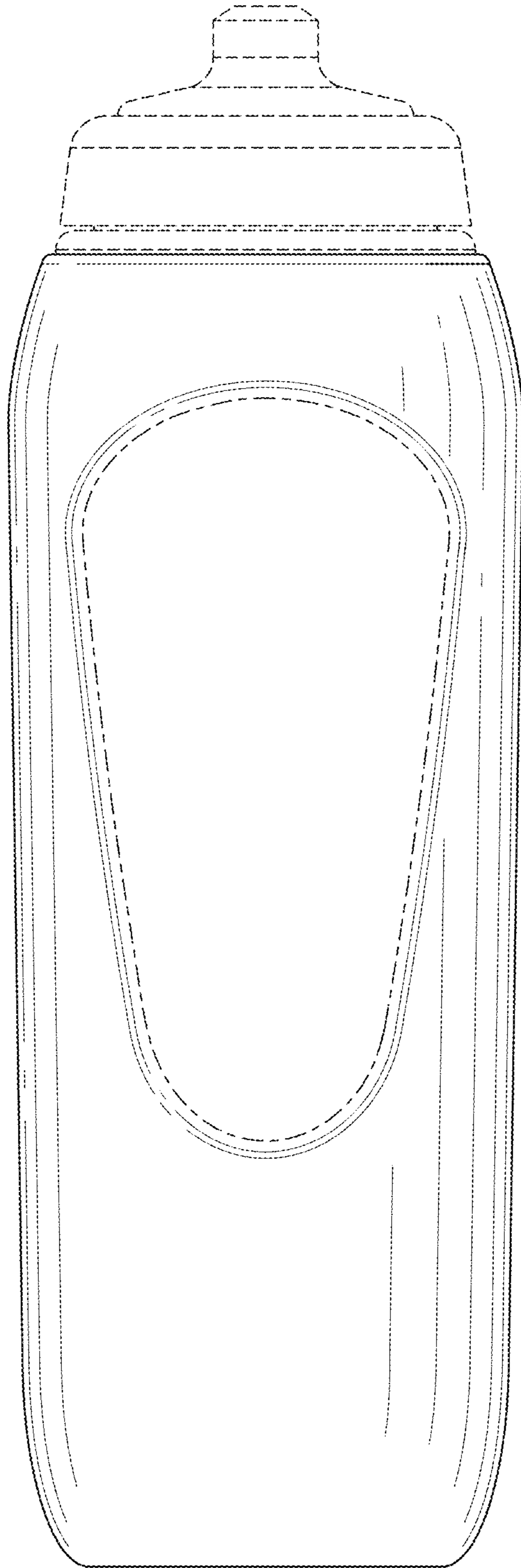


FIG. 3

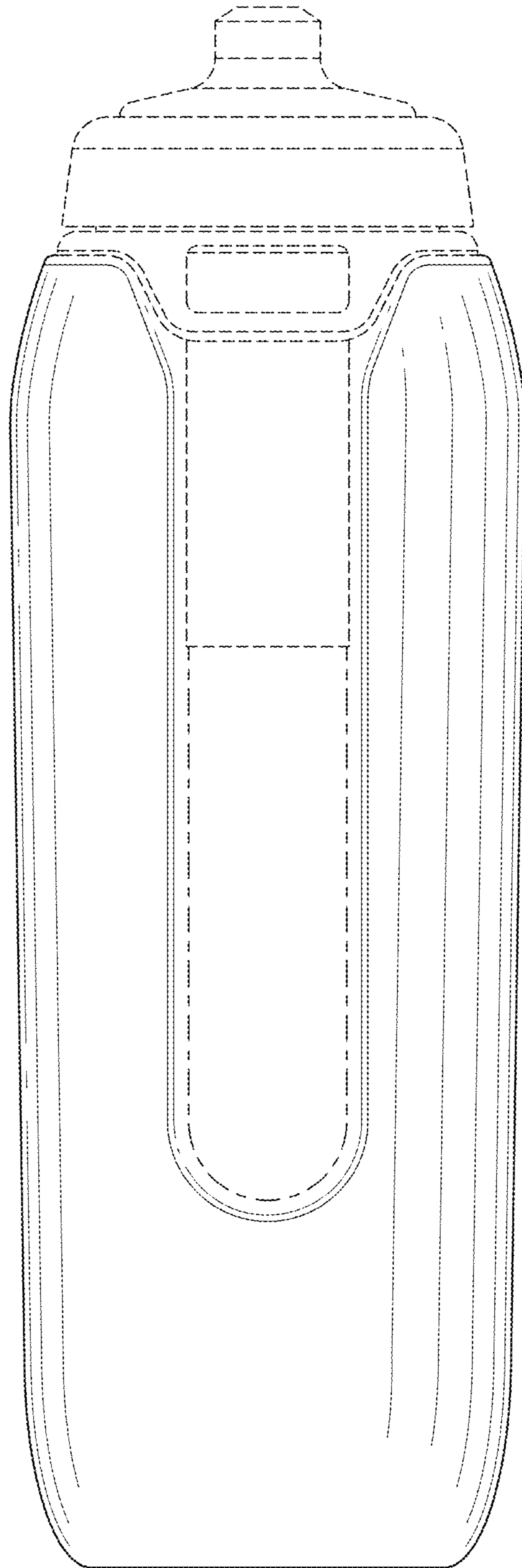


FIG. 4

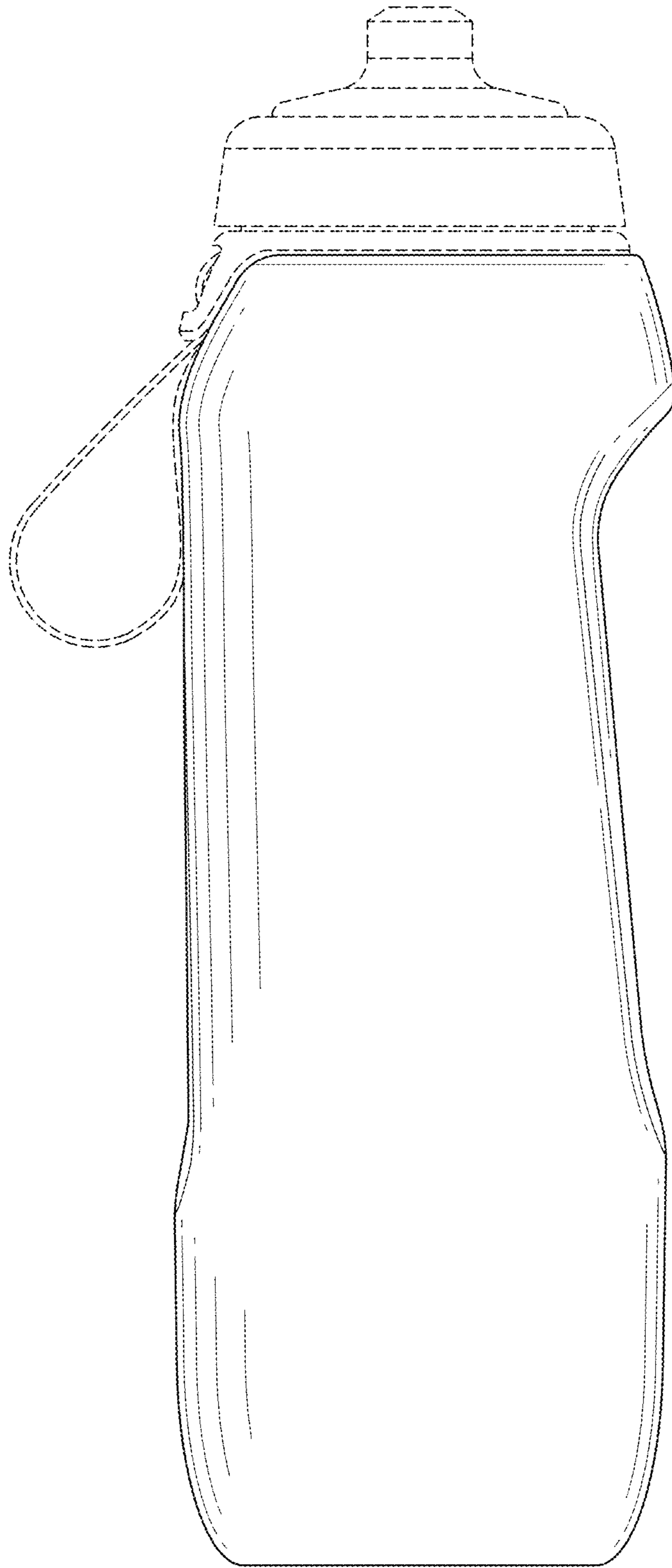


FIG. 5

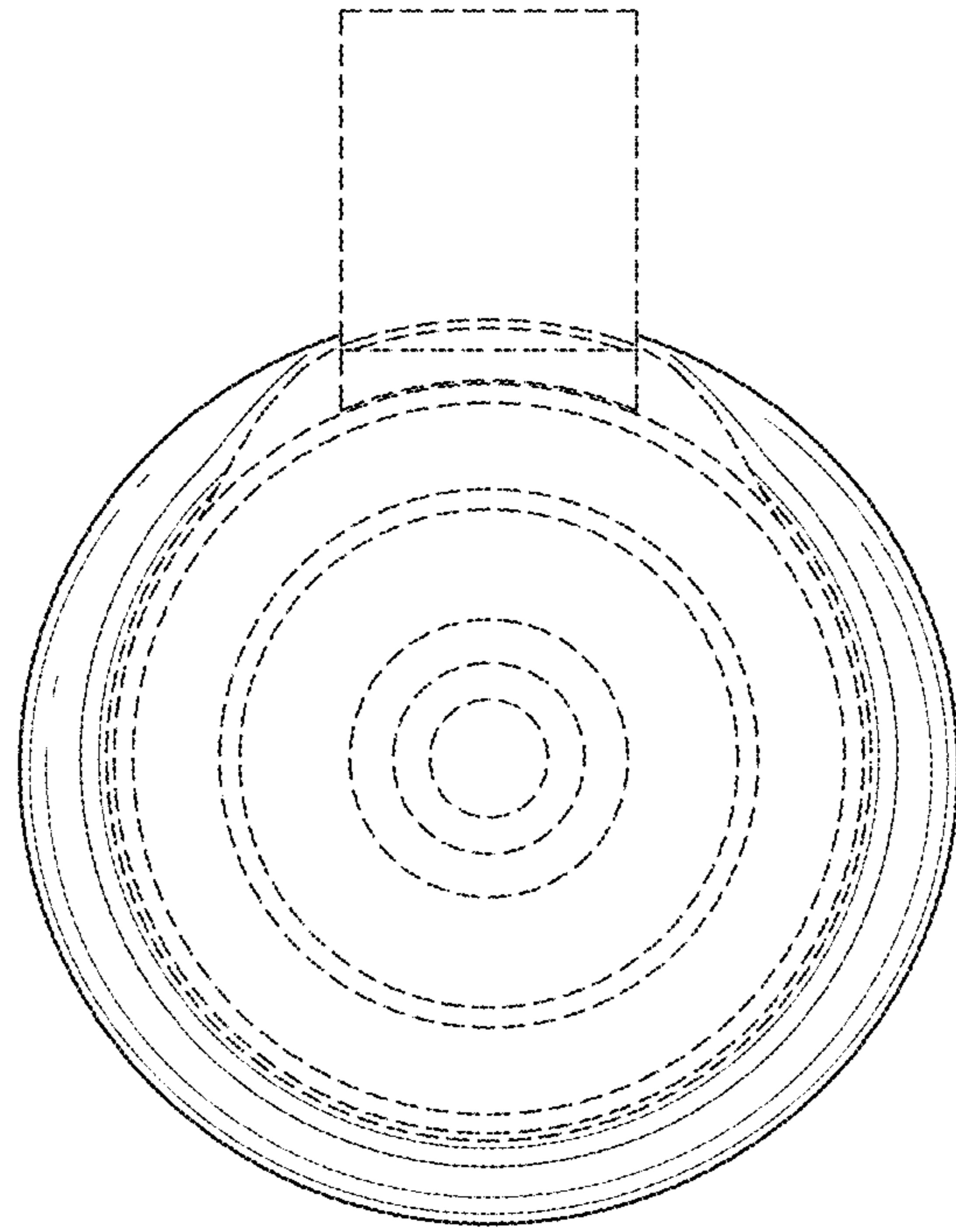


FIG. 6

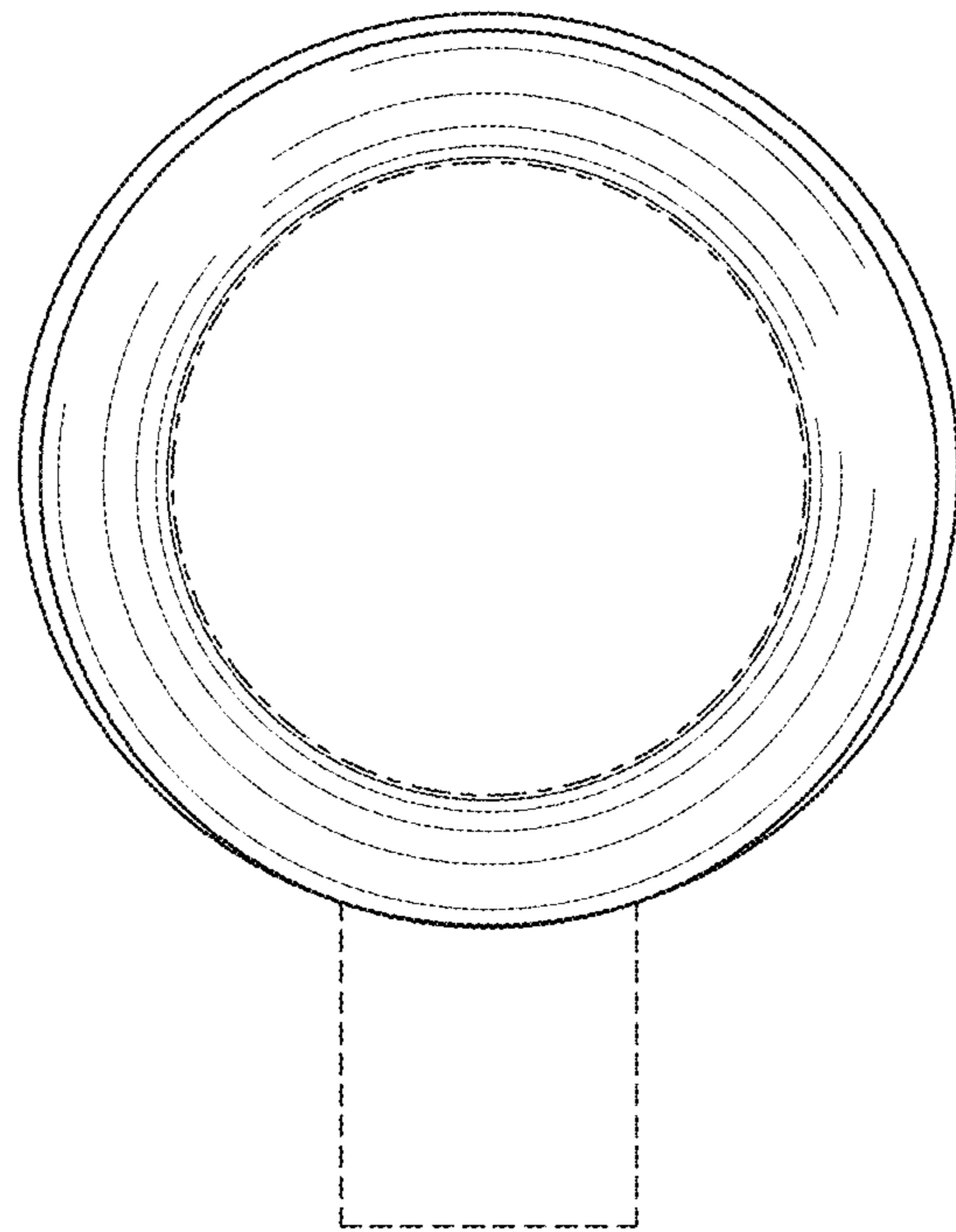


FIG. 7