



US00D786013S

(12) **United States Design Patent** (10) **Patent No.:** **US D786,013 S**
Rogers (45) **Date of Patent:** **** May 9, 2017**

(54) **BARBECUE LINER**
(71) Applicant: **Kenneth Colin Rogers**, Harrington Park (AU)
(72) Inventor: **Kenneth Colin Rogers**, Harrington Park (AU)
(**) Term: **14 Years**

6,910,476 B2 * 6/2005 Johnson A47J 37/0704
126/39 R
D572,967 S * 7/2008 Thomas D7/337
D671,361 S * 11/2012 Witzel D7/402
D753,956 S * 4/2016 Yang D7/402
2002/0069866 A1 * 6/2002 DeMars A47J 37/0704
126/38
2003/0192526 A1 * 10/2003 DeMars A47J 37/0704
126/38
2010/0180881 A1 * 7/2010 Chen A47J 37/0713
126/25 R

(21) Appl. No.: **29/510,528**
(22) Filed: **Nov. 30, 2014**

* cited by examiner

(30) **Foreign Application Priority Data**

Primary Examiner — Susan Bennett Hattan
Assistant Examiner — Brett Miller
(74) *Attorney, Agent, or Firm* — Michael J. Feigin, Esq.; Cheryl R. Figlin, Esq.

May 2, 2014 (AU) 20141245

(51) **LOC (10) Cl.** **07-02**
(52) **U.S. Cl.**
USPC **D7/402**

(57) **CLAIM**

The ornamental design for a barbecue liner, as shown and described.

(58) **Field of Classification Search**
USPC D7/331-337, 402-409; 126/25 R, 38
CPC A47J 37/07-37/0713; A47J 37/06-37/0611
See application file for complete search history.

DESCRIPTION

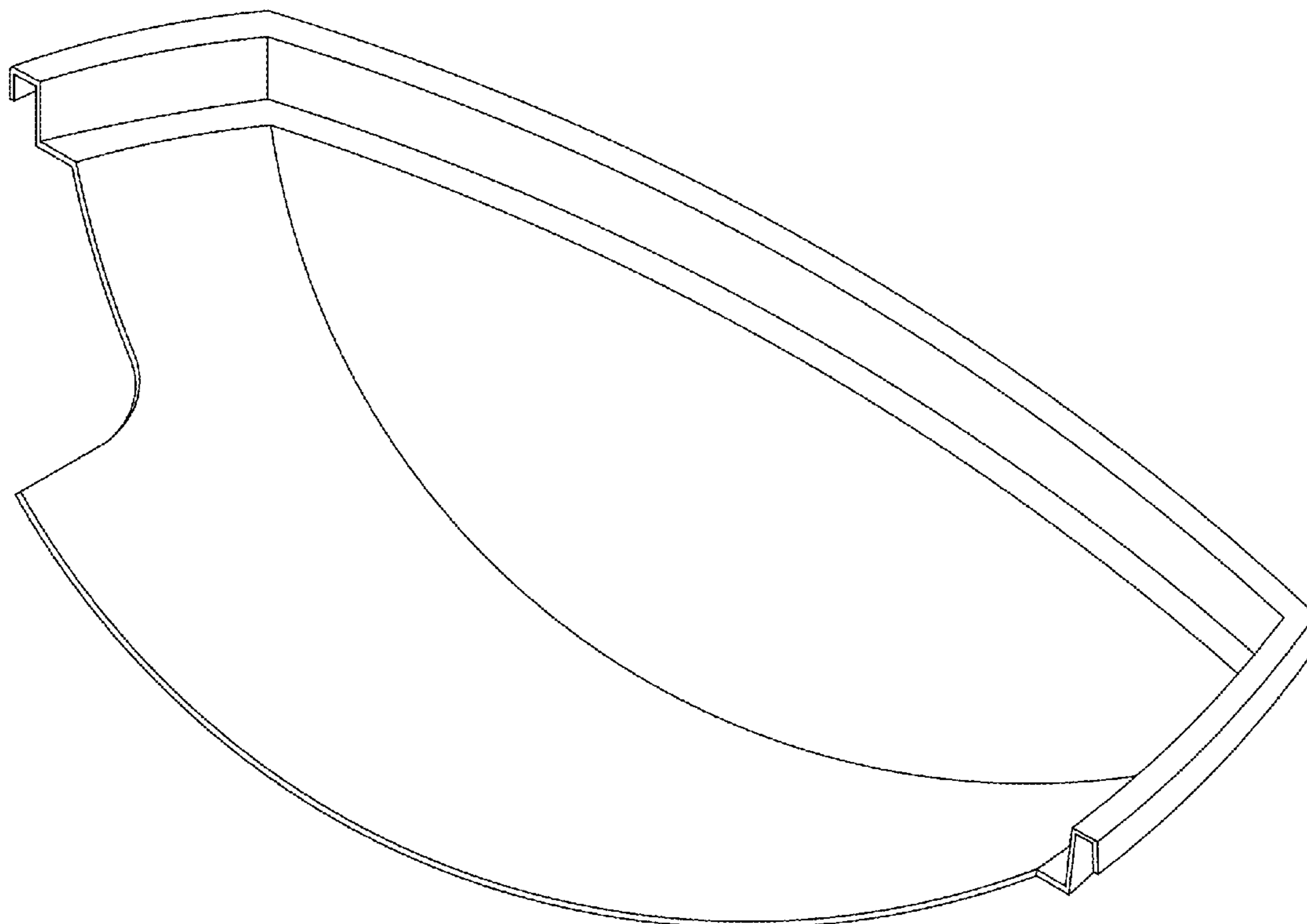
FIG. 1 shows a perspective view of the barbecue liner.
FIG. 2 shows a top view of the barbecue liner.
FIG. 3 shows a rear plain view of the barbecue liner.
FIG. 4 shows a right side view of the barbecue liner; and,
FIG. 5 shows a perspective bottom view of the barbecue liner.

(56) **References Cited**

U.S. PATENT DOCUMENTS

D406,009 S * 2/1999 Wagner D7/332
D488,025 S * 4/2004 Tseng D7/402
D503,587 S * 4/2005 Johnson D7/402

1 Claim, 5 Drawing Sheets



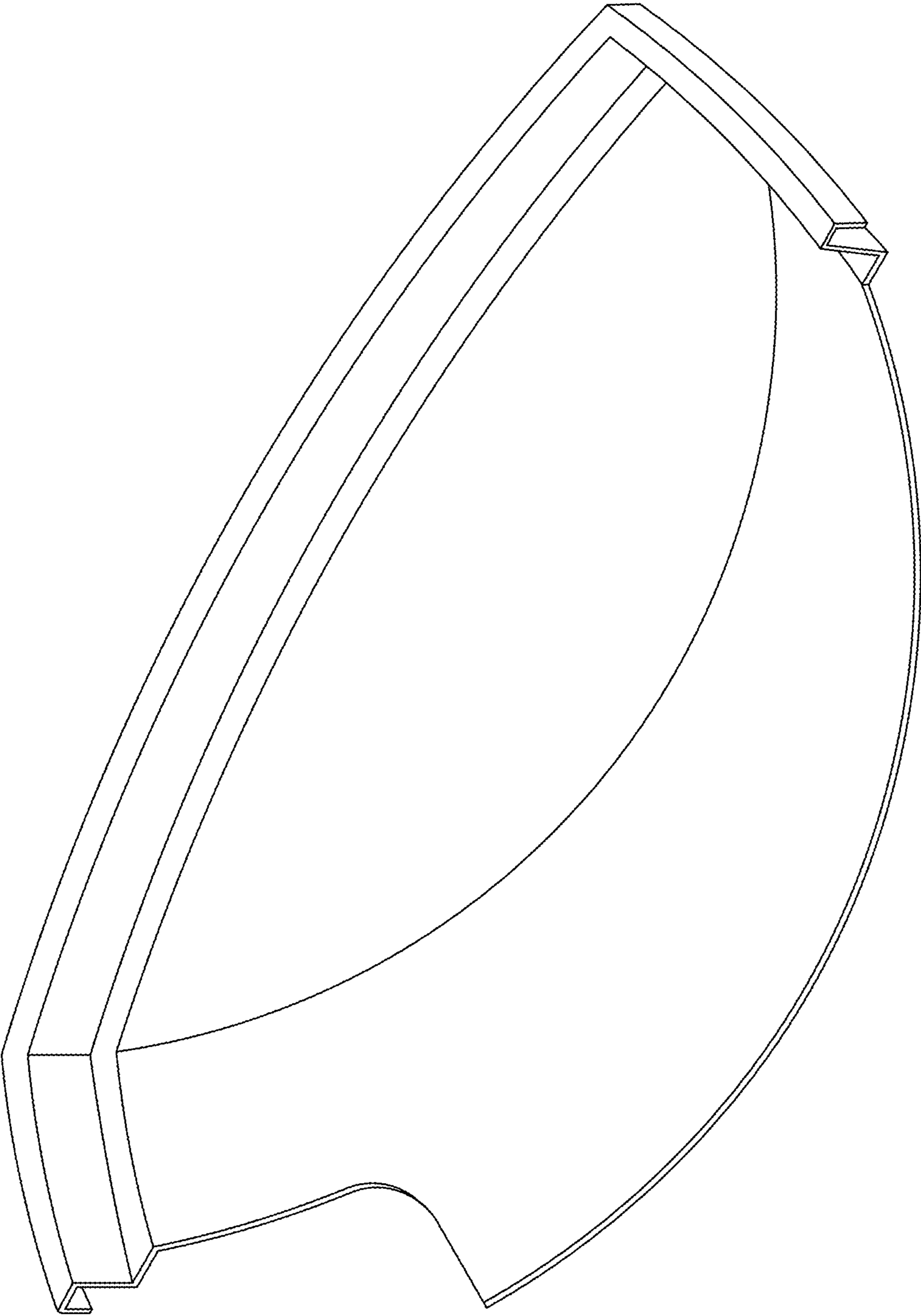


FIG. 1

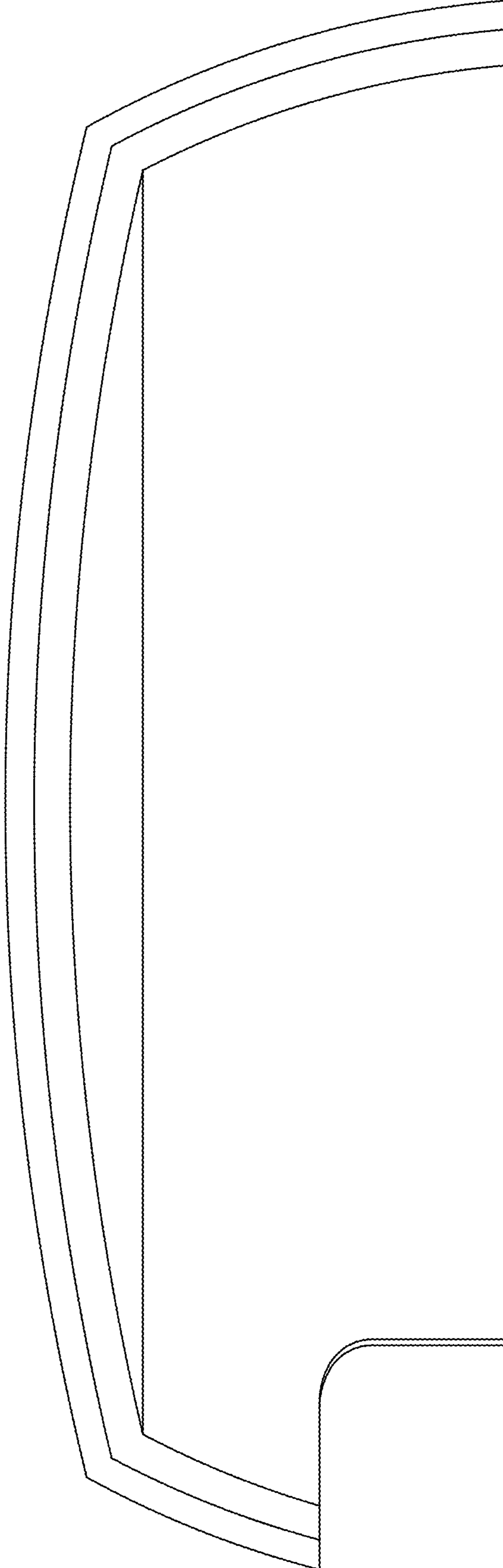


FIG. 2

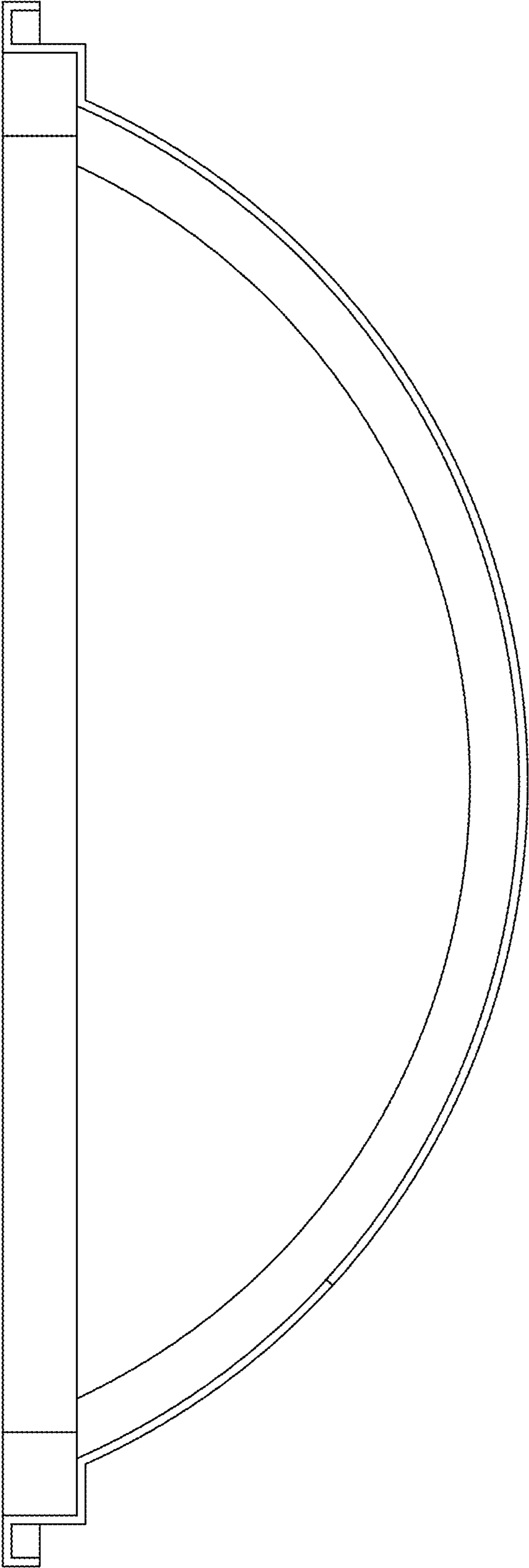


FIG. 3

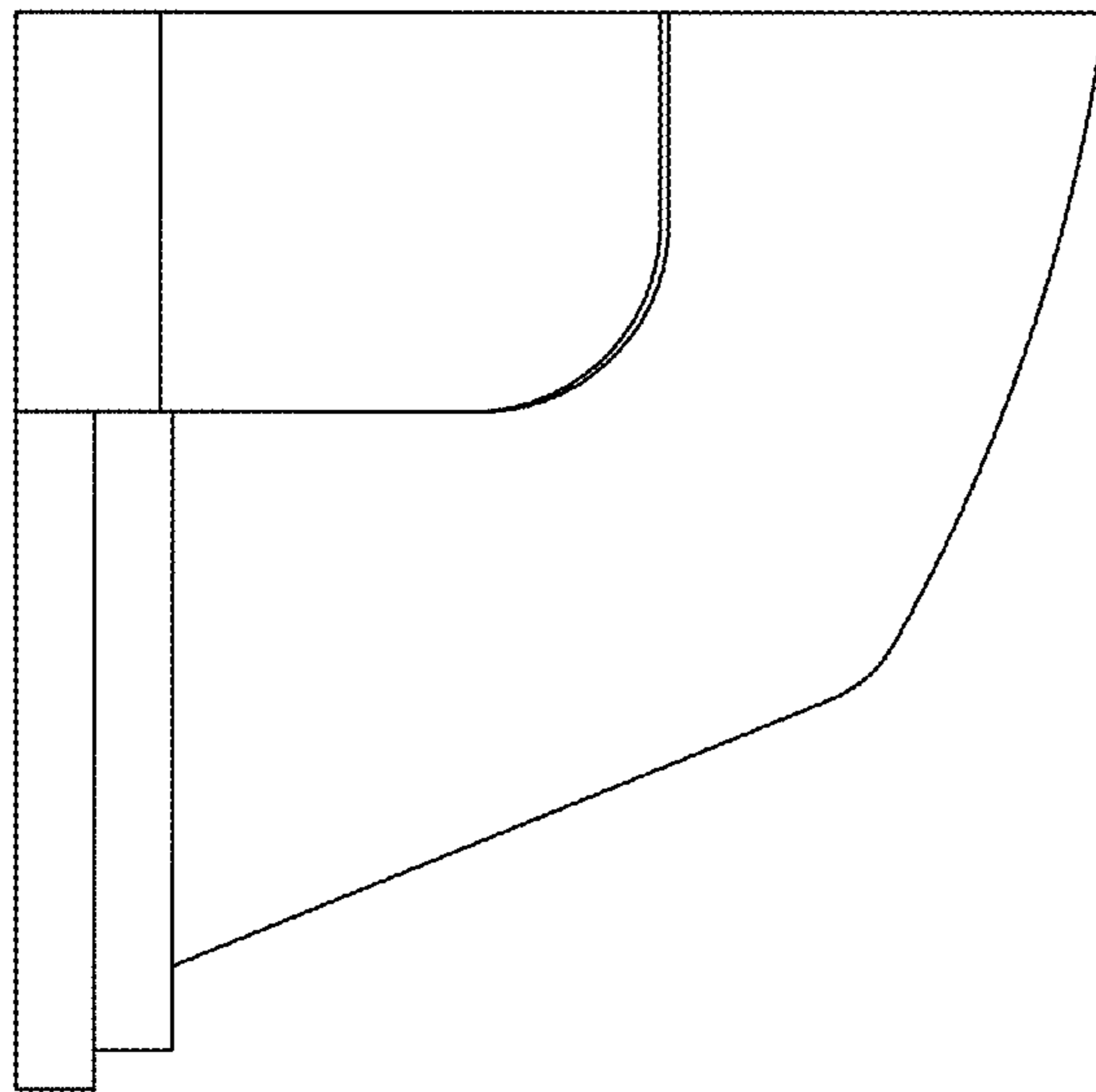


FIG. 4



FIG. 5