



US00D786000S

(12) **United States Design Patent**
Gerard

(10) **Patent No.:** **US D786,000 S**

(45) **Date of Patent:** **** May 9, 2017**

(54) **BENCH SUPPORT SET**

(71) Applicant: **Anova Furnishings, Inc.**, St. Louis,
MO (US)

(72) Inventor: **Justin Gerard**, Lebanon, IL (US)

(73) Assignee: **Anova Furnishings, Inc.**, St. Louis,
MO (US)

(**) Term: **14 Years**

(21) Appl. No.: **29/499,193**

(22) Filed: **Aug. 12, 2014**

(51) **LOC (10) Cl.** **06-01**

(52) **U.S. Cl.**
USPC **D6/717**

(58) **Field of Classification Search**
USPC D6/334, 364, 708, 709, 712, 716, 716.1,
D6/717

CPC A47C 11/00; A47C 11/02; A47C 4/02; A47C
4/03; A47C 4/18

See application file for complete search history.

(56) **References Cited**

U.S. PATENT DOCUMENTS

D40,091 S *	6/1909	Seims	D6/342
D42,419 S *	4/1912	Liddell	D6/717
3,124,390 A *	3/1964	Eames	A47C 7/185 160/404
3,511,536 A *	5/1970	Suzuki	A47C 4/022 297/450.1
D263,189 S *	3/1982	Beals	D6/717
6,299,251 B1 *	10/2001	Harper	A47C 4/04 297/331
D507,420 S *	7/2005	Reza-Hadden	D6/349

D509,675 S *	9/2005	Reza-Hadden	D6/381
D513,893 S *	1/2006	Reza-Hadden	D6/349
D522,281 S *	6/2006	Schiefer	D6/717
D522,282 S *	6/2006	Schiefer	D6/708
D523,666 S *	6/2006	Schiefer	D6/717
D526,147 S *	8/2006	Schiefer	D6/717
D526,148 S *	8/2006	Schiefer	D6/708
D526,149 S *	8/2006	Schiefer	D6/717
D526,518 S *	8/2006	Schiefer	D6/717
D572,047 S *	7/2008	Weimer	D6/717
D629,234 S *	12/2010	Marousek	D6/717
D632,104 S *	2/2011	Marousek	D6/717
D719,368 S *	12/2014	Karasek	D6/370
D719,752 S *	12/2014	Karasek	D6/370
D724,366 S *	3/2015	Gerard	D6/709

* cited by examiner

Primary Examiner — Eric Goodman

Assistant Examiner — Christopher J Matthews

(74) *Attorney, Agent, or Firm* — Lewis Rice LLC

(57) **CLAIM**

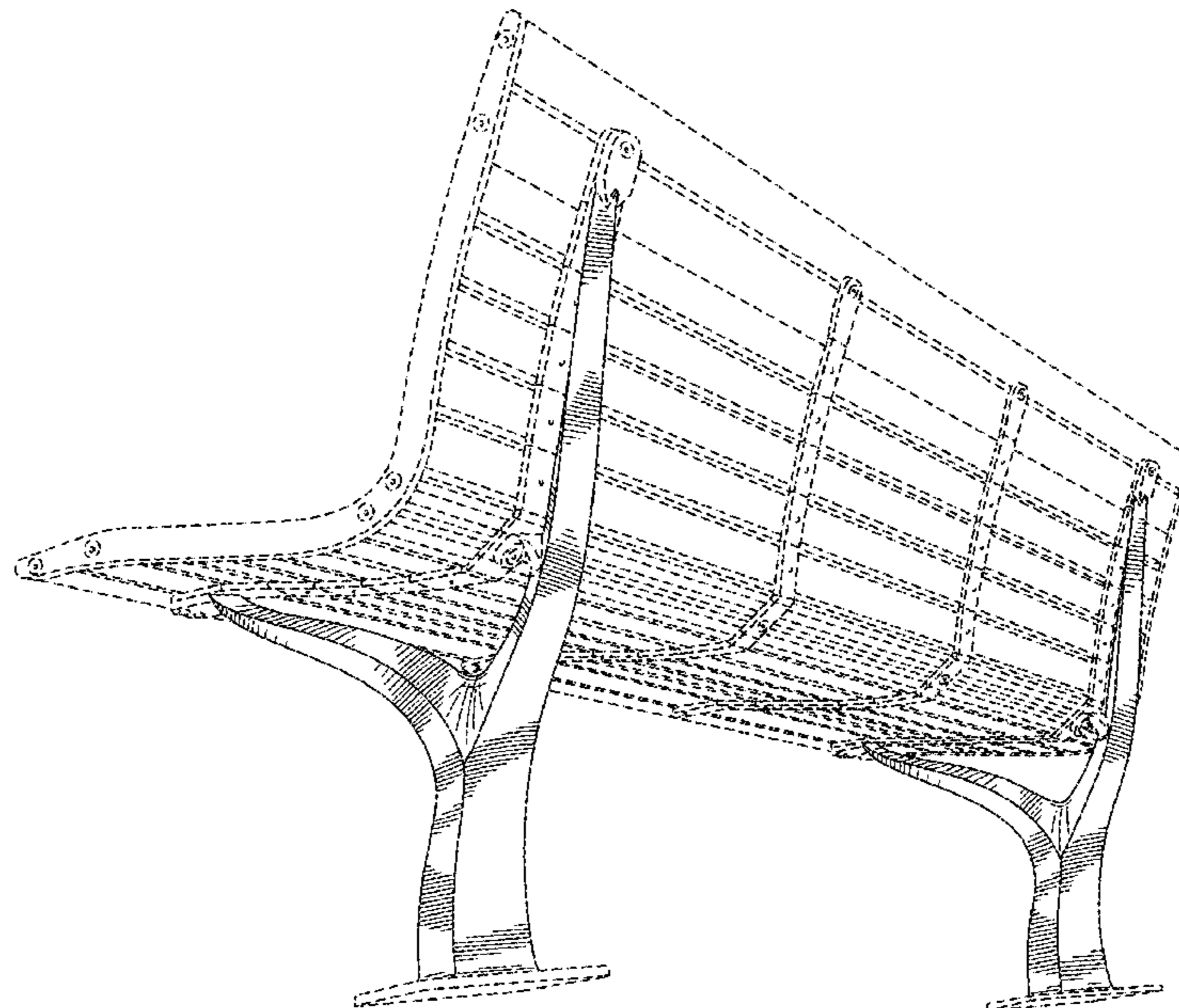
The ornamental design for a bench support set, as shown and described.

DESCRIPTION

FIG. 1 is a rear perspective view showing my new design; FIG. 2 is a front perspective view thereof; FIG. 3 is a side view thereof; FIG. 4 is a front view thereof; and, FIG. 5 is a rear view thereof.

The broken lines showing bench surfaces and the mounting feet are for the purpose of illustrating environment and form no part of the claim.

1 Claim, 5 Drawing Sheets



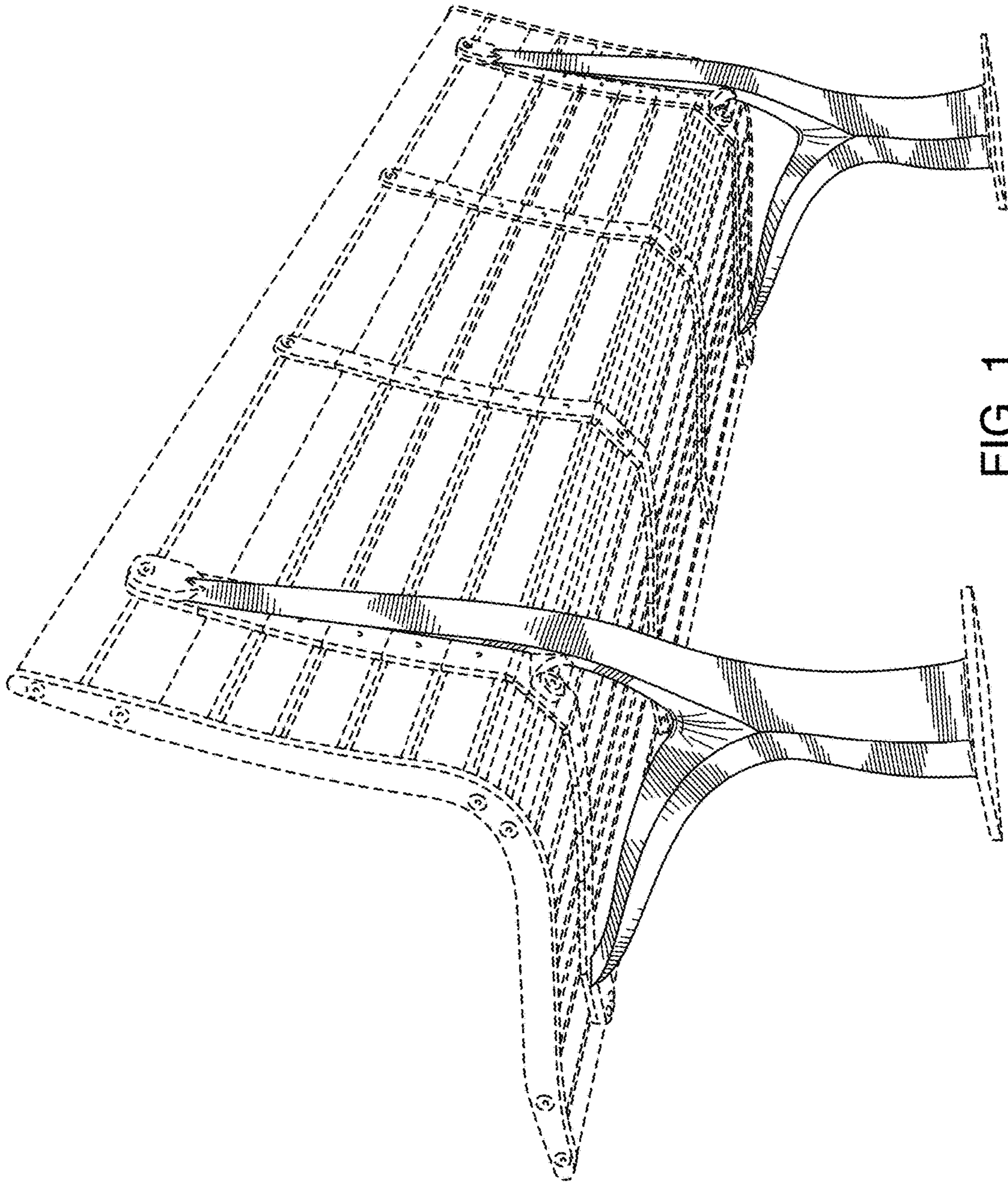


FIG. 1

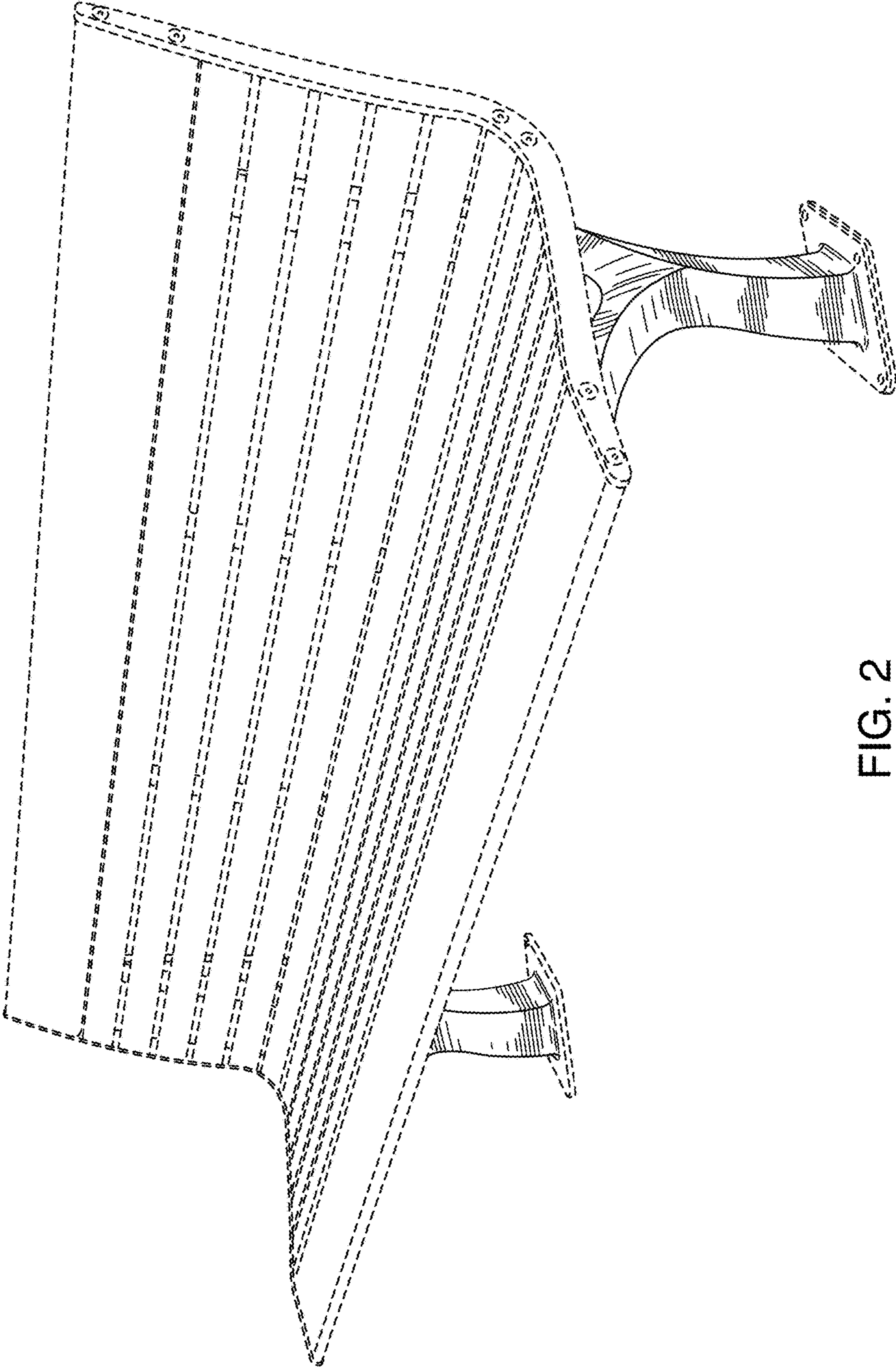


FIG. 2

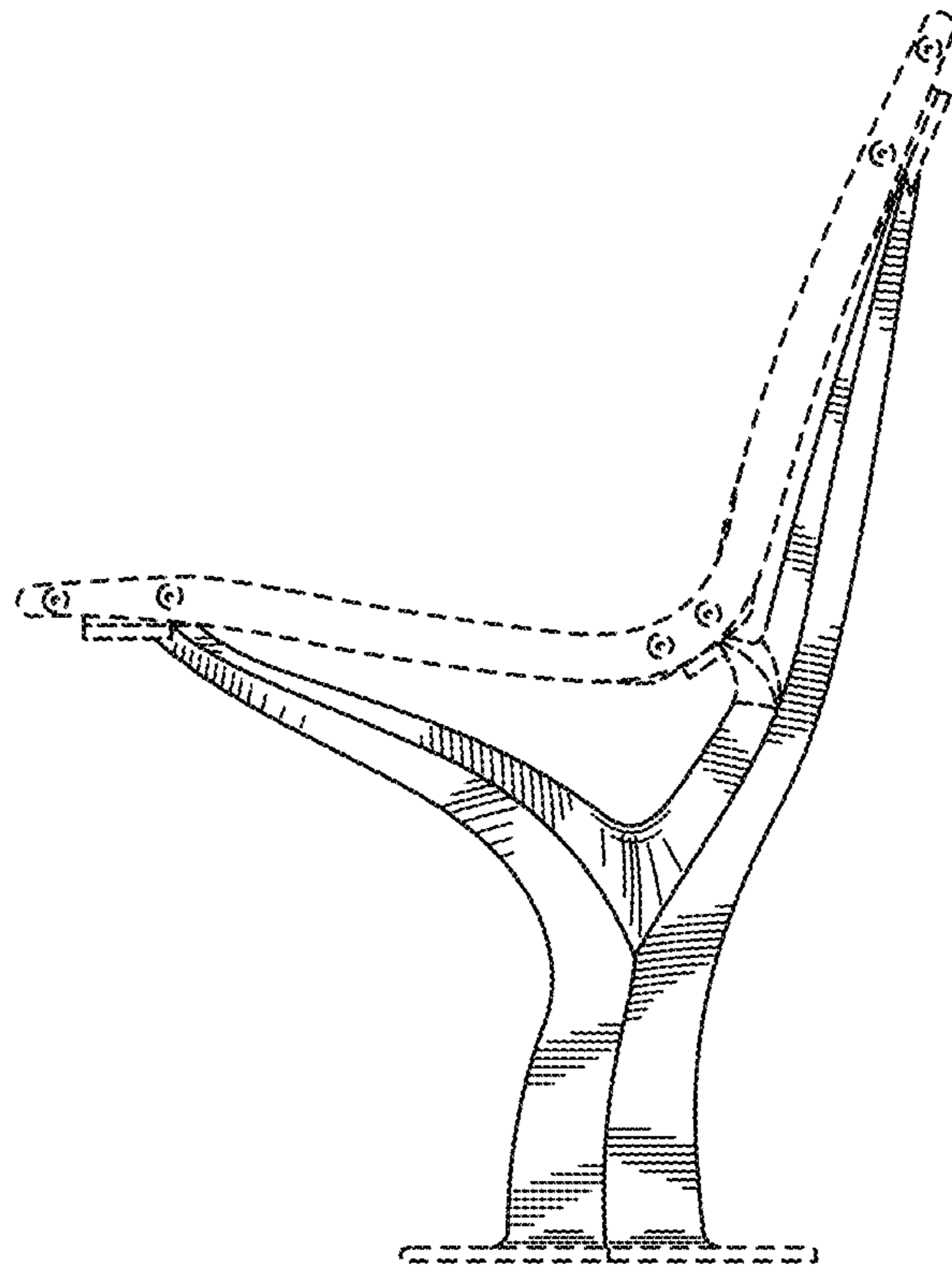


FIG. 3




FIG. 4

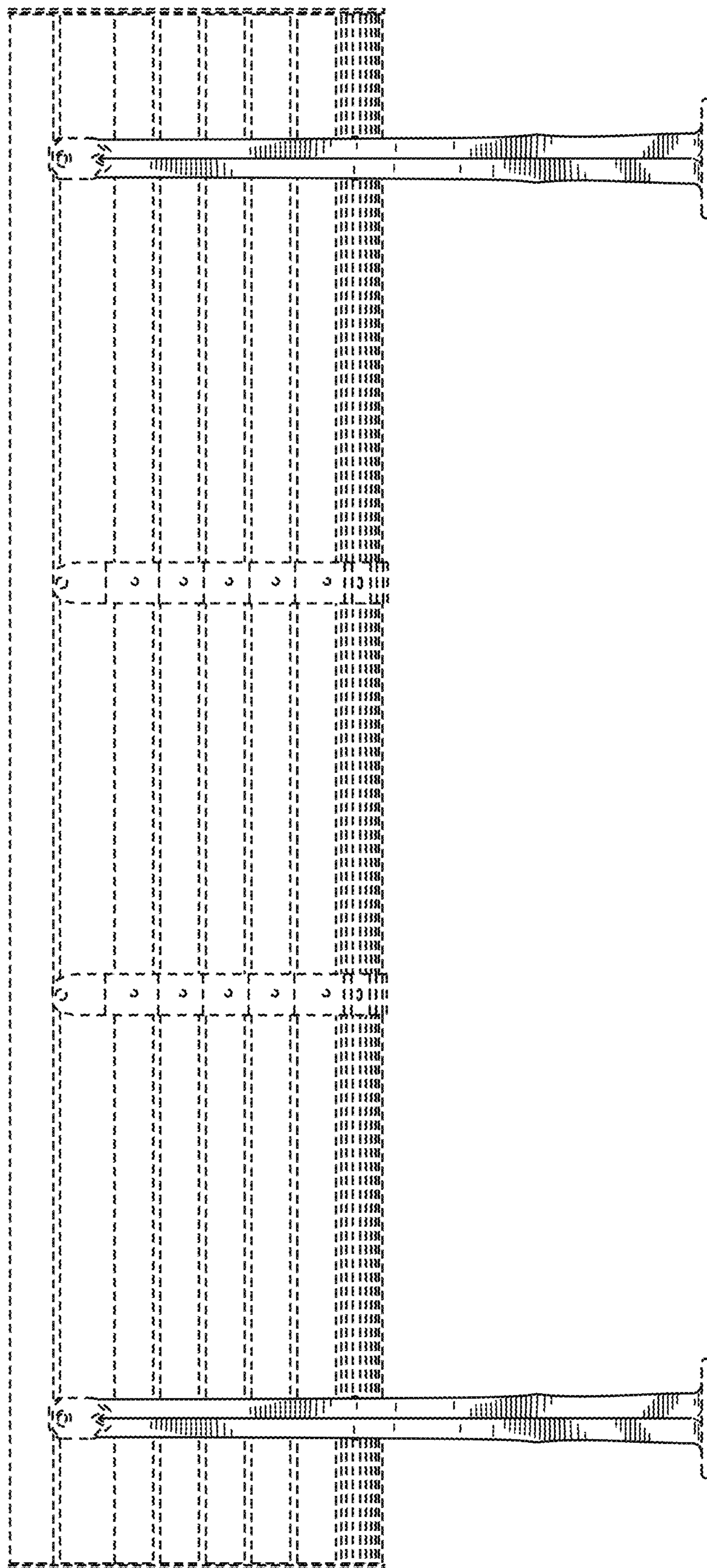


FIG. 5