



US00D785989S

(12) **United States Design Patent**
Flaherty et al.

(10) **Patent No.:** **US D785,989 S**

(45) **Date of Patent:** **** May 9, 2017**

(54) **DESK**
(71) Applicant: **Varidesk, LLC**, Coppell, TX (US)
(72) Inventors: **Daniel G. Flaherty**, Irving, TX (US);
David Patton, Flower Mound, TX (US)
(73) Assignee: **Varidesk, LLC**, Coppell, TX (US)
(**) Term: **14 Years**

D286,353 S * 10/1986 Robolin D6/641
D288,876 S * 3/1987 Goetz D6/675
4,781,126 A * 11/1988 Lochridge A47B 21/03
108/39
D303,187 S * 9/1989 Mickelsen D19/113
4,926,760 A * 5/1990 Sack B66F 7/0666
108/145
D311,291 S * 10/1990 Ugalde D18/59
D323,436 S * 1/1992 Harrison D6/655.14
D323,437 S * 1/1992 Hashimoto D6/641

(Continued)

(21) Appl. No.: **29/512,926**
(22) Filed: **Dec. 23, 2014**
(51) **LOC (10) Cl.** **06-03**
(52) **U.S. Cl.**
USPC **D6/696**
(58) **Field of Classification Search**
USPC D6/641, 642, 696, 696.3, 696.5, 697,
D6/697.1, 698, 704, 705.1, 707.15, 567,
D6/572, 574, 685, 686, 655, 662, 653.1,
D6/653.14; 108/17, 96, 95, 138, 65, 69,
108/43, 50.01, 50.02, 92, 48
CPC A47B 1/03; A47B 23/002; A47B 5/06;
A47B 21/00; A47B 1/00; A47B 1/04;
A47B 21/06; A47B 17/00; A47B 11/00;
A47B 21/0314

See application file for complete search history.

(56) **References Cited**

U.S. PATENT DOCUMENTS

1,824,822 A * 9/1931 Kradolfer A47B 21/02
108/97
2,545,515 A * 3/1951 Mast A47B 9/00
108/138
D166,377 S * 4/1952 Curtis et al. D6/678.2
3,474,743 A * 10/1969 Blevins D05B 75/02
108/129
D267,374 S * 12/1982 Karson D6/675
4,515,086 A * 5/1985 Kwiecinski A47B 21/0314
108/104
D280,478 S * 9/1985 Stephens D6/641

OTHER PUBLICATIONS

Examination Report issued Aug. 20, 2015 in Australian Design
Registration No. 363053.

(Continued)

Primary Examiner — John Windmuller
Assistant Examiner — Steven Czyz
(74) *Attorney, Agent, or Firm* — Venable LLP; Steven J.
Schwarz

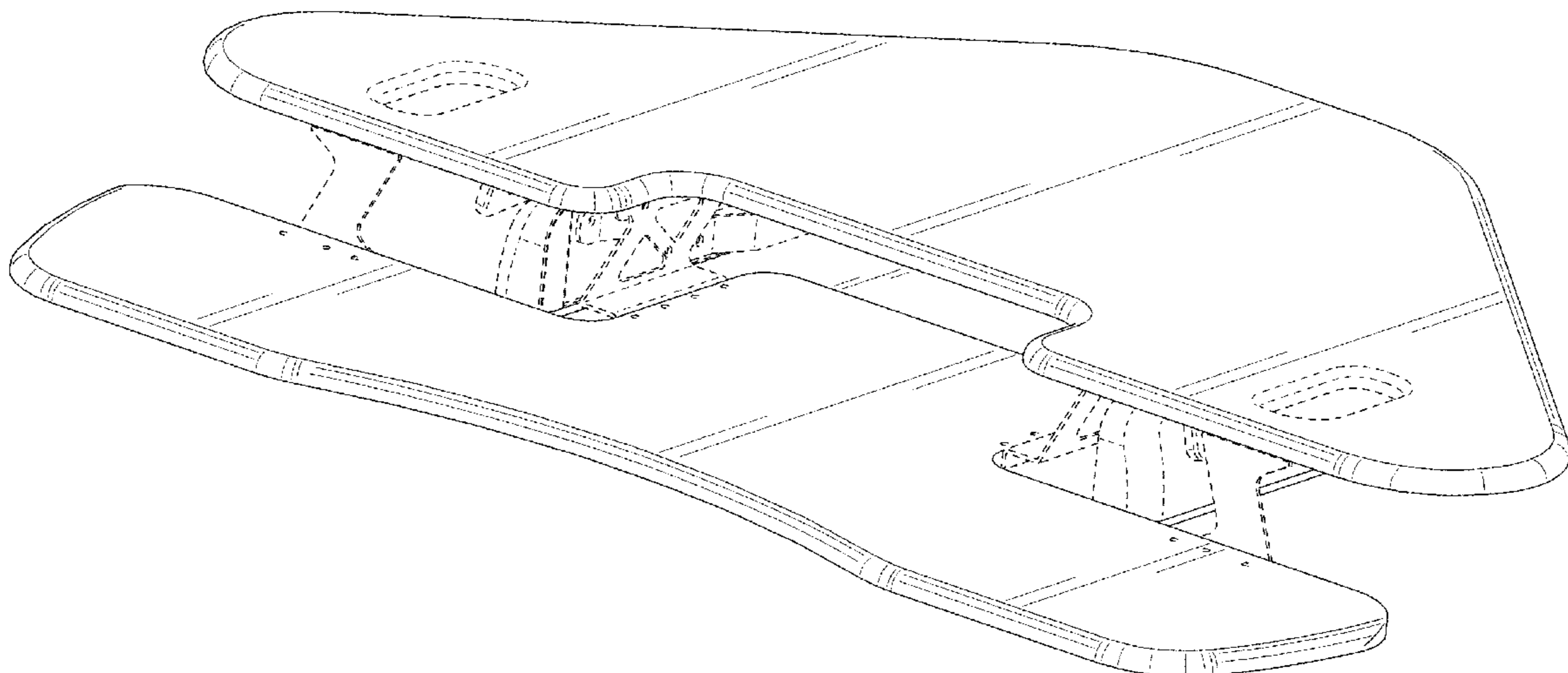
(57) **CLAIM**

The ornamental design for a desk, as shown and described.

DESCRIPTION

FIG. 1 is a front-right perspective view of a desk according
to the claimed design shown in a lowered position;
FIG. 2 is a front view of the desk of FIG. 1;
FIG. 3 is a rear view of the desk of FIG. 1;
FIG. 4 is a left side view of the desk of FIG. 1;
FIG. 5 is a right side view of the desk of FIG. 1;
FIG. 6 is a top view of the desk of FIG. 1; and,
FIG. 7 is a front-right perspective of the desk of FIG. 1
shown in a raised position.
The features shown in broken lines represent portions of the
desk which form no part of the claimed design.

1 Claim, 7 Drawing Sheets



(56)

References Cited

U.S. PATENT DOCUMENTS

D342,242 S * 12/1993 Hassel D14/461
 D344,864 S * 3/1994 Leonard D6/641
 D365,465 S * 12/1995 Kniefel D6/641
 5,490,466 A * 2/1996 Diffrient A47B 21/0314
 108/138
 D372,817 S * 8/1996 Stevens D6/698
 5,549,052 A * 8/1996 Hoffman A47B 9/00
 108/138
 D395,969 S * 7/1998 Barlow-Lawson D6/707.15
 5,823,120 A 10/1998 Holmquist
 D424,828 S 5/2000 Ko
 D428,279 S * 7/2000 Olson D6/707.15
 D435,368 S 12/2000 Tzeng
 D436,268 S * 1/2001 Ko D6/653.21
 D447,646 S 9/2001 Chang
 D464,212 S 10/2002 Chen
 D486,669 S 2/2004 Wang
 D499,576 S 12/2004 Long
 D530,939 S * 10/2006 Nakamura D6/654.21
 7,201,108 B2 * 4/2007 Eusebi A47B 9/18
 108/71
 D583,587 S 12/2008 Lai
 D586,155 S 2/2009 Lenterman
 7,594,475 B1 * 9/2009 Huang A47B 9/16
 108/10
 D602,290 S * 10/2009 Erickson D6/704
 7,654,208 B2 * 2/2010 Patten A47B 46/005
 108/138
 D612,643 S * 3/2010 Rossini D6/707.15
 8,065,966 B1 11/2011 Bacon et al.
 D652,229 S 1/2012 Madison
 D681,979 S 5/2013 Keen et al.
 D691,223 S 10/2013 Hao
 8,671,853 B2 * 3/2014 Flaherty 108/138
 D716,074 S * 10/2014 Kitajima D6/654.21
 D730,668 S * 6/2015 Fletcher D6/341
 D733,476 S * 7/2015 Papic D6/655.16
 D734,413 S * 7/2015 Bettin D21/694
 9,113,703 B2 * 8/2015 Flaherty
 2003/0116066 A1 * 6/2003 Ken A47B 9/08
 108/147
 2003/0140822 A1 7/2003 Seiler et al.
 2003/0230222 A1 * 12/2003 Liu A47B 21/03
 108/50.01
 2004/0040480 A1 * 3/2004 Hwang A47B 3/02
 108/145
 2005/0039643 A1 * 2/2005 Dailey A61B 6/0407
 108/132
 2005/0045072 A1 3/2005 Rossini
 2005/0284341 A1 12/2005 Klassy et al.
 2006/0096505 A1 * 5/2006 Sykes A47B 21/02
 108/50.01
 2007/0163475 A1 * 7/2007 Murphy A47B 9/00
 108/147
 2008/0072803 A1 3/2008 Korber et al.
 2008/0149000 A1 * 6/2008 Normand A47B 9/14
 108/4
 2008/0203865 A1 * 8/2008 Chouinard A47B 21/02
 312/223.3

2010/0031855 A1 * 2/2010 Zhu A47B 23/042
 108/4
 2011/0247532 A1 * 10/2011 Jones A47B 9/02
 108/147
 2013/0139736 A1 * 6/2013 Flaherty A47B 9/18
 108/106
 2013/0167757 A1 * 7/2013 Tsai A47B 9/04
 108/2
 2013/0340655 A1 12/2013 Flaherty
 2014/0020606 A1 1/2014 Benden
 2014/0048671 A1 * 2/2014 Tsai A47B 27/18
 248/371
 2014/0123883 A1 5/2014 Jennings et al.
 2014/0158026 A1 6/2014 Flaherty
 2015/0272316 A1 * 10/2015 Flaherty A47B 9/16
 108/116
 2015/0289641 A1 * 10/2015 Ergun A47B 9/16
 108/42
 2015/0296976 A1 10/2015 Janowski et al.
 2016/0037907 A1 * 2/2016 Ergun A47B 9/12
 108/147
 2016/0073779 A1 3/2016 Ringlein

OTHER PUBLICATIONS

The “Desktop Riser”, published on *YouTube* at: <https://www.youtube.com/watch?v=WB0e15rQvio> on Oct. 9, 2014.
 The “Desktop Riser”, published on *Twitter* at: <https://twitter.com/pookimum> on Nov. 12, 2014.
 The “Desktop Riser”, published on: <http://standingdeskgeek.com/varidesk-pro-plus-review/> Internet site on Nov. 20, 2014.
 Examination Report issued Oct. 14, 2015 in Australian Design Registration No. 363977.
 “Pro Plus 48 Height-Adjustable Standing Desk Animation Video”, published on *YouTube* at: <https://www.youtube.com/watch?v=XKrVByT6pq8> on Oct. 31, 2014.
 “Varidesk Pro Plus 48 Standing Desk”, published on *YouTube* at: <https://www.youtube.com/watch?v=YLOWdR51XfA> on Nov. 7, 2014.
 “Varidesk Pro Plus 48 is massive”, published on *Twitter* at: <https://twitter.com/johnbristowe/status/545773679653552129> on Dec. 18, 2014.
 “Varidesk Pro Plus 48”, published on *YouTube* at: <https://www.youtube.com/watch?v=UNpGsnQPxAA> on Dec. 22, 2014.
 Notice of Allowance issued Aug. 5, 2016 in Design U.S. Appl. No. 29/512,918.
 Notice of Allowance issued Aug. 8, 2016 in Design U.S. Appl. No. 29/512,877.
 Office Action issued Aug. 17, 2016 in Design U.S. Appl. No. 29/512,891.
 Office Action issued Aug. 5, 2016 in Design U.S. Appl. No. 29/512,890.
 Notice of Allowance issued Nov. 3, 2016 in Design U.S. Appl. No. 29/512,873.
 Notice of Allowance issued Nov. 8, 2016 in Design U.S. Appl. No. 29/512,858.

* cited by examiner

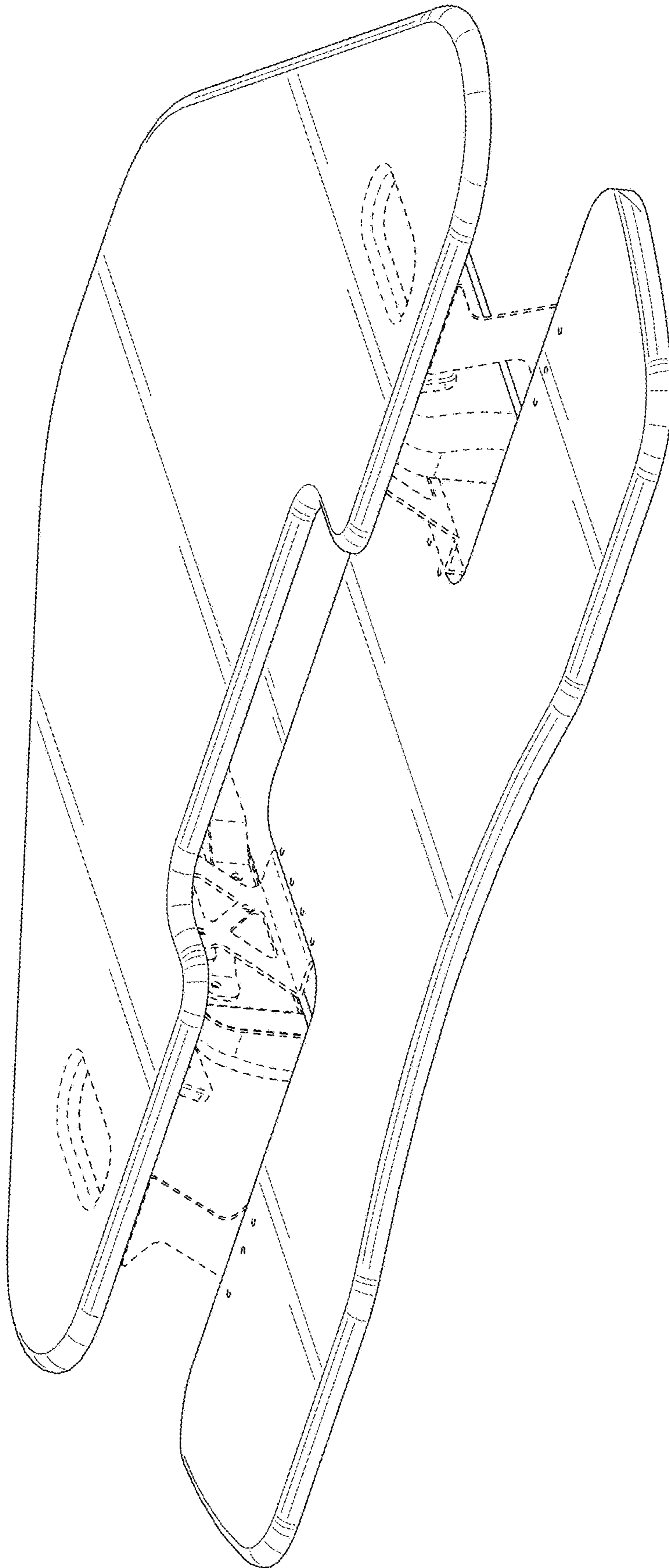


FIG. 1




FIG. 2




FIG. 3

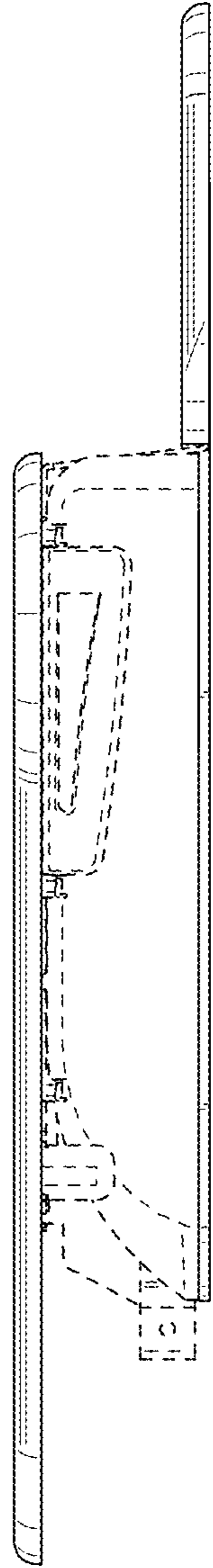


FIG. 4




FIG. 5

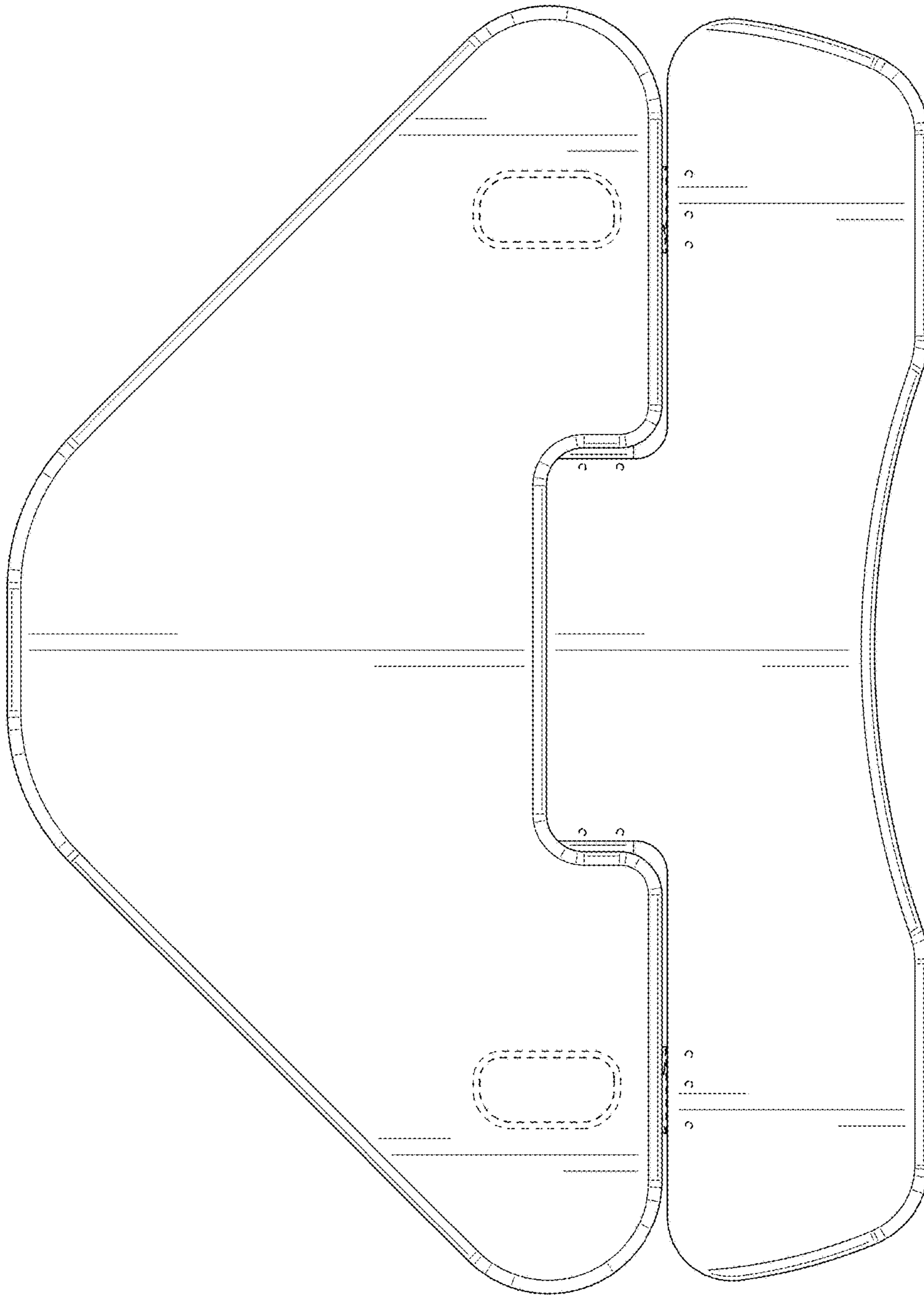


FIG. 6

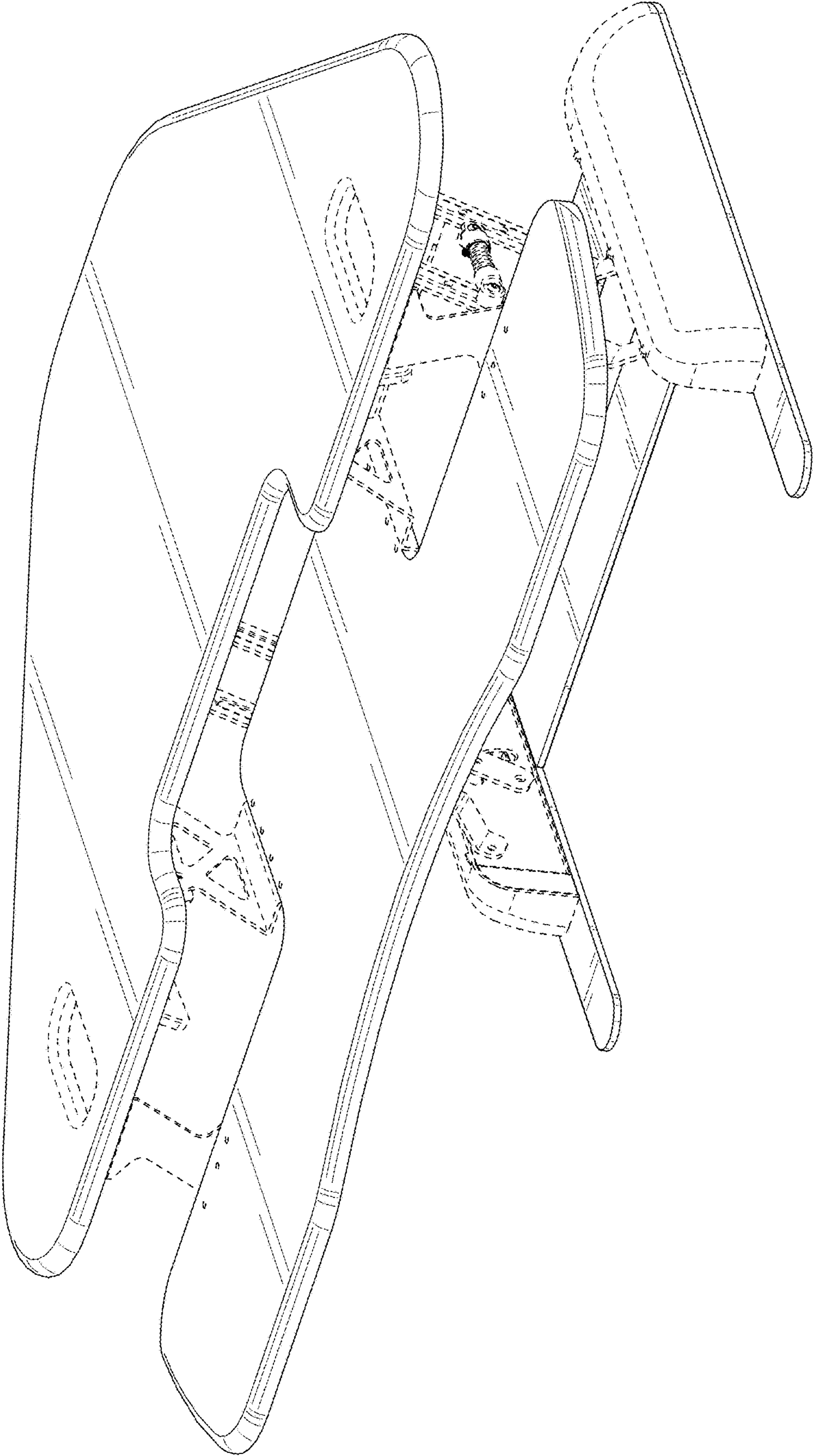


FIG. 7