



US00D785944S

(12) **United States Design Patent**  
**Chung**

(10) **Patent No.:** **US D785,944 S**

(45) **Date of Patent:** **\*\* May 9, 2017**

- (54) **LOCK FOR A HANDBAG**
- (71) Applicant: **Botkier NY LLC**, New York, NY (US)
- (72) Inventor: **Kimberly Chung**, New York, NY (US)
- (73) Assignee: **BOTKIER NY LLC**, New York, NY (US)
- (\*\*) Term: **15 Years**
- (21) Appl. No.: **29/568,146**
- (22) Filed: **Jun. 15, 2016**
- (51) **LOC (10) Cl.** ..... **03-01**
- (52) **U.S. Cl.**  
USPC ..... **D3/318**
- (58) **Field of Classification Search**  
USPC ..... D3/318, 232-233, 240-243, 245-246  
CPC ..... A45C 11/18; A45C 11/182; A45C 1/024;  
A45C 3/06  
See application file for complete search history.

- D696,018 S \* 12/2013 Sassi ..... D3/318
- D701,046 S \* 3/2014 Ford ..... D3/318
- D704,932 S \* 5/2014 Kallon ..... D3/232
- D752,866 S \* 4/2016 Guichot ..... D3/318
- D761,024 S \* 7/2016 Guichot ..... D3/318
- D769,623 S \* 10/2016 Dooney ..... D3/318

\* cited by examiner

*Primary Examiner* — Holly Baynham  
(74) *Attorney, Agent, or Firm* — Ladas & Parry LLP

(57) **CLAIM**

I claim the ornamental design for a lock for a handbag, as shown.

**DESCRIPTION**

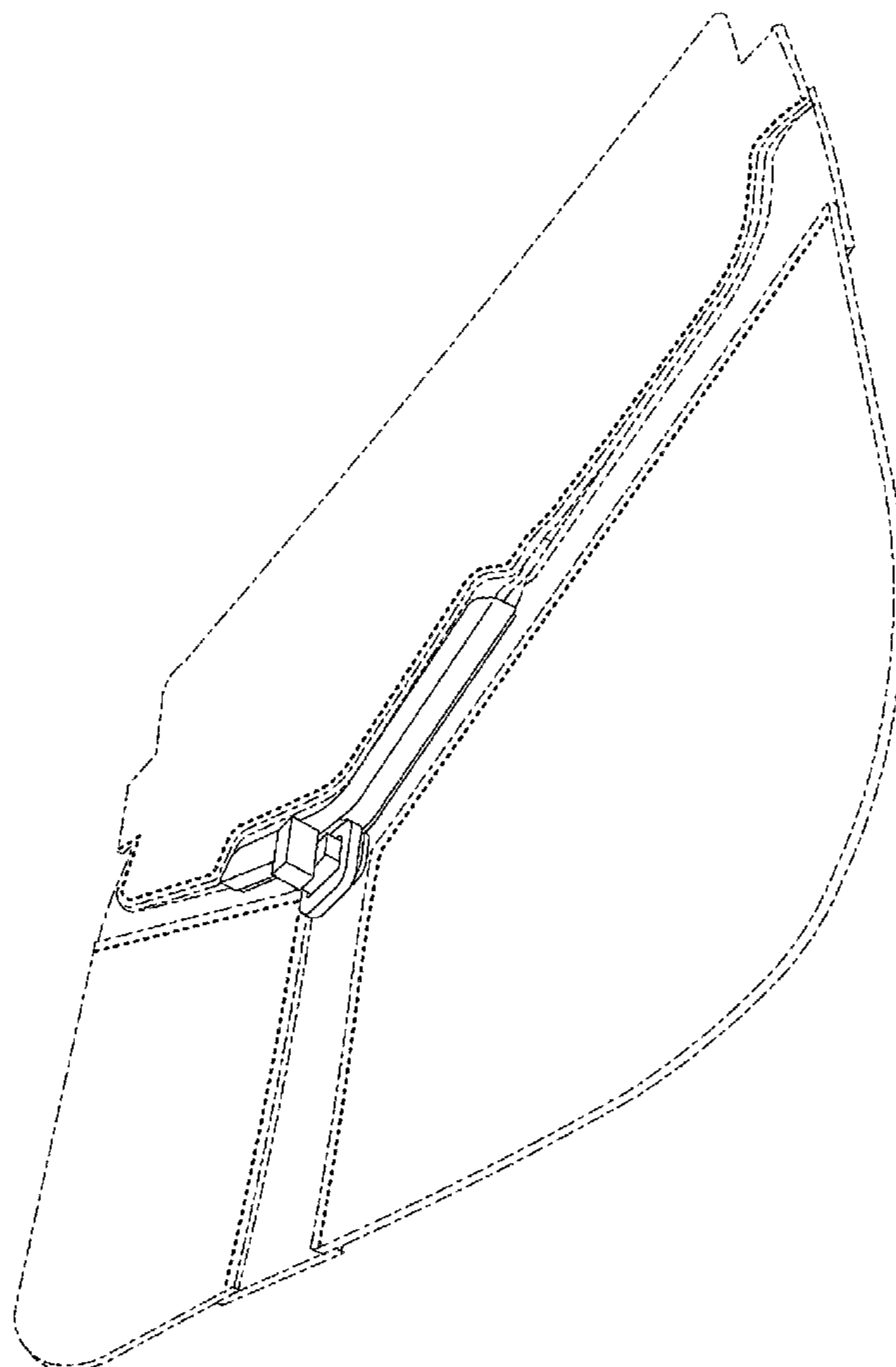
FIG. 1 is a perspective view of a lock for a handbag in closed condition;  
 FIG. 2 is a front elevation view of the lock;  
 FIG. 3 is a top view of the lock;  
 FIG. 4 is a bottom view of the lock;  
 FIG. 5 is a left side elevation view of the lock;  
 FIG. 6 is a right side elevation view of the lock;  
 FIG. 7 is a rear elevation view of the lock; and,  
 FIG. 8 is a front elevation view of the lock in open condition.  
 The broken lines showing the handbag are for the purposes of illustrating environment and forms no part of the claimed design.

(56) **References Cited**

U.S. PATENT DOCUMENTS

- D336,987 S \* 7/1993 Imbert ..... D3/243
- D686,415 S \* 7/2013 Sassi ..... D3/318

**1 Claim, 6 Drawing Sheets**



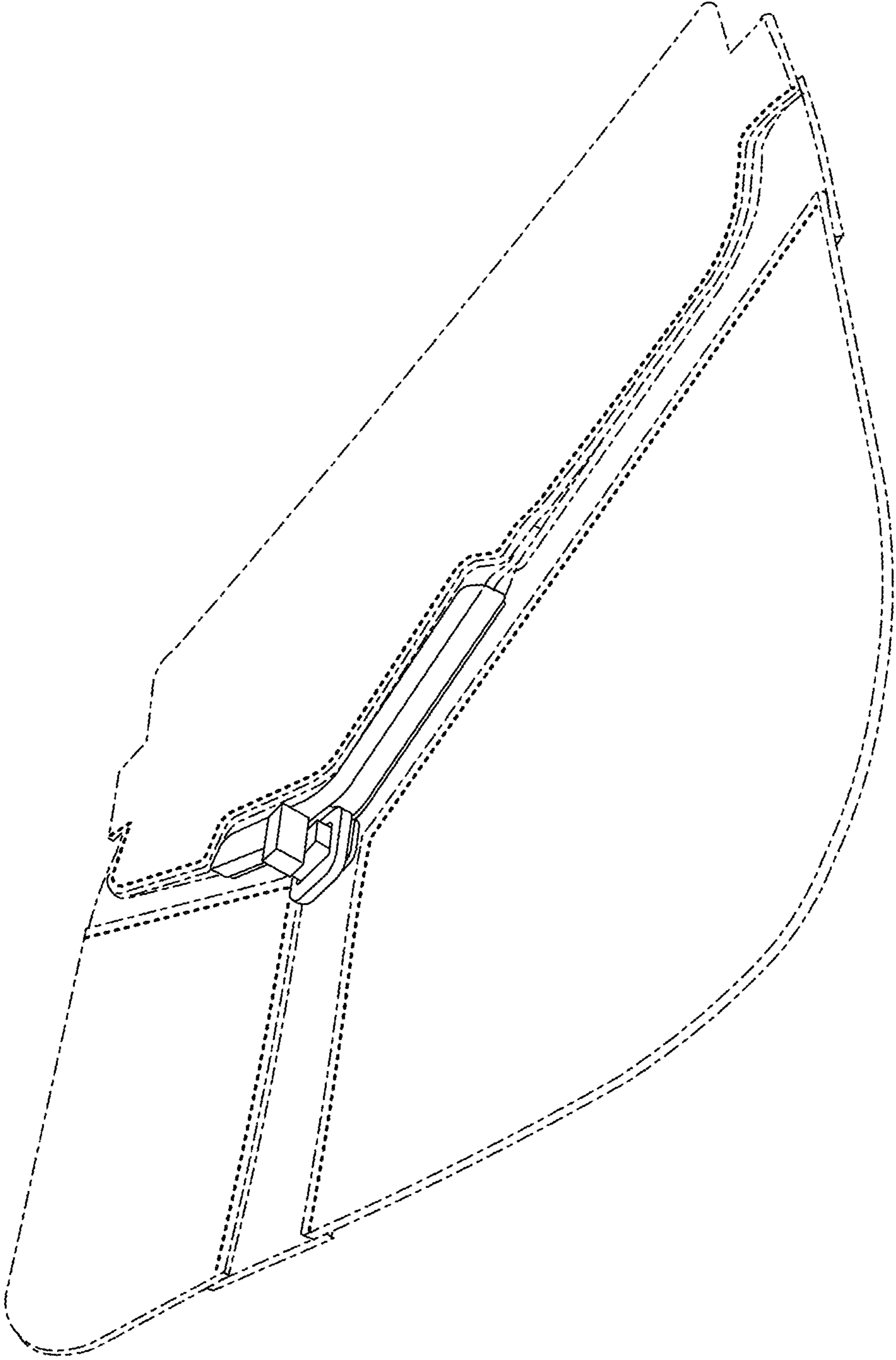
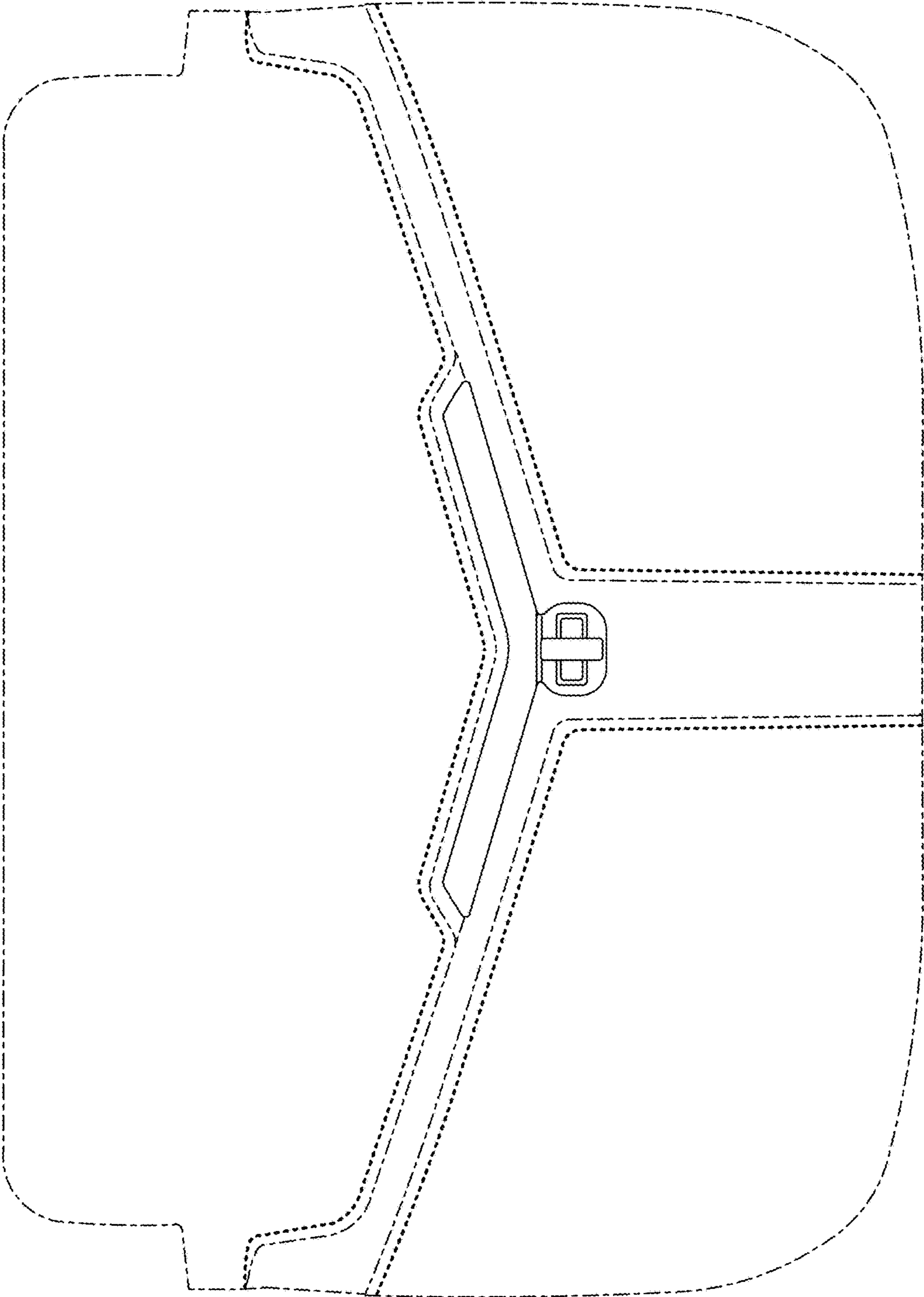


FIG. 1

FIG. 2



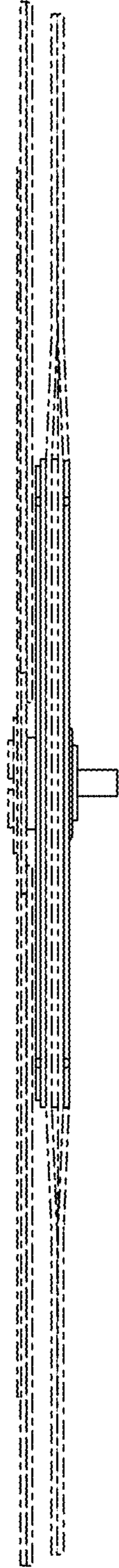


FIG. 3

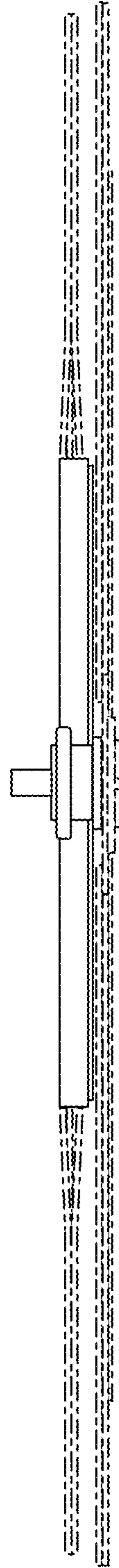


FIG. 4

FIG. 6

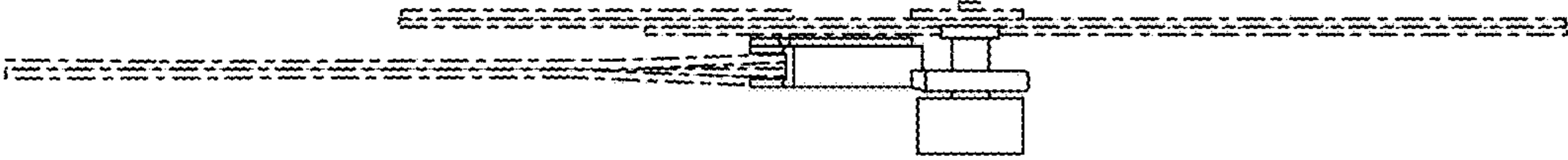


FIG. 5



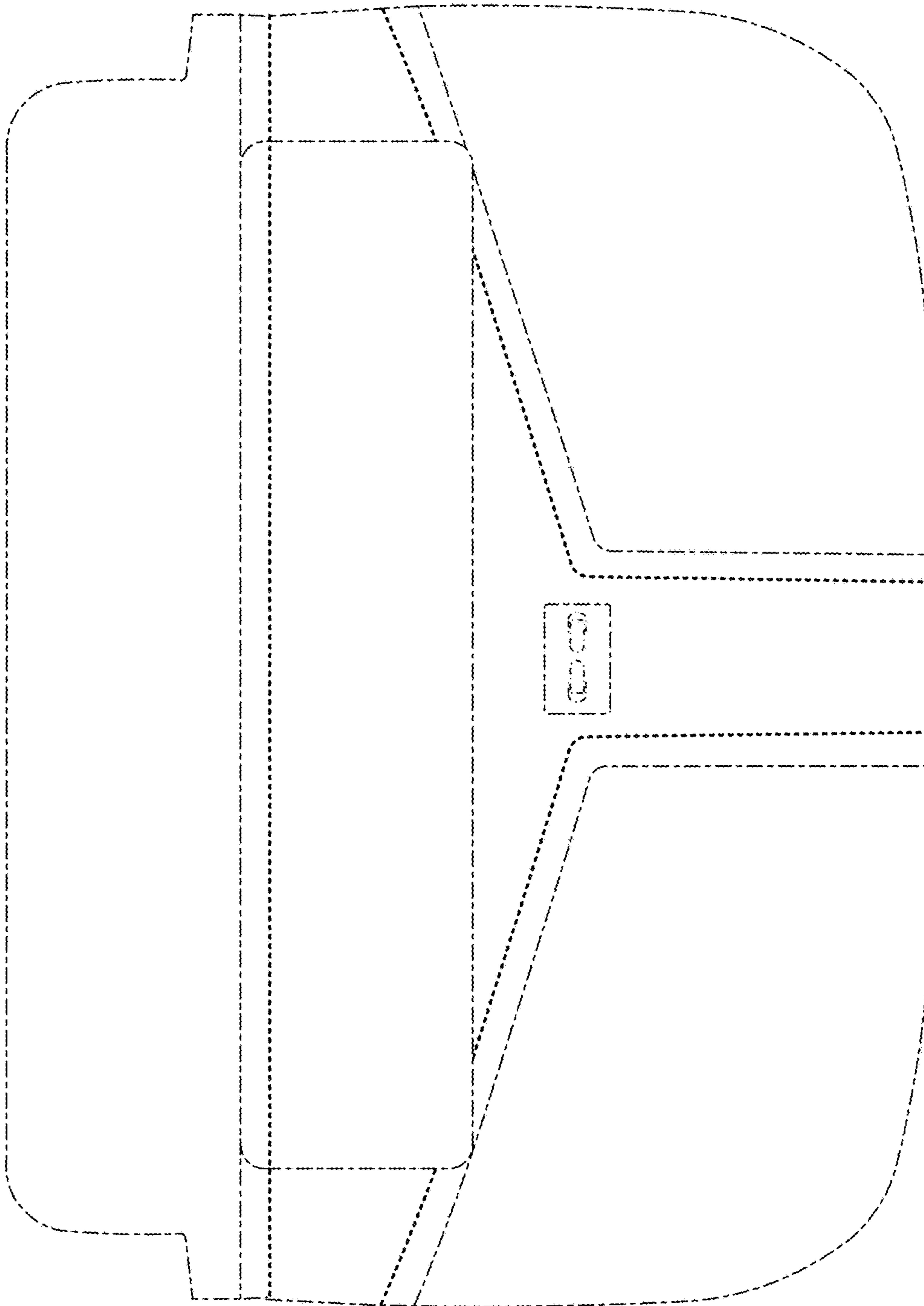


FIG. 7

FIG. 8

