

US00D785942S

(12) **United States Design Patent**
Utsugi

(10) **Patent No.:** **US D785,942 S**

(45) **Date of Patent:** **** May 9, 2017**

(54) **STORAGE BOX**

(71) Applicant: **Tsunehiko Utsugi**, Tokyo (JP)

(72) Inventor: **Tsunehiko Utsugi**, Tokyo (JP)

(**) Term: **14 Years**

(21) Appl. No.: **29/525,954**

(22) Filed: **May 5, 2015**

(51) **LOC (10) Cl.** **03-01**

(52) **U.S. Cl.**
USPC **D3/304**

(58) **Field of Classification Search**
USPC D6/396-397, 436, 411, 449, 455-469,
D6/675, 675.1, 705, 705.1; D3/304-315;
211/13.1, 85.1, 85.2, 85.4, 70, 78, 107,
211/131.1, 133.2, 163, 164, 181.1, 182
CPC A47B 46/005; A47B 57/10; A47B 46/00
See application file for complete search history.

(56) **References Cited**

U.S. PATENT DOCUMENTS

- D286,936 S * 11/1986 Bitel, Sr. D3/312
- 4,770,300 A * 9/1988 Klein B65D 21/062
206/506
- D330,963 S * 11/1992 Hampshire D3/313
- D347,513 S * 5/1994 Yoshikawa D3/304
- 5,339,979 A * 8/1994 Box B65D 1/40
220/529
- D359,850 S * 7/1995 Staubitz D3/314
- D372,583 S * 8/1996 Brightbill D3/312
- D401,067 S * 11/1998 Hampshire D3/306
- D466,301 S * 12/2002 Sofy D3/307
- D533,327 S * 12/2006 McCaskill D34/17
- D569,619 S * 5/2008 Kent D3/304
- D591,047 S * 4/2009 Elvin-Jensen D3/304
- 8,157,094 B2 * 4/2012 Schiessl B65D 21/0212
206/457
- D659,398 S * 5/2012 Wood D3/304

- D746,590 S * 1/2016 Allen D3/304
- 2005/0263424 A1 * 12/2005 Hassell B65D 21/062
206/506
- 2006/0180491 A1 * 8/2006 Zephir B65D 21/046
206/507
- 2008/0047864 A1 * 2/2008 McTavish B65D 1/22
206/509
- 2010/0193393 A1 * 8/2010 Humm B65D 25/005
206/503

OTHER PUBLICATIONS

Photograph which illustrates storage boxes disclosed at Gift Show 2015, held in Tokyo, Japan, from Feb. 4 to 6, 2015.

* cited by examiner

Primary Examiner — Kelley Donnelly
(74) *Attorney, Agent, or Firm* — Birch, Stewart, Kolasch & Birch, LLP

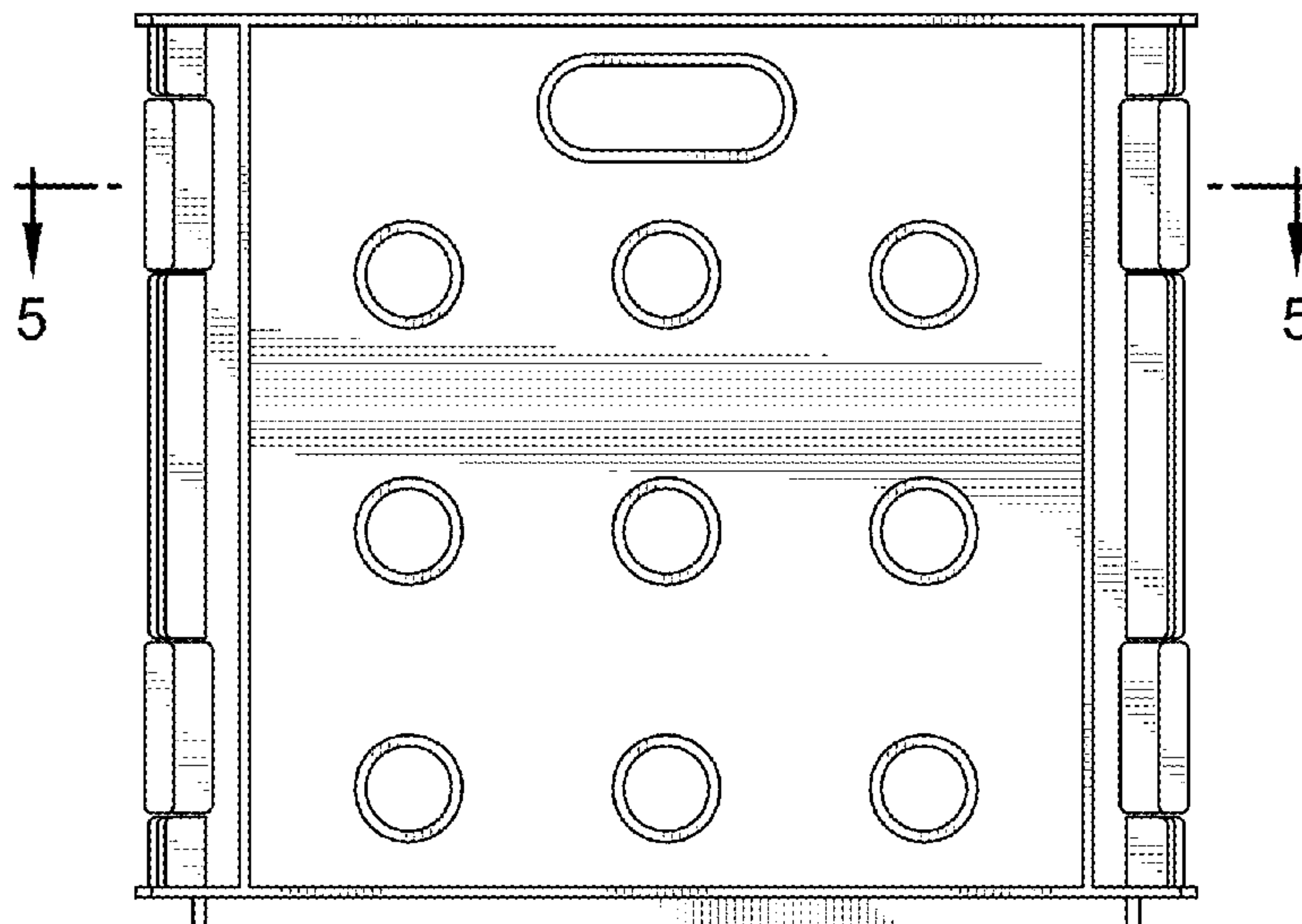
(57) **CLAIM**

The ornamental design for a storage box, as shown and described.

DESCRIPTION

FIG. 1 is a front view of a storage box showing my design, the rear view being identical thereto;
FIG. 2 is a left side view thereof, the right side view being identical thereto;
FIG. 3 is a top view thereof;
FIG. 4 is a bottom view thereof;
FIG. 5 is a cross sectional view taken along line 5-5 of FIG. 1; and,
FIG. 6 is a cross sectional view taken along line 6-6 of FIG. 3.

1 Claim, 3 Drawing Sheets



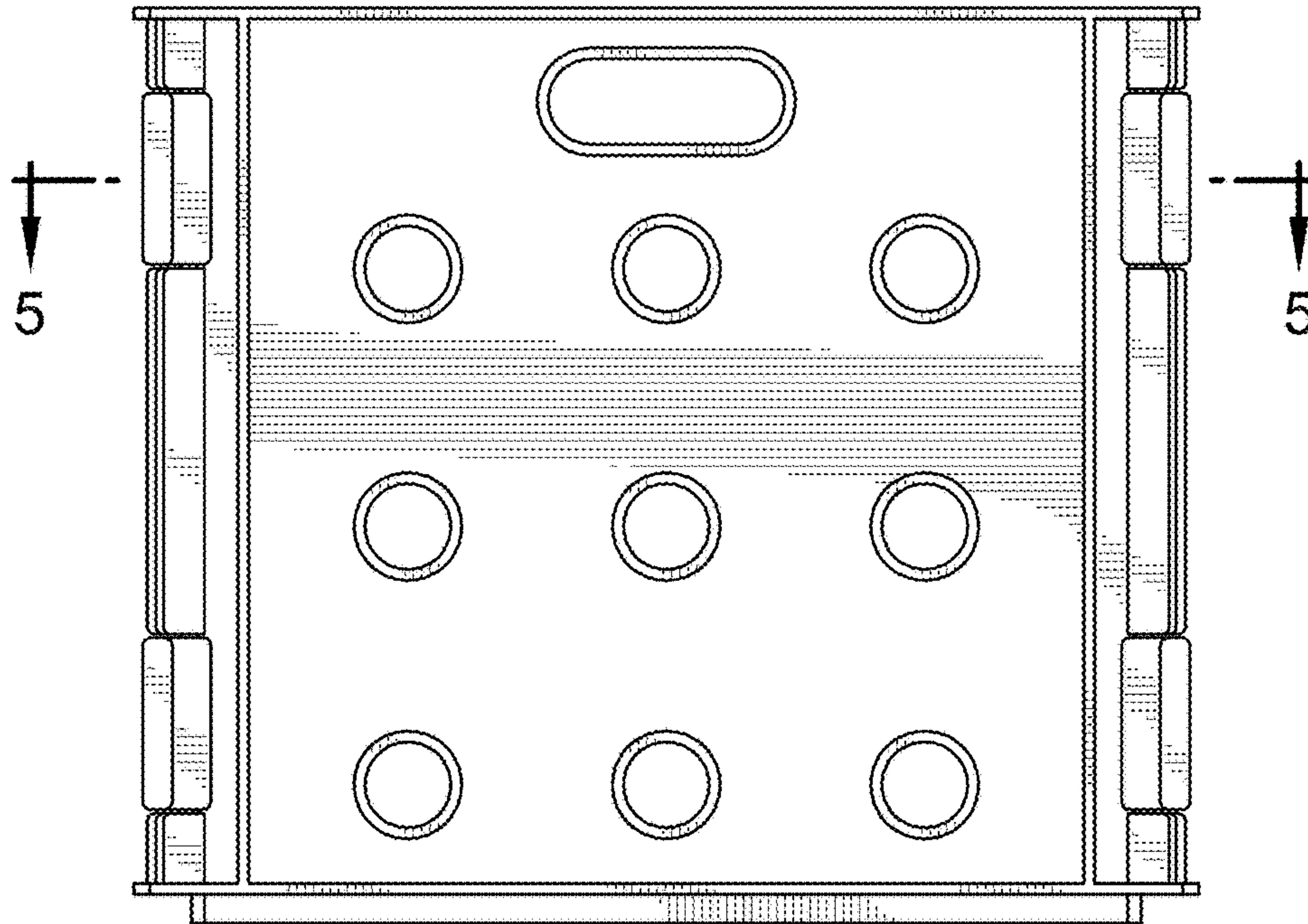


FIG. 1

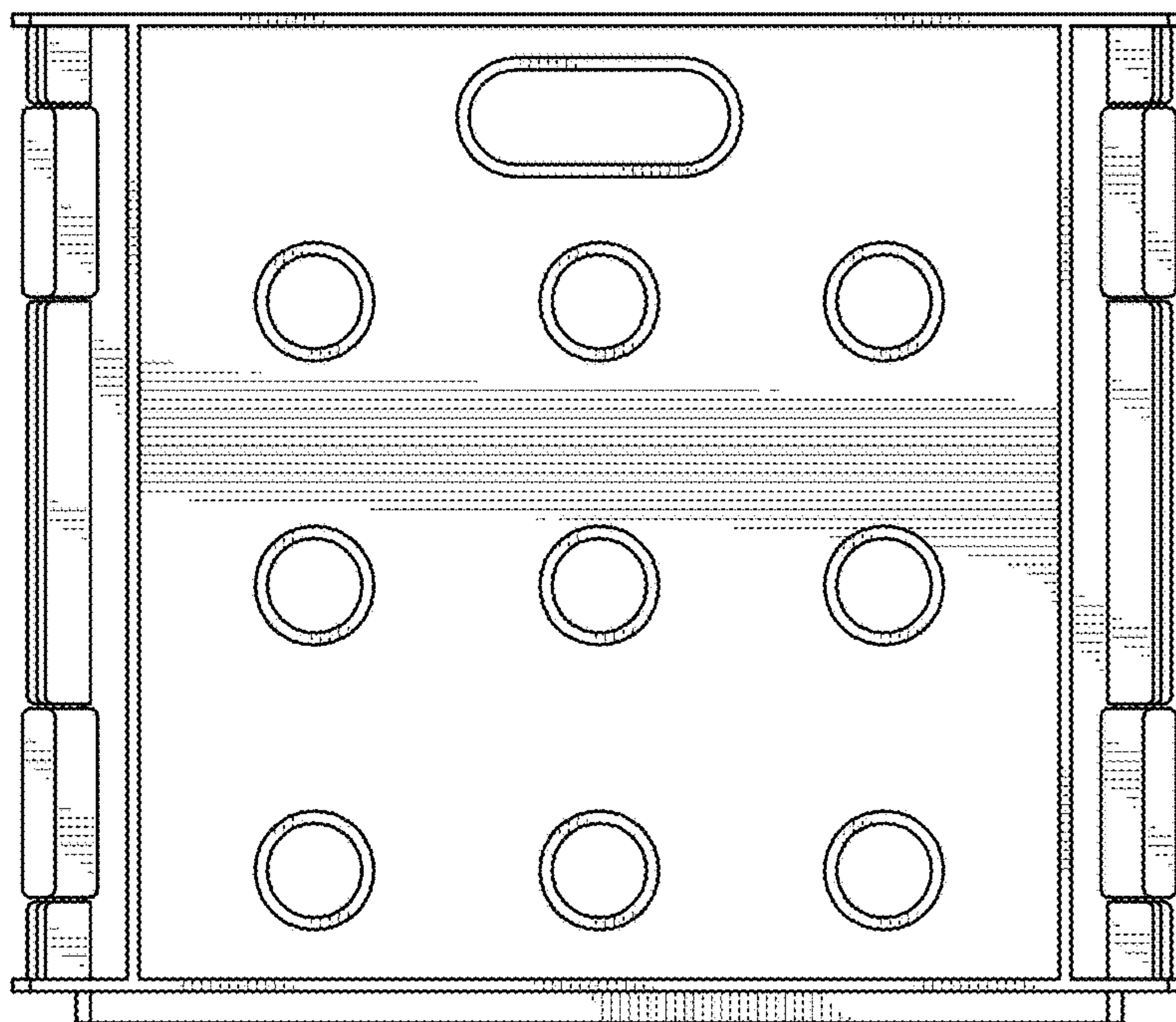


FIG. 2

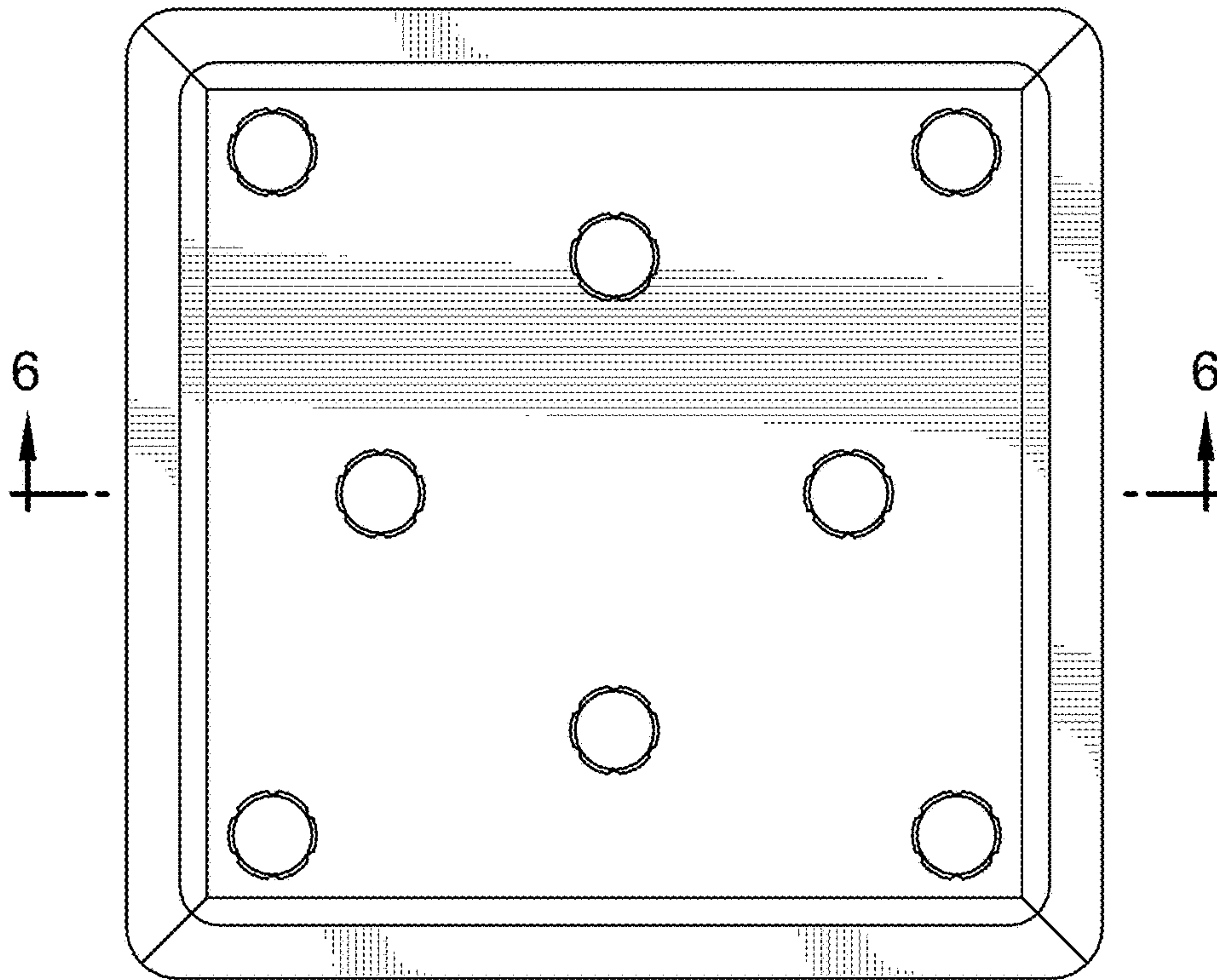


FIG.3

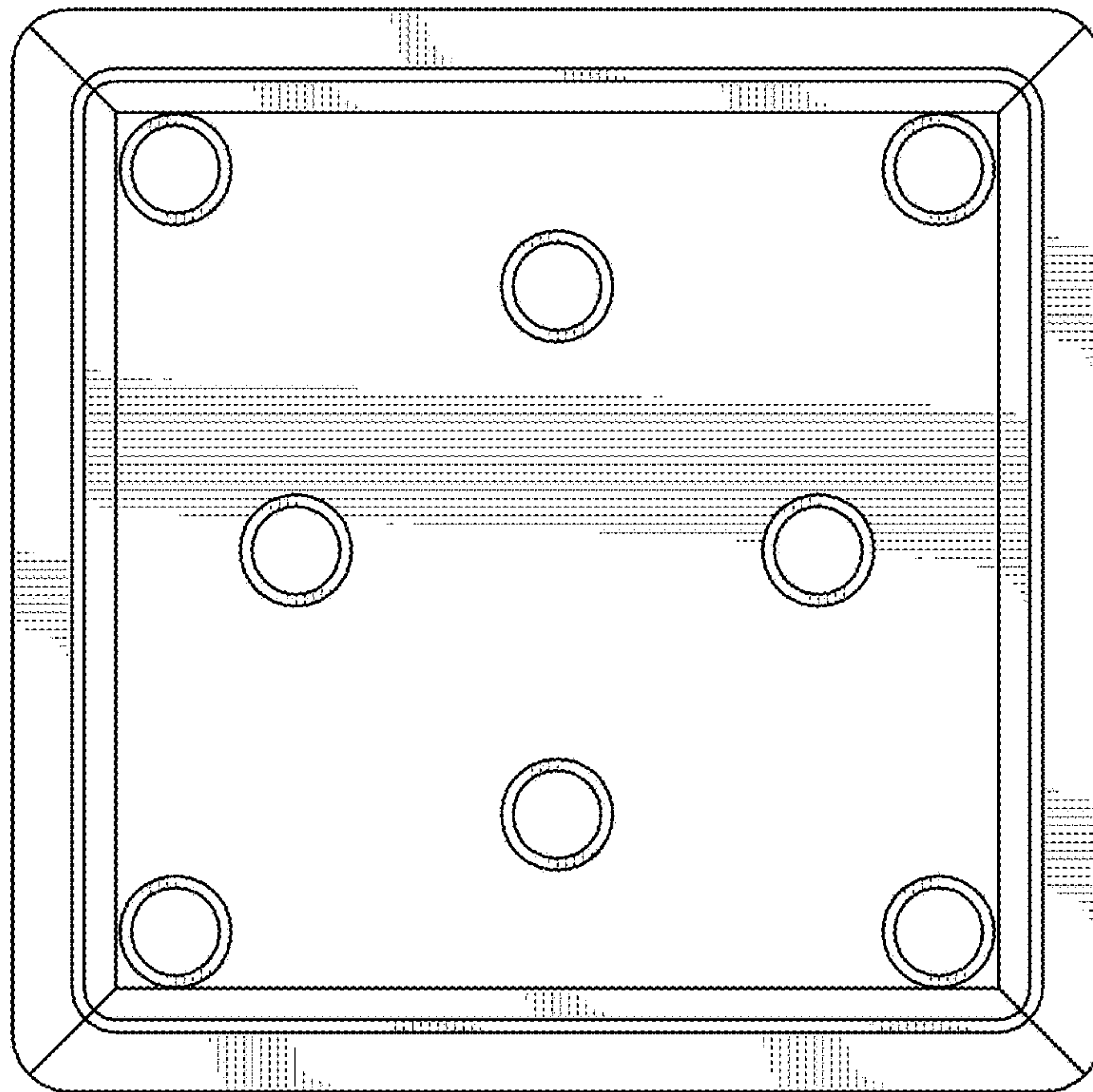


FIG.4

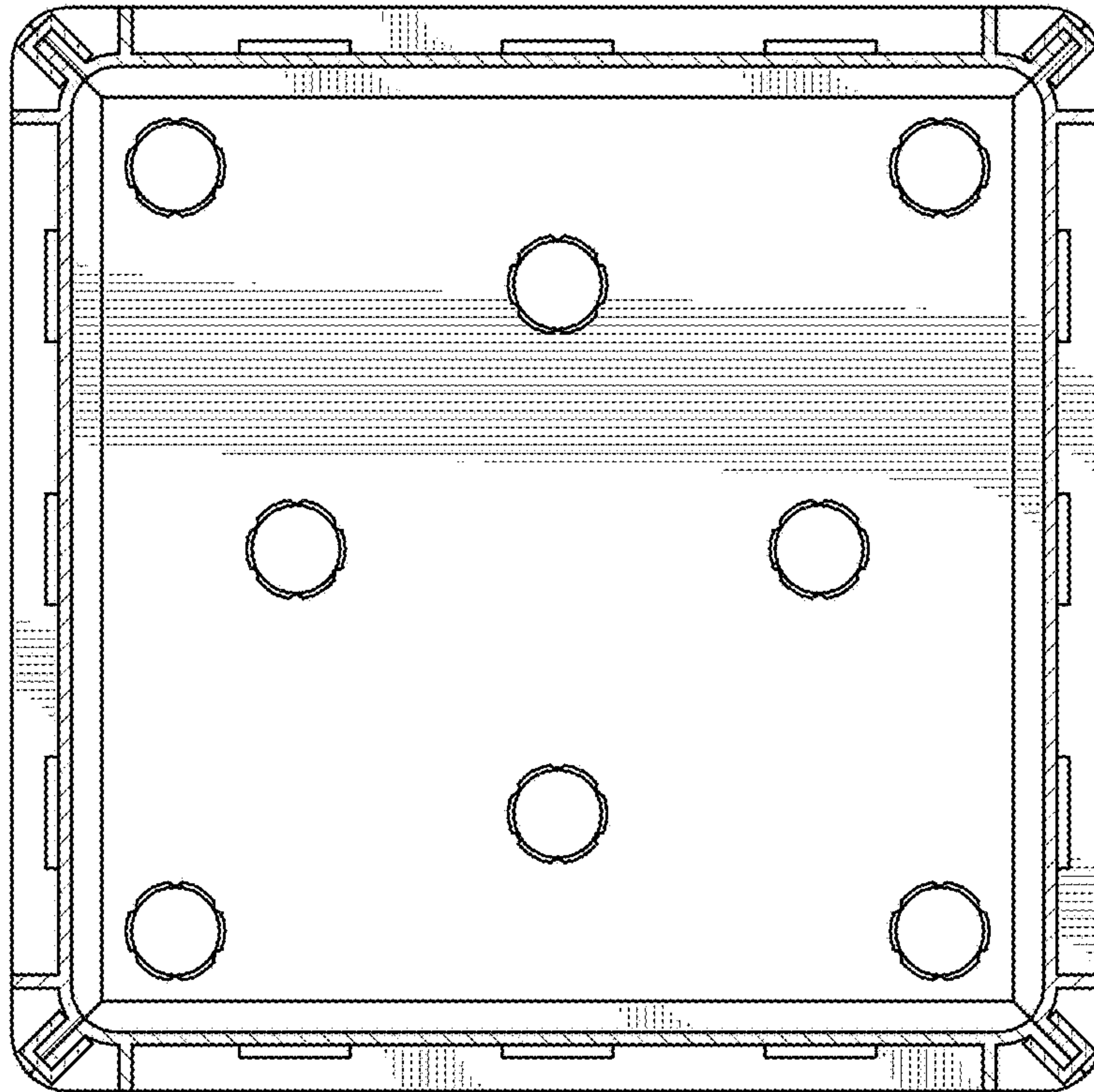


FIG. 5

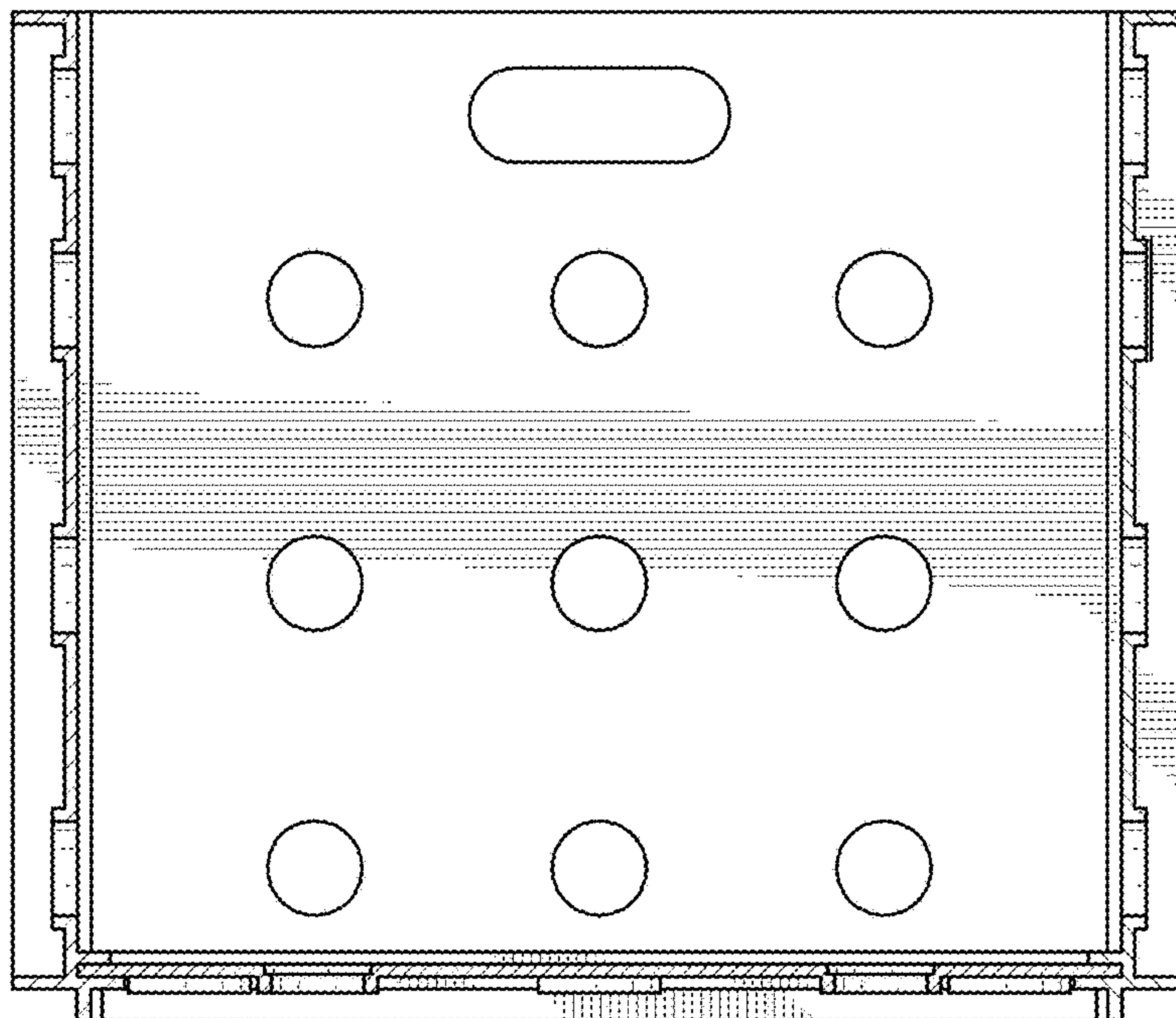


FIG. 6