



US00D785937S

(12) **United States Design Patent** (10) **Patent No.:** **US D785,937 S**  
**Morszeck** (45) **Date of Patent:** **\*\* May 9, 2017**

(54) **SUITCASE**  
(71) Applicant: **RIMOWA GmbH**, Cologne (DE)  
(72) Inventor: **Dieter Morszeck**, Cologne (DE)  
(73) Assignee: **RIMOWA GmbH**, Cologne (DE)  
(\*\*) Term: **14 Years**

(21) Appl. No.: **29/519,860**  
(22) Filed: **Mar. 9, 2015**

(30) **Foreign Application Priority Data**  
Oct. 31, 2014 (EP) ..... 002569160  
(51) **LOC (10) Cl.** ..... **03-01**  
(52) **U.S. Cl.**  
USPC ..... **D3/279; D3/289**  
(58) **Field of Classification Search**  
USPC ..... D3/273, 276, 279, 281, 282, 283, 284,  
D3/294, 289, 301, 902, 900, 905  
CPC ..... A45C 5/00; A45C 5/03; A45C 2005/037;  
A45C 5/14; A45C 7/0027; A45C 7/0018  
See application file for complete search history.

(56) **References Cited**  
U.S. PATENT DOCUMENTS  
D454,430 S \* 3/2002 Sijmons ..... D3/279  
7,398,868 B2 \* 7/2008 Morszeck ..... A45C 5/14  
190/110  
D622,060 S \* 8/2010 Scicluna ..... D3/279  
D630,850 S \* 1/2011 Gifford ..... D3/279  
D644,435 S \* 9/2011 Weng ..... D3/279  
D644,436 S \* 9/2011 Buller ..... D3/279  
D648,938 S \* 11/2011 Meersschaert ..... D3/279

D665,997 S \* 8/2012 Meersschaert ..... D3/279  
D675,018 S \* 1/2013 Roberts ..... D3/279  
D711,649 S \* 8/2014 Chen ..... D3/279  
D714,056 S \* 9/2014 Weng ..... D3/279  
D714,057 S \* 9/2014 Hou ..... D3/279  
D720,534 S \* 1/2015 Chehebar ..... D3/279  
D722,771 S \* 2/2015 Wu ..... D3/279  
D743,698 S \* 11/2015 Della Vecchia ..... D3/273  
2011/0186398 A1 \* 8/2011 Sheikh ..... A45C 7/0027  
190/18 A

\* cited by examiner

*Primary Examiner* — Jennifer Rivard  
*Assistant Examiner* — April Rivas  
(74) *Attorney, Agent, or Firm* — Maier & Maier, PLLC

(57) **CLAIM**  
The ornamental design for a suitcase, as shown and described.

**DESCRIPTION**

FIG. 1 is a front right perspective view of a first embodiment of a suitcase, showing my design;  
FIG. 2 is a front view thereof;  
FIG. 3 is a rear view thereof;  
FIG. 4 is a right side view thereof;  
FIG. 5 is a left side view thereof;  
FIG. 6 is a top view thereof;  
FIG. 7 is a bottom view thereof;  
FIG. 8 is a front right perspective view of a second embodiment of a suitcase;  
FIG. 9 is a front view thereof;  
FIG. 10 is a rear view thereof;  
FIG. 11 is a right side view thereof;  
FIG. 12 is a left side view thereof;  
FIG. 13 is a top view thereof; and,  
FIG. 14 is a bottom view thereof.

**1 Claim, 12 Drawing Sheets**






*Fig. 1*




*Fig. 2*



*Fig. 3*




*Fig. 4*



*Fig. 5*



*Fig. 6*



*Fig. 7*



*Fig. 8*







*Fig. 9*



*Fig. 10*




*Fig. 11*



*Fig. 12*



*Fig. 13*



*Fig. 14*