



US00D785928S

(12) **United States Design Patent** (10) **Patent No.:** **US D785,928 S**
Akana et al. (45) **Date of Patent:** **** May 9, 2017**

(54) **LANYARD**

(71) Applicant: **Apple Inc.**, Cupertino, CA (US)

(72) Inventors: **Jody Akana**, San Francisco, CA (US);
Molly Anderson, San Francisco, CA (US);
Bartley K. Andre, Palo Alto, CA (US);
Shota Aoyagi, San Francisco, CA (US);
Anthony Michael Ashcroft, San Francisco, CA (US);
Jeremy Bataillou, San Francisco, CA (US);
Daniel J. Coster, San Francisco, CA (US);
Daniele De Iuliis, San Francisco, CA (US);
M. Evans Hankey, San Francisco, CA (US);
Julian Hoenig, San Francisco, CA (US);
Richard P. Howarth, San Francisco, CA (US);
Jonathan P. Ive, San Francisco, CA (US);
Duncan Robert Kerr, San Francisco, CA (US);
Matthew Dean Rohrbach, San Francisco, CA (US);
Peter Russell-Clarke, San Francisco, CA (US);
Benjamin Andrew Shaffer, San Jose, CA (US);
Mikael Silvano, San Francisco, CA (US);
Christopher J. Stringer, Woodside, CA (US);
Eugene Antony Whang, San Francisco, CA (US);
Rico Zörkendörfer, San Francisco, CA (US)

(73) Assignee: **Apple Inc.**, Cupertino, CA (US)

(**) Term: **15 Years**

(21) Appl. No.: **29/582,783**

(22) Filed: **Oct. 31, 2016**

Related U.S. Application Data

(63) Continuation of application No. 29/530,232, filed on Jun. 15, 2015, now Pat. No. Des. 770,170.

(51) **LOC (10) Cl.** **03-01**

(52) **U.S. Cl.**
USPC **D3/218**

(58) **Field of Classification Search**

USPC D11/1-25, 79-90, 215, 200, 201;
D3/215, 218, 327, 318, 207, 208; 24/3,
(Continued)

(56) **References Cited**

U.S. PATENT DOCUMENTS

1,509,781 A 9/1924 Roth
2,964,348 A 12/1960 Ingham
(Continued)

FOREIGN PATENT DOCUMENTS

EM 000209945-007 5/2004
JP D1099090 1/2001
(Continued)

OTHER PUBLICATIONS

iPod Touch Loop-Blue. <<http://store.apple.com/us/product/MD974LL/A/ipod-touch-loop-blue?fnode=70>> [retrieved on May 20, 2014].

Primary Examiner — Melanie Pellegrini
(74) *Attorney, Agent, or Firm* — Sterne, Kessler, Goldstein & Fox P.L.L.C.

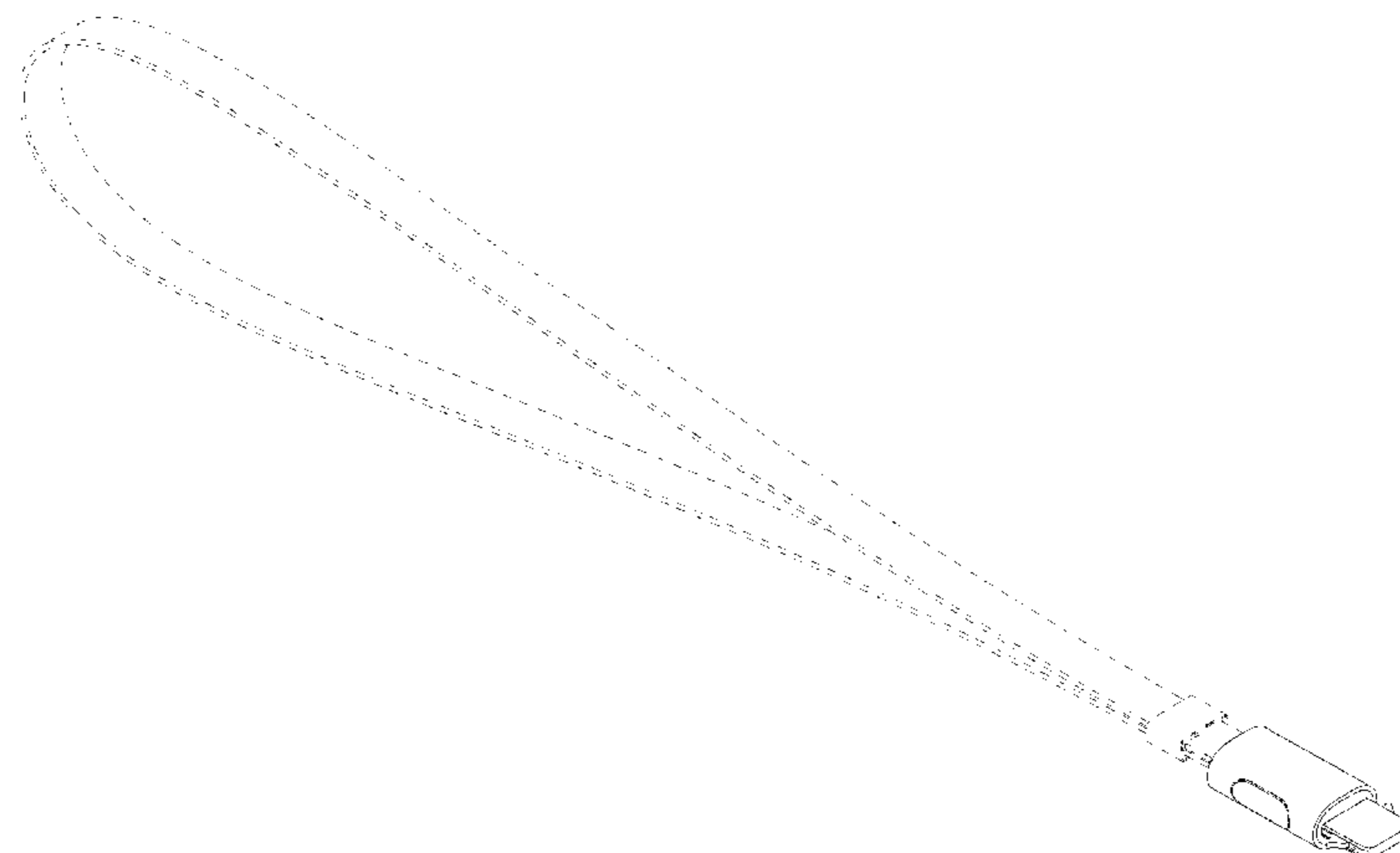
(57) **CLAIM**

The ornamental design for a lanyard, as shown and described.

DESCRIPTION

FIG. 1 is a bottom front perspective view of a lanyard showing our new design;
FIG. 2 is a top rear perspective view thereof;
FIG. 3 is a front view thereof;
FIG. 4 is a rear view thereof;
FIG. 5 is a left side view thereof;
FIG. 6 is a right side view thereof;
FIG. 7 is a bottom view thereof; and,
FIG. 8 is a top view thereof.

(Continued)



The broken lines in the Figures show portions of the lanyard that form no part of the claimed design.

1 Claim, 5 Drawing Sheets

(58) Field of Classification Search

USPC 24/3.3, 3.4, 3.5, 298; D16/339;
351/156-158; 224/600, 615, 607, 250,
224/255, 257; D2/627; D13/153, 154
CPC .. A44C 5/18; A44C 5/185; A44C 5/20; A44C
5/2018; A44C 5/2023; A44C 5/2033;
A44C 5/2042; A44C 5/2047; A44C
5/2052; A44C 5/2057; A44C 5/208; A44C
5/2085; A45C 2011/001; A45C 2011/002;
A45C 2011/003; A44B 11/266; A44B
11/2503; A44B 11/28

See application file for complete search history.

(56) References Cited

U.S. PATENT DOCUMENTS

3,771,275	A	11/1973	Seckerson	
3,927,808	A	12/1975	Steen	
4,614,322	A	9/1986	Goetz	
4,918,758	A	4/1990	Rendina	
5,027,477	A	7/1991	Seron	
5,046,222	A	9/1991	Byers et al.	
D338,037	S	8/1993	Miller et al.	
5,460,347	A	10/1995	Schacher	
5,561,891	A *	10/1996	Hsieh	A44B 11/14 24/170
D382,503	S	8/1997	Kalbach	
D386,610	S	11/1997	Wright	
5,823,364	A	10/1998	Mucciacciaro	
D418,774	S	1/2000	Kalbach	
6,171,039	B1	1/2001	Seurujarvi	
D438,373	S	3/2001	Riley	
6,321,965	B1	11/2001	Lavi et al.	
D462,523	S	9/2002	Kalbach	
6,711,785	B1 *	3/2004	Hicks	A44B 11/006 24/3.1
6,752,305	B2	6/2004	Shattuck	
D506,056	S	6/2005	Burns	
7,013,675	B2	3/2006	Marquez-Pickering	
D520,738	S	5/2006	Tarantino	
D521,726	S	5/2006	Tarantino	
7,124,470	B2	10/2006	Alanis	
7,188,814	B2	3/2007	Davis	
D541,190	S	4/2007	Plzak	
D541,523	S	5/2007	Zoullas et al.	

D557,008	S	12/2007	Stiller	
D562,807	S	2/2008	Andre et al.	
D580,695	S	11/2008	Negrin	
D582,985	S	12/2008	Tanaka	
D604,191	S	11/2009	Ohara et al.	
D638,330	S	5/2011	Fahrendorff et al.	
D644,139	S	8/2011	Kalbach	
D655,080	S	3/2012	Burrows	
D659,394	S	5/2012	Hebert et al.	
D662,436	S	6/2012	Kalbach	
D667,749	S	9/2012	Case et al.	
D669,265	S	10/2012	Pent	
8,295,533	B1	10/2012	Schachtman	
D680,895	S	4/2013	Akana et al.	
D681,504	S	5/2013	Kalbach	
D684,539	S	6/2013	Akana et al.	
D684,542	S	6/2013	Ledesma	
D684,976	S	6/2013	Akana et al.	
D691,651	S	10/2013	Kim	
D694,478	S	11/2013	Ali	
D695,632	S	12/2013	Akana et al.	
D699,002	S	2/2014	Connolly	
D699,144	S	2/2014	Kalbach	
D699,188	S	2/2014	Akana et al.	
D703,145	S	4/2014	Akana et al.	
D723,264	S	3/2015	Akana et al.	
8,984,188	B2 *	3/2015	Jol	H01R 29/00 709/220
9,016,534	B2	4/2015	Whitley et al.	
D728,449	S	5/2015	Klinck et al.	
D731,434	S	6/2015	Akana et al.	
D738,827	S *	9/2015	Lo	D13/154
D770,170	S *	11/2016	Akana	D11/3
2002/0005418	A1	1/2002	Levesque et al.	
2003/0160074	A1	8/2003	Pineda	
2004/0094592	A1	5/2004	Brown	
2006/0113345	A1	6/2006	Zoullas et al.	
2007/0084020	A1	4/2007	Chiu et al.	
2007/0278265	A1 *	12/2007	Contente	A45F 5/00 224/162
2010/0206925	A1	8/2010	Fielding	
2012/0110226	A1 *	5/2012	Vlach	A61B 5/04286 710/63
2012/0273541	A1	11/2012	Zwach	
2014/0004763	A1	1/2014	Whitley et al.	
2014/0076945	A1	3/2014	Weber	

FOREIGN PATENT DOCUMENTS

JP	D1241367	6/2005
JP	D1295521	3/2007
JP	D1378493	1/2010
KR	30-2006-0029654	3/2007

* cited by examiner

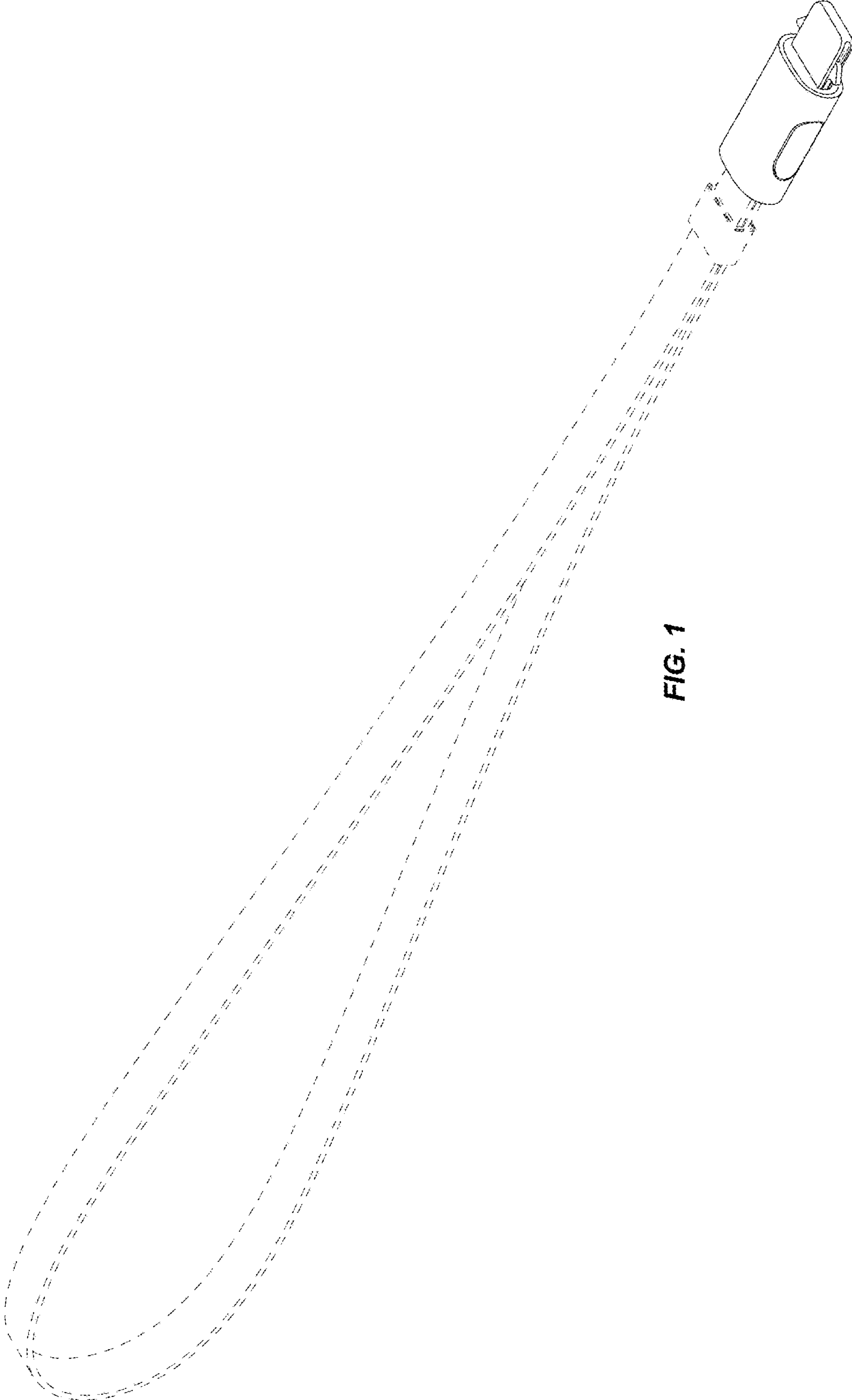


FIG. 1

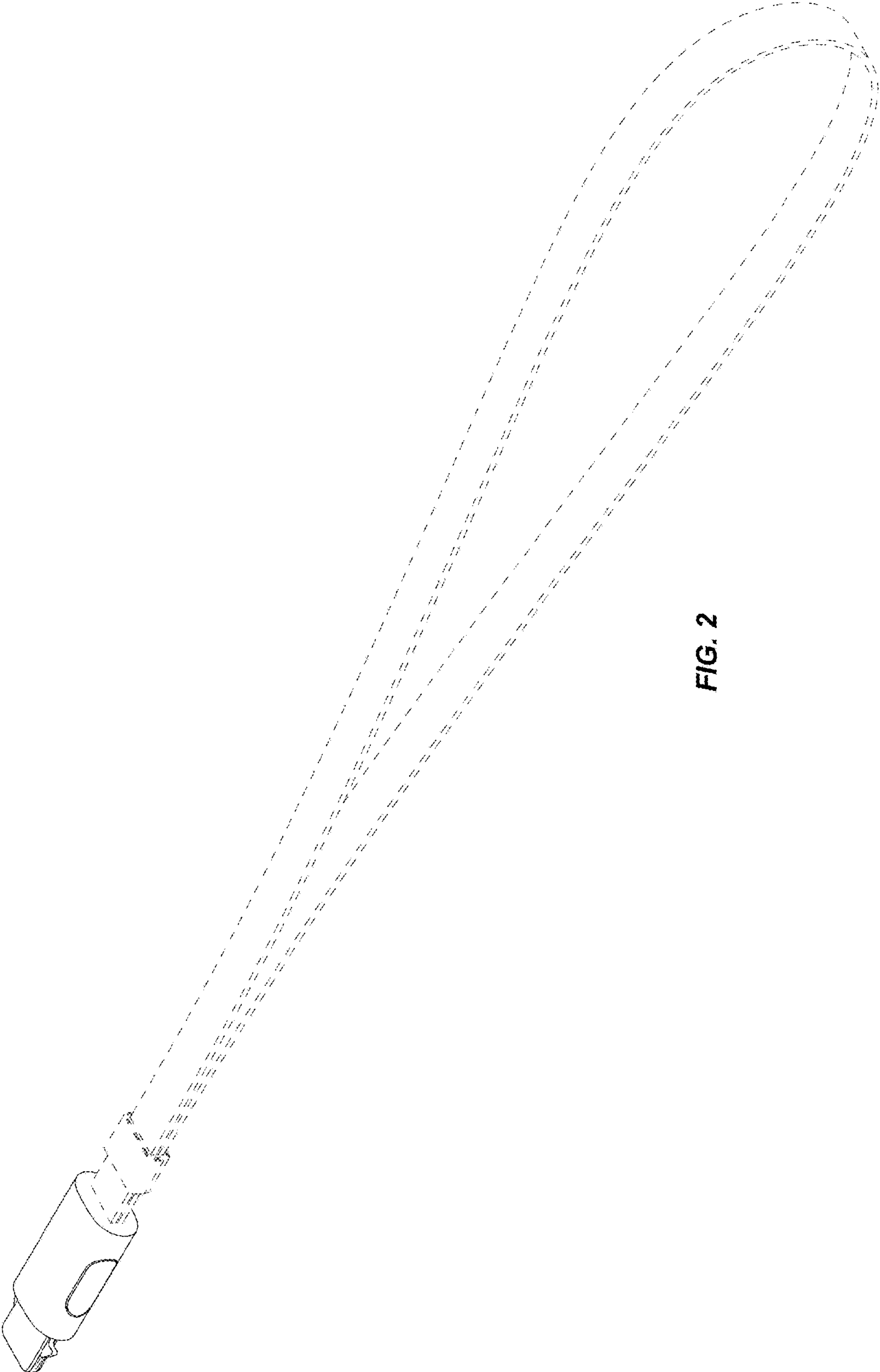


FIG. 2




FIG. 3




FIG. 4

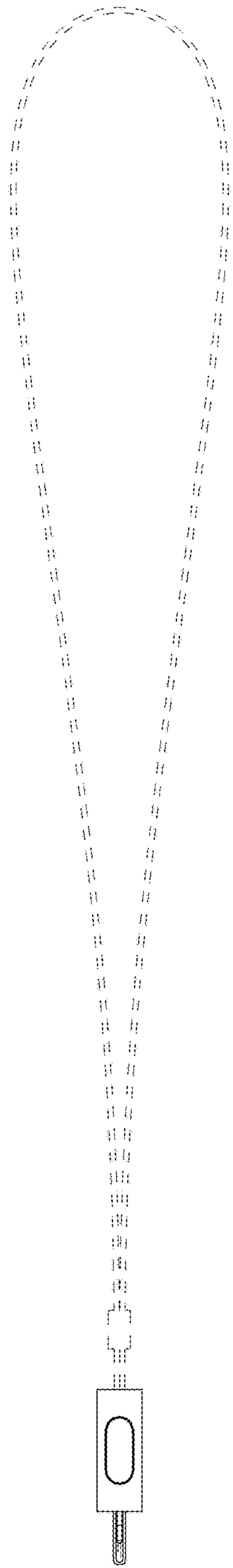


FIG. 5




FIG. 6

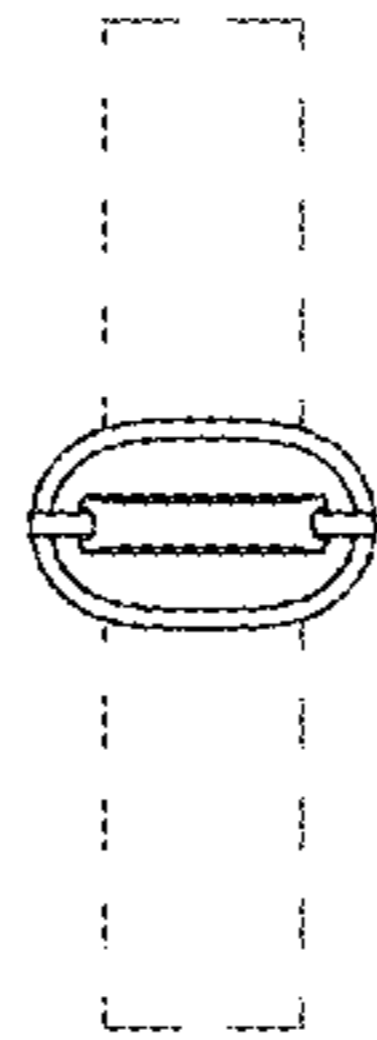


FIG. 7

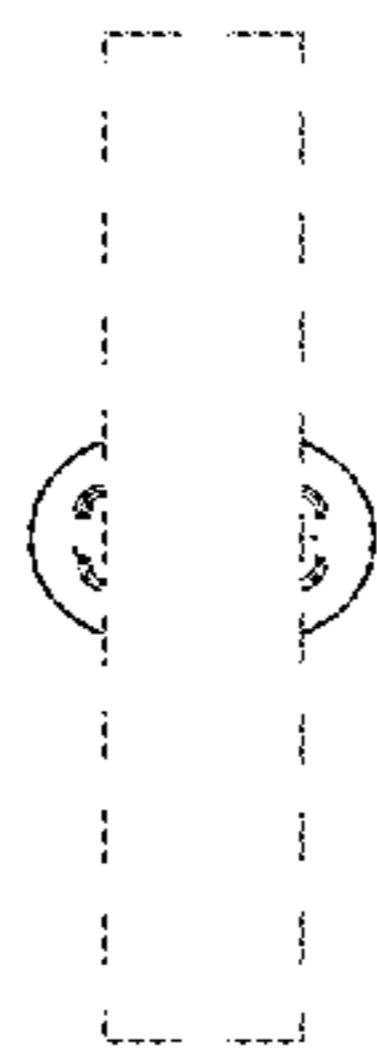


FIG. 8