



US00D785922S

(12) **United States Design Patent** (10) **Patent No.:** **US D785,922 S**
Hong (45) **Date of Patent:** **** May 9, 2017**

(54) **SHOE UPPER**

(71) Applicant: **NIKE, Inc.**, Beaverton, OR (US)

(72) Inventor: **Jin Hong**, Beaverton, OR (US)

(73) Assignee: **NIKE, Inc.**, Beaverton, OR (US)

(**) Term: **15 Years**

(21) Appl. No.: **29/554,702**

(22) Filed: **Feb. 14, 2016**

(51) **LOC (10) Cl.** **02-04**

(52) **U.S. Cl.**
USPC **D2/972**

(58) **Field of Classification Search**
USPC D2/896, 898, 900, 902-908, 923, 969,
D2/972-974
CPC A43B 5/00; A43B 13/141; A43B 13/181;
A43B 23/00
See application file for complete search history.

(56) **References Cited**

U.S. PATENT DOCUMENTS

D381,800 S *	8/1997	Greene	D2/972
D438,697 S *	3/2001	Matis	D2/902
D447,860 S *	9/2001	Matis	D2/902
D480,863 S *	10/2003	Robbins	D2/969
D528,771 S *	9/2006	Lupo	D2/972
D580,155 S *	11/2008	Banik	D2/969
D612,144 S *	3/2010	Bosomworth	D2/972
D715,531 S	10/2014	Cochrane		
D747,090 S	1/2016	Raasch		

OTHER PUBLICATIONS

Nike Footscape Route Roshe Designer Strikes Again [online], [retrieved Sep. 14, 2016], Retrieved from Internet <URL: http://

www.nikeblog.com/2015/03/20/nike-footscape-route-roshe-designer-strikes-again/>; 4 color sheets, Dated Mar. 20, 2015.
Nike Zoom Speed Trainer 3 Officially Unveiled [online], [retrieved Sep. 14, 2016], Retrieved from Internet <URL: http://www.nikeblog.com/2015/09/26/nike-zoom-speed-trainer-3-officially-unveiled/>; 4 color sheets, Dated Sep. 26, 2015.

* cited by examiner

Primary Examiner — Holly Baynham

Assistant Examiner — Rashida C Walshon

(74) *Attorney, Agent, or Firm* — Banner & Witcoff, Ltd.


(57) **CLAIM**

The ornamental design for a shoe upper, as shown and described.

DESCRIPTION

FIG. 1 is a front perspective view of a shoe upper showing my new design;
FIG. 2 is a side view thereof;
FIG. 3 is a rear perspective view thereof;
FIG. 4 is a front perspective view of a shoe upper showing an alternative embodiment of my new design;
FIG. 5 is a side view thereof; and,
FIG. 6 is a rear perspective view thereof.
The broken lines immediately adjacent to the shaded area in FIGS. 1-6 represent unclaimed boundaries of the design. The even-length broken lines in the lower shaded panel in FIGS. 4-6 represent disclaimed stitching that forms no part of the claimed design. The broken lines showing the remainder of the shoe in FIGS. 1-6 are for environmental purposes only and form no part of the claimed design.

1 Claim, 6 Drawing Sheets



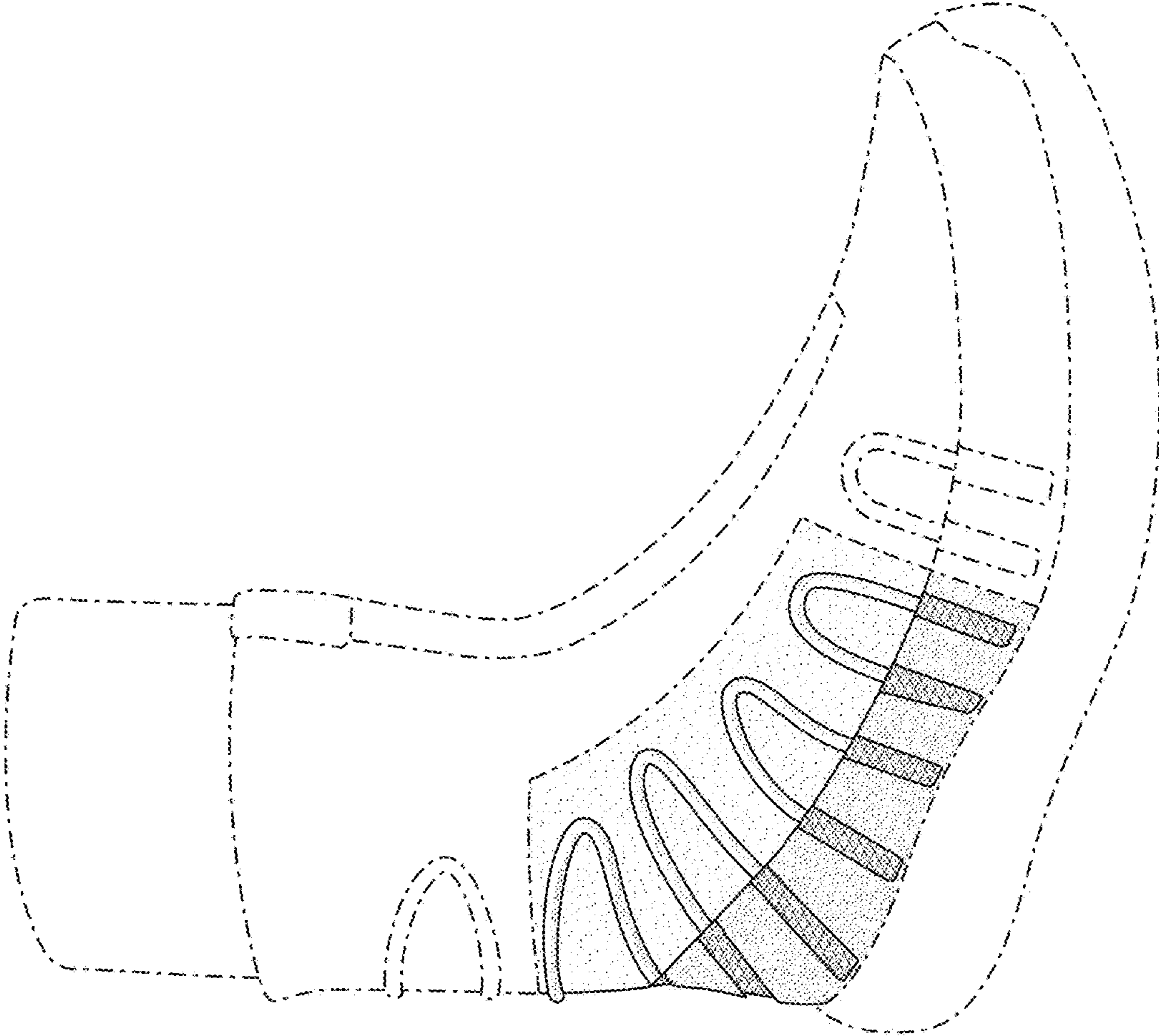


FIG. 1

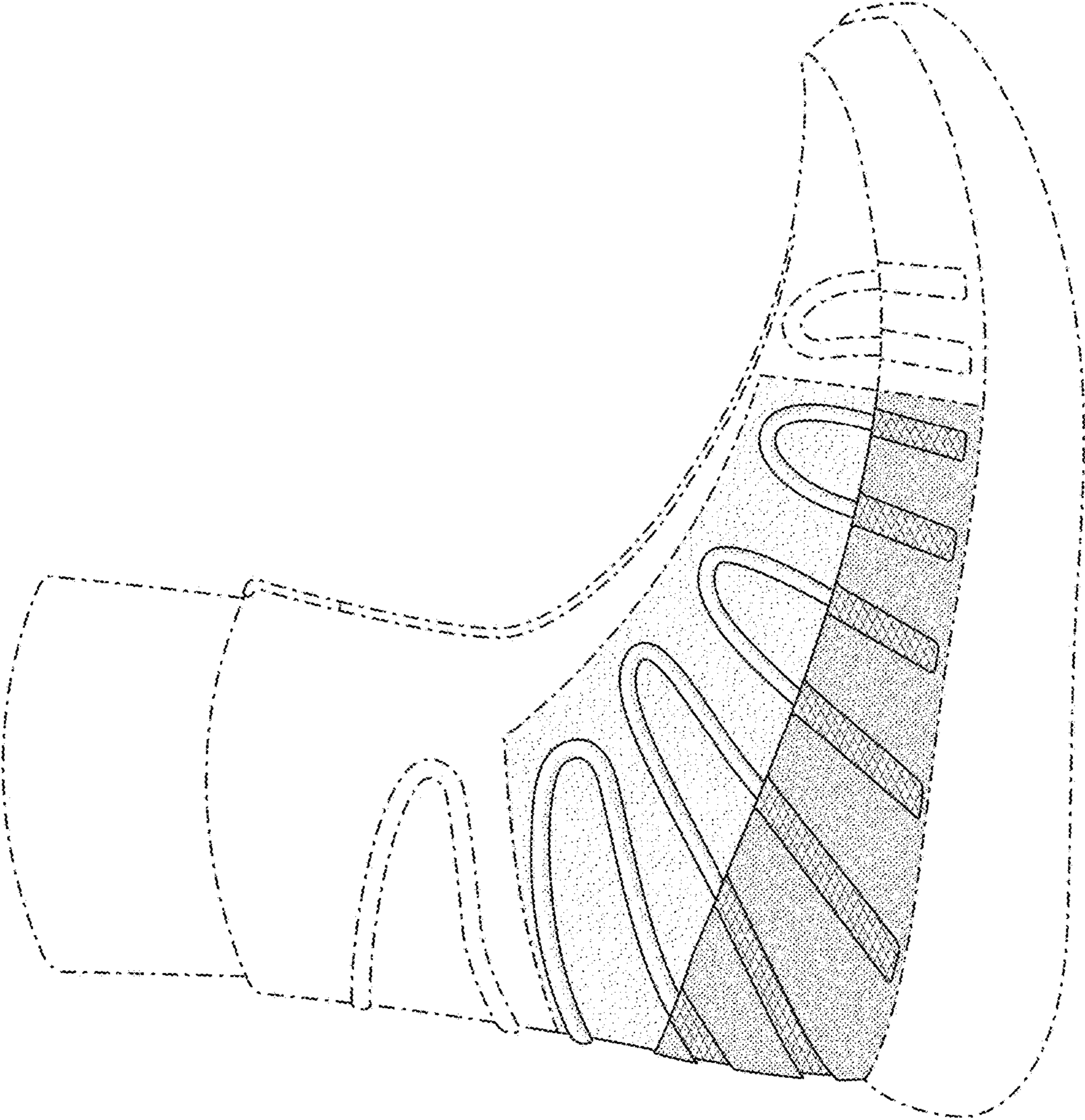


FIG. 2

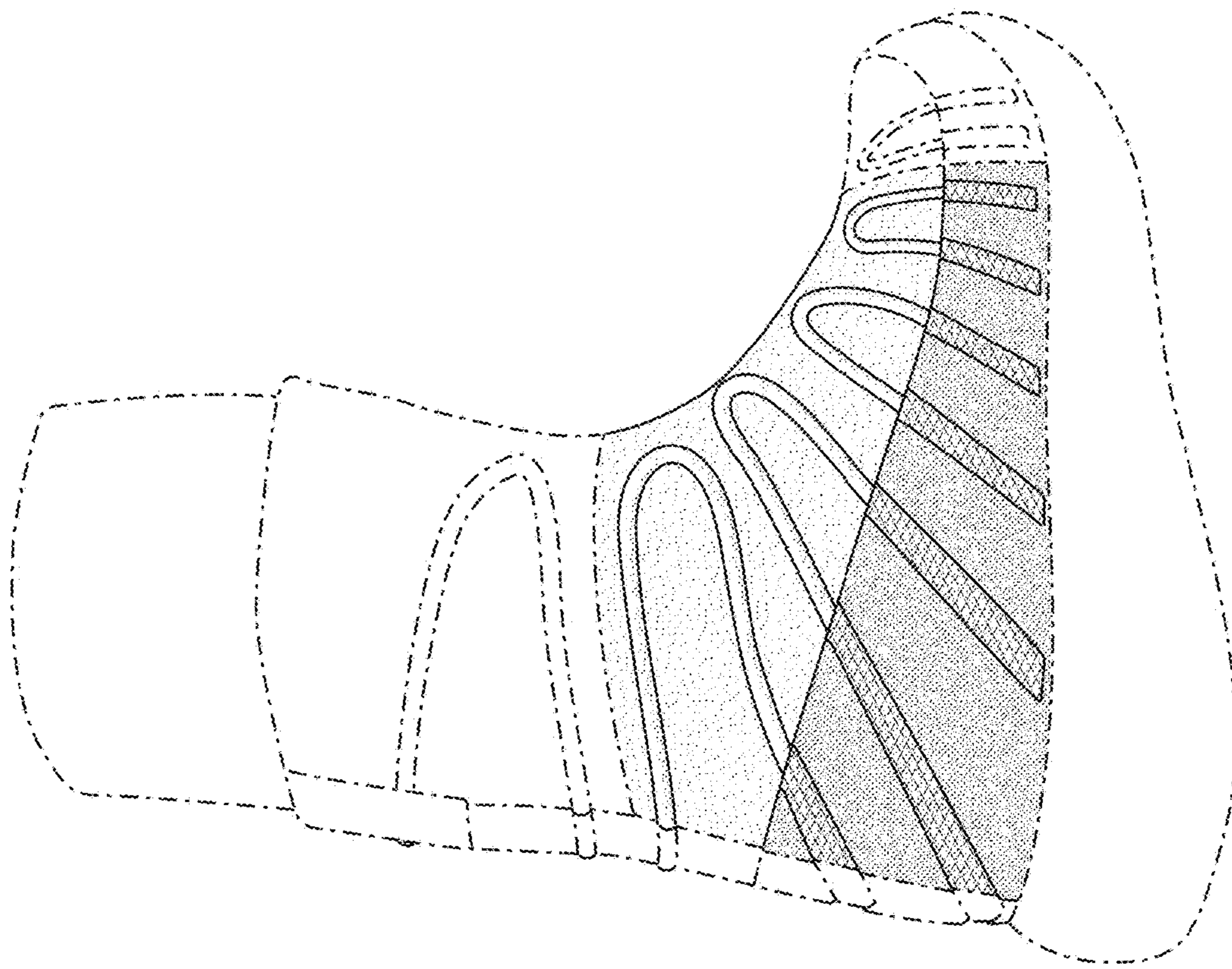


FIG. 3

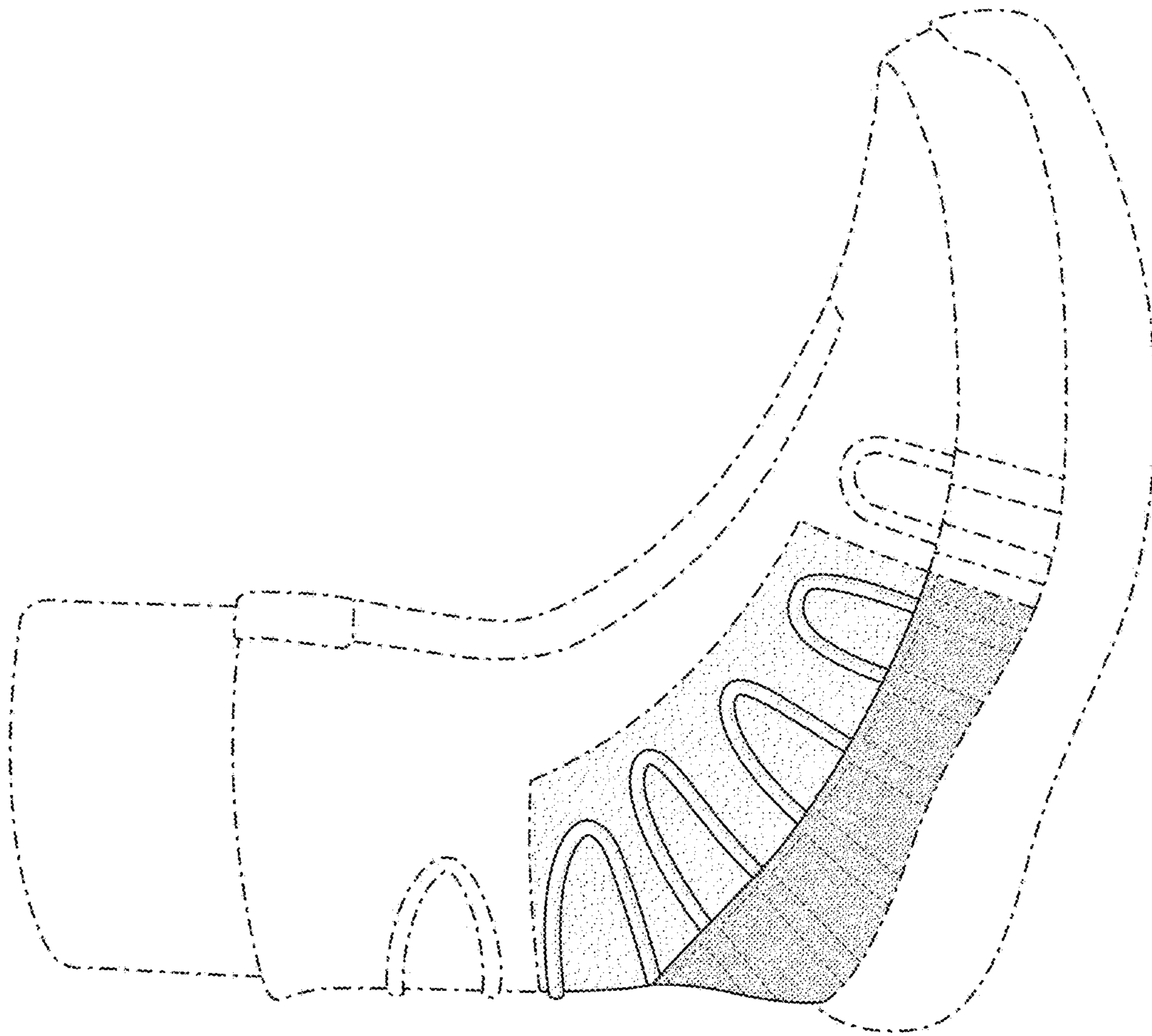


FIG. 4

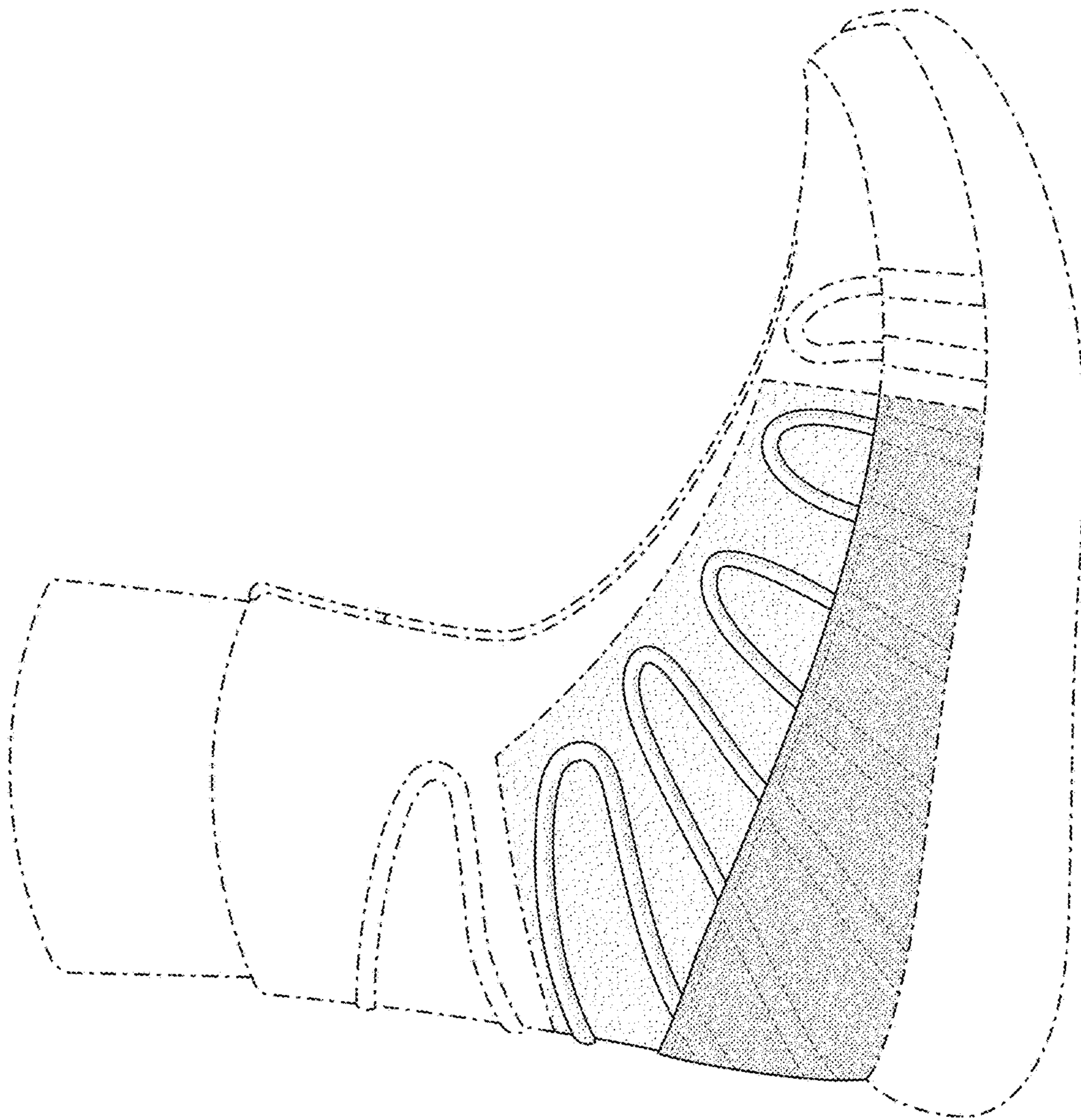


FIG. 5

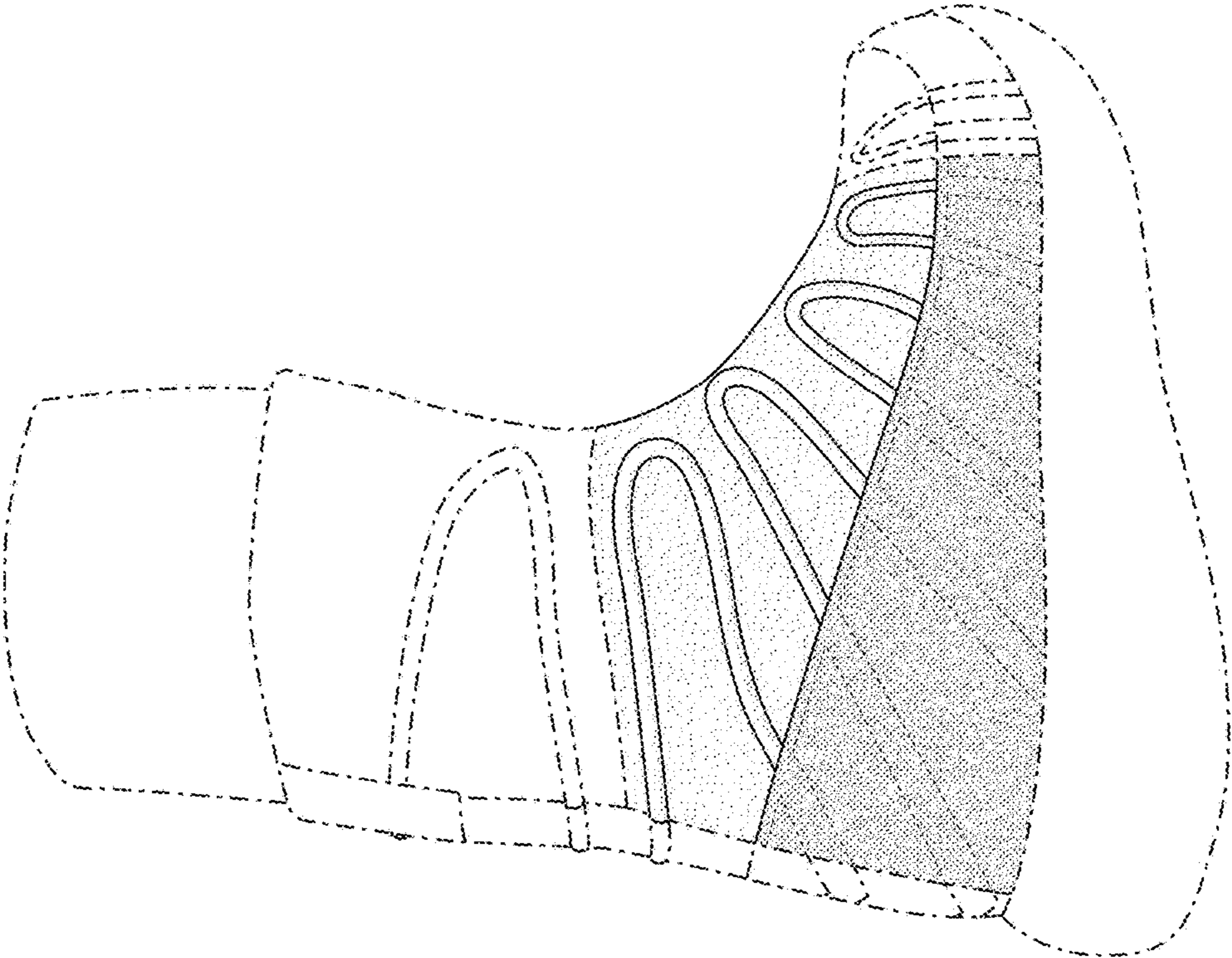


FIG. 6