



US00D785915S

(12) **United States Design Patent** (10) **Patent No.:** **US D785,915 S**  
**Denny** (45) **Date of Patent:** **\*\* May 9, 2017**

(54) **PORTION OF A BOOT UPPER**  
(71) Applicant: **Jannie Denny**, Los Angeles, CA (US)  
(72) Inventor: **Jannie Denny**, Los Angeles, CA (US)  
(73) Assignee: **Dynasty Footwear, Ltd.**, El Segundo, CA (US)  
(\*\*) Term: **15 Years**  
(21) Appl. No.: **29/549,412**  
(22) Filed: **Dec. 22, 2015**  
(51) **LOC (10) Cl.** ..... **02-04**  
(52) **U.S. Cl.**  
USPC ..... **D2/910**  
(58) **Field of Classification Search**  
USPC ..... D2/909-926, 939, 969, 970  
CPC ..... A43B 1/02; A43B 1/04; A43B 1/0081;  
A43B 1/0009; A43B 1/0063; A43B 1/12;  
A43B 1/14; A43B 1/0054; A43B 1/10;  
A43B 3/02; A43B 3/08  
See application file for complete search history.

D661,080 S \* 6/2012 Ng ..... D2/911  
D703,925 S \* 5/2014 LaHaye ..... D2/910  
D704,425 S \* 5/2014 MacIntyre ..... D2/970  
D704,427 S \* 5/2014 Dillenbeck ..... D2/970  
D705,529 S \* 5/2014 Ng ..... D2/970  
D706,024 S \* 6/2014 Ng ..... D2/970  
D706,527 S \* 6/2014 Dillenbeck ..... D2/971  
D734,935 S \* 7/2015 Todd ..... D2/970  
D773,169 S \* 12/2016 Prochmann ..... D2/976  
D773,170 S \* 12/2016 Prochmann ..... D2/976  
D773,171 S \* 12/2016 Prochmann ..... D2/976  
2011/0225849 A1\* 9/2011 Zubyk ..... A43B 3/0031  
36/136  
2014/0075791 A1\* 3/2014 Smith ..... A43B 1/0027  
36/72 R

\* cited by examiner

*Primary Examiner* — Susan Bennett Hattan  
*Assistant Examiner* — Jennifer Wright  
(74) *Attorney, Agent, or Firm* — Joseph G. Swan, P.C.

(57) **CLAIM**

The ornamental design for a portion of a boot upper, as shown and described.

**DESCRIPTION**

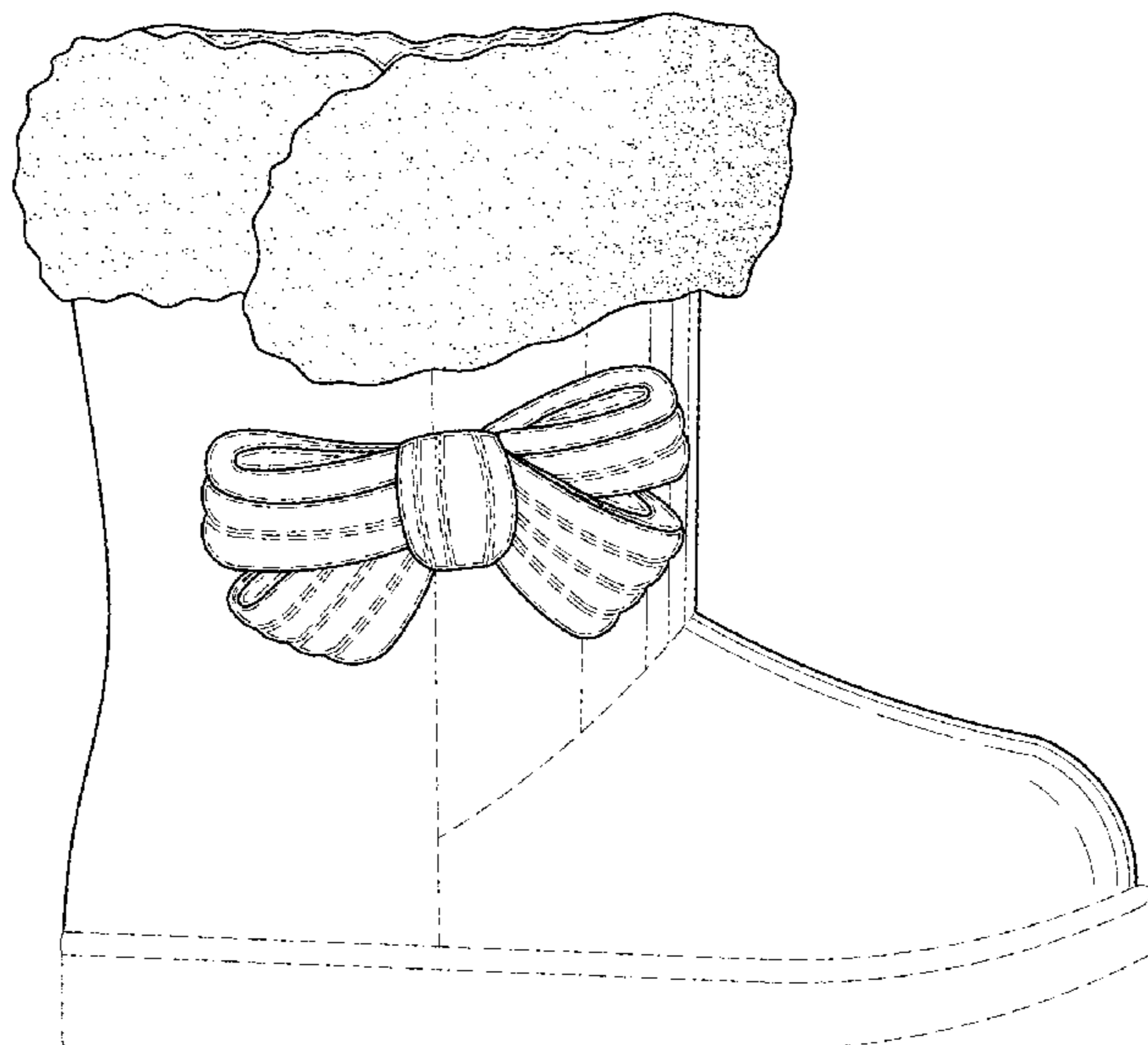
FIG. 1 is a right side elevational view of a portion of a boot upper according to the present invention.  
FIG. 2 is a left side elevational view of the portion of a boot upper.  
FIG. 3 is a rear elevational view of the portion of a boot upper.  
FIG. 4 is a front elevational view of the portion of a boot upper; and,  
FIG. 5 is a top plan view of the portion of a boot upper.  
The broken lines on the interior of the portion of a boot upper in FIGS. 1 and 5 depict boundary lines while the remaining broken lines depict parts of the portion of a boot upper that form no part of the claimed design.

**1 Claim, 4 Drawing Sheets**


(56) **References Cited**

**U.S. PATENT DOCUMENTS**

382,498 A \* 5/1888 Thomas ..... A43B 3/02  
36/4  
D21,954 S \* 11/1892 Richardson ..... D2/910  
D42,322 S \* 3/1912 Prescott ..... D2/911  
D76,233 S \* 9/1928 Golden ..... D2/900  
D232,876 S \* 9/1974 Cupples ..... D2/912  
D238,523 S \* 1/1976 Harrington ..... D2/910  
D240,971 S \* 8/1976 Summa ..... D2/910  
D241,283 S \* 9/1976 Summa ..... D2/912  
D242,400 S \* 11/1976 Harrington ..... D2/910  
D585,635 S \* 2/2009 Le ..... D2/944  
D608,987 S \* 2/2010 Taplin ..... D2/909  
D609,885 S \* 2/2010 Briggs ..... D2/910  
D616,184 S \* 5/2010 Ng ..... D2/946  
D640,450 S \* 6/2011 Exton ..... D2/910



*FIG. 1*



*FIG. 2*

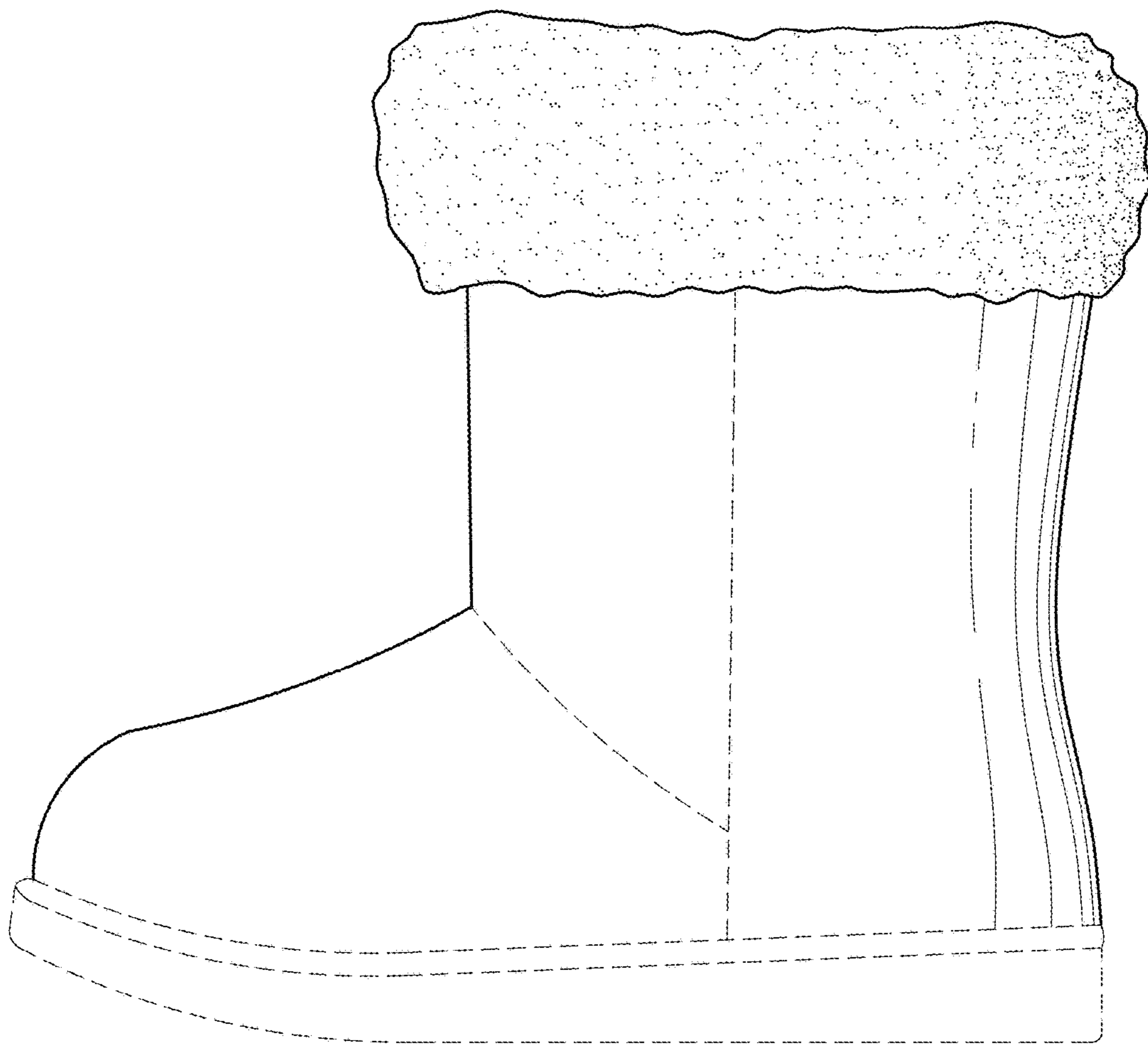


FIG. 3

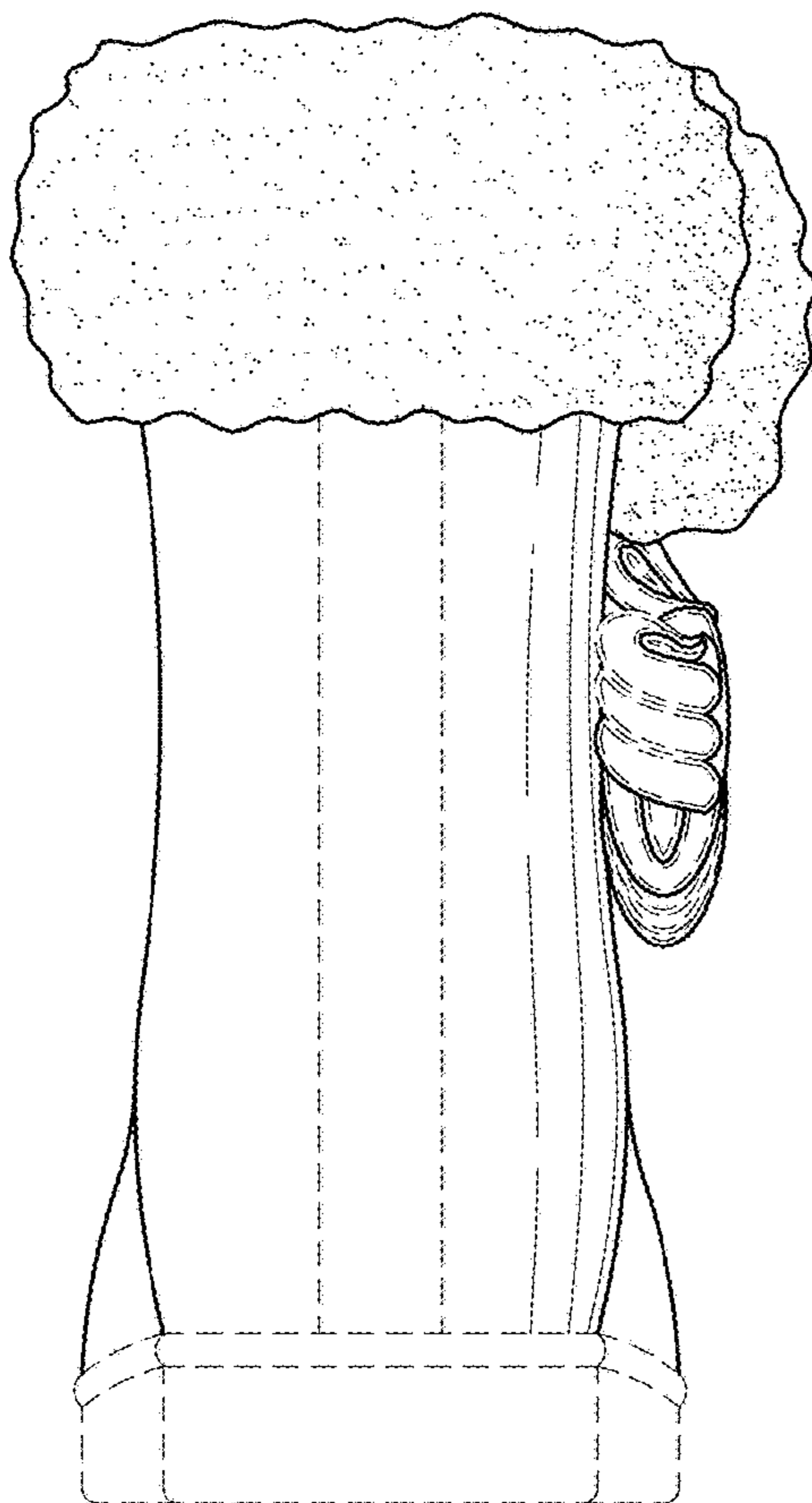
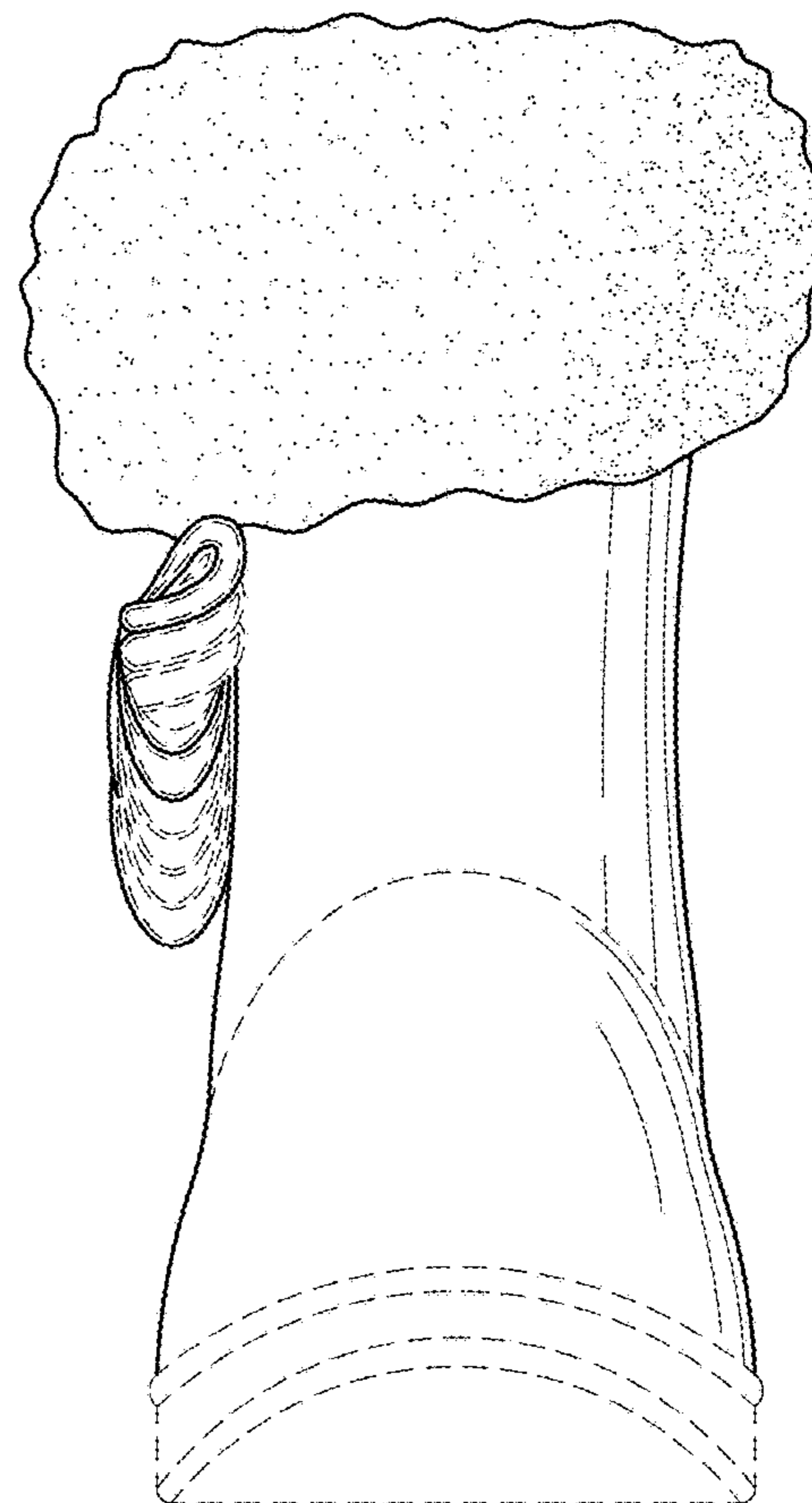
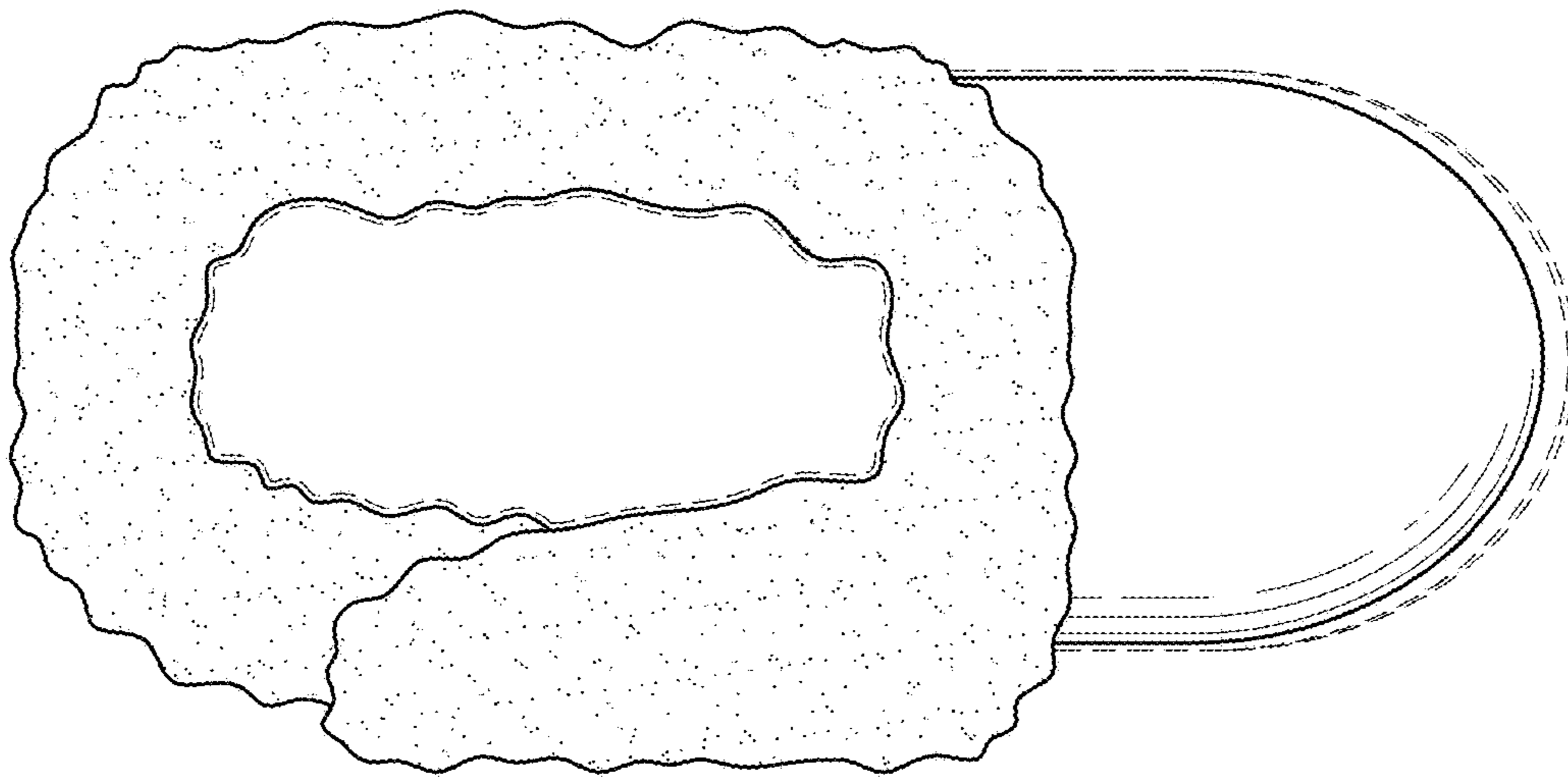


FIG. 4





*FIG. 5*