



US00D785914S

(12) **United States Design Patent** (10) **Patent No.:** **US D785,914 S**  
**Denniston et al.** (45) **Date of Patent:** **\*\* May 9, 2017**

(54) **FOOTWEAR**

D694,994 S \* 12/2013 Santos ..... D2/910  
D703,925 S 5/2014 LaHaye  
9,332,807 B2 \* 5/2016 Coulter ..... A43B 23/025  
(Continued)

(71) Applicant: **Under Armour, Inc.**, Baltimore, MD  
(US)

(72) Inventors: **Sean Denniston**, Portland, OR (US);  
**David Dombrow**, Baltimore, MD (US)

FOREIGN PATENT DOCUMENTS

CN 202051030 U 11/2011  
CN 202375172 U 8/2012  
(Continued)

(73) Assignee: **Under Armour, Inc.**, Baltimore, MD  
(US)

*Primary Examiner* — Susan Bennett Hattan  
*Assistant Examiner* — Jennifer Wright  
(74) *Attorney, Agent, or Firm* — Edell, Shapiro & Finnan,  
LLC

(\*\*) Term: **15 Years**

(21) Appl. No.: **29/547,270**

(57) **CLAIM**

(22) Filed: **Dec. 2, 2015**

The ornamental design for footwear, as shown and described.

(51) **LOC (10) Cl.** ..... **02-04**

(52) **U.S. Cl.**  
USPC ..... **D2/910**

**DESCRIPTION**

(58) **Field of Classification Search**  
USPC ..... D2/909–915, 969, 970  
CPC ... A43B 1/0081; A43B 1/0054; A43B 1/0063;  
A43B 1/10; A43B 1/12; A43B 3/02;  
A43B 3/08; A43B 1/009; A43B 1/14  
See application file for complete search history.

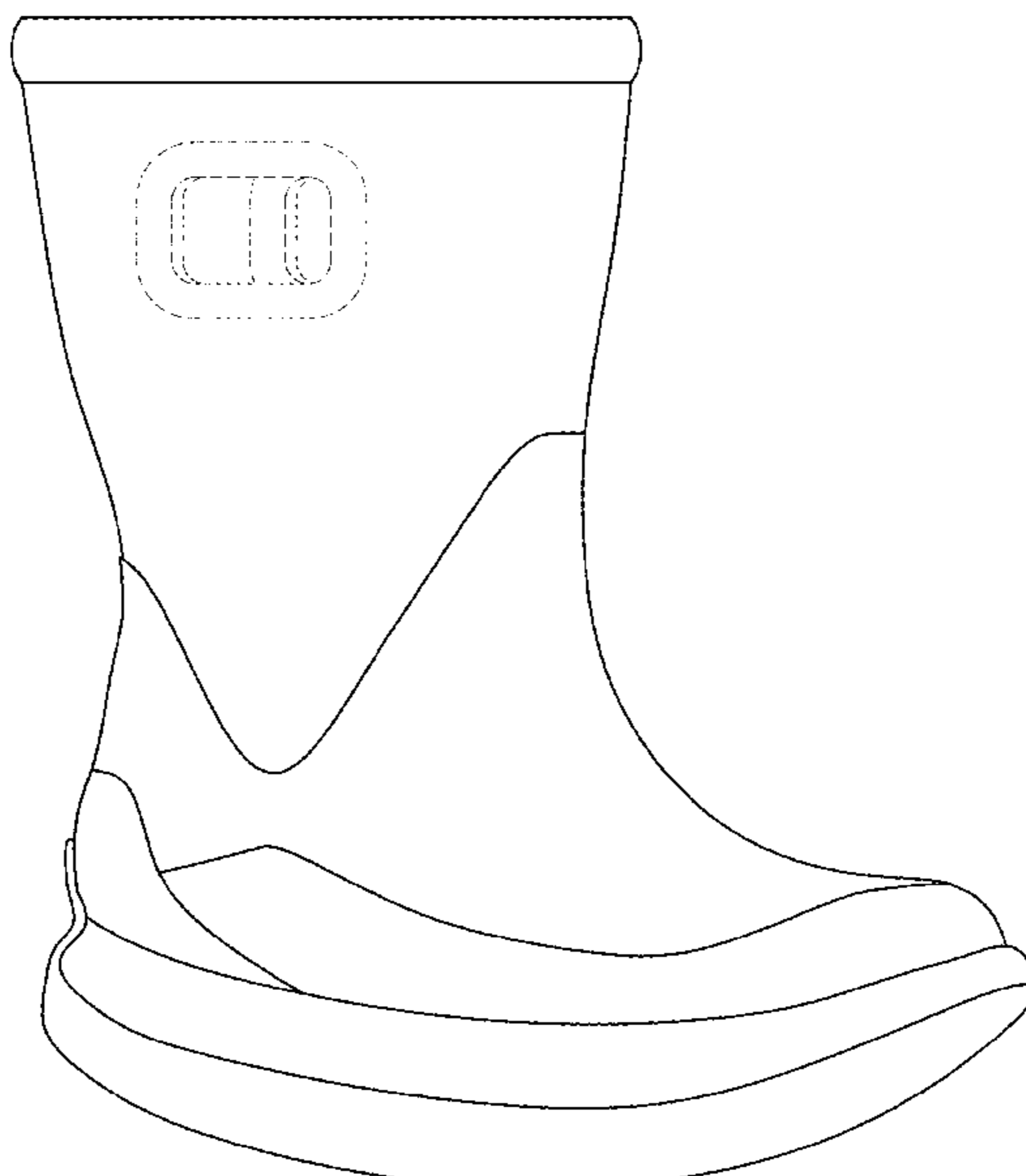
FIG. 1 is a perspective view of a footwear showing my new design;  
FIG. 2 is a front view in elevation of the footwear of FIG. 1;  
FIG. 3 is a rear view in elevation of the footwear of FIG. 1;  
FIG. 4 is a right side view in elevation of the footwear of FIG. 1;  
FIG. 5 is a left side view in elevation of the footwear of FIG. 1;  
FIG. 6 is a top view in plan of the footwear of FIG. 1; and,  
FIG. 7 is a bottom view in plan of the footwear of FIG. 1.  
The above figures illustrate a footwear for a right foot. The corresponding figure for a left footed footwear is a mirror image of the right footed article of footwear. Accordingly, the figures pertaining to the left footed footwear have been omitted. The broken line illustration of environmental structure in the drawings is not part of the claimed design.

(56) **References Cited**

U.S. PATENT DOCUMENTS

D319,139 S 8/1991 Grilliot et al.  
5,245,767 A \* 9/1993 Morin ..... A43B 3/0031  
36/1  
D380,592 S \* 7/1997 Whittington ..... D2/910  
D477,454 S \* 7/2003 Shattuck ..... D2/905  
D481,862 S \* 11/2003 Urie ..... D2/970  
D593,311 S \* 6/2009 del Biondi ..... D2/910  
D645,653 S 9/2011 Cook  
D672,944 S \* 12/2012 Gavitt ..... D2/910  
D677,457 S \* 3/2013 Spring ..... D2/970  
D677,458 S \* 3/2013 Denniston ..... D2/910

**1 Claim, 7 Drawing Sheets**



(56)

**References Cited**

U.S. PATENT DOCUMENTS

2010/0024254 A1 2/2010 Combs  
2014/0360051 A1 12/2014 Coulter et al.

FOREIGN PATENT DOCUMENTS

CN 203234107 U 10/2013  
DE 20315725 U1 1/2004

\* cited by examiner

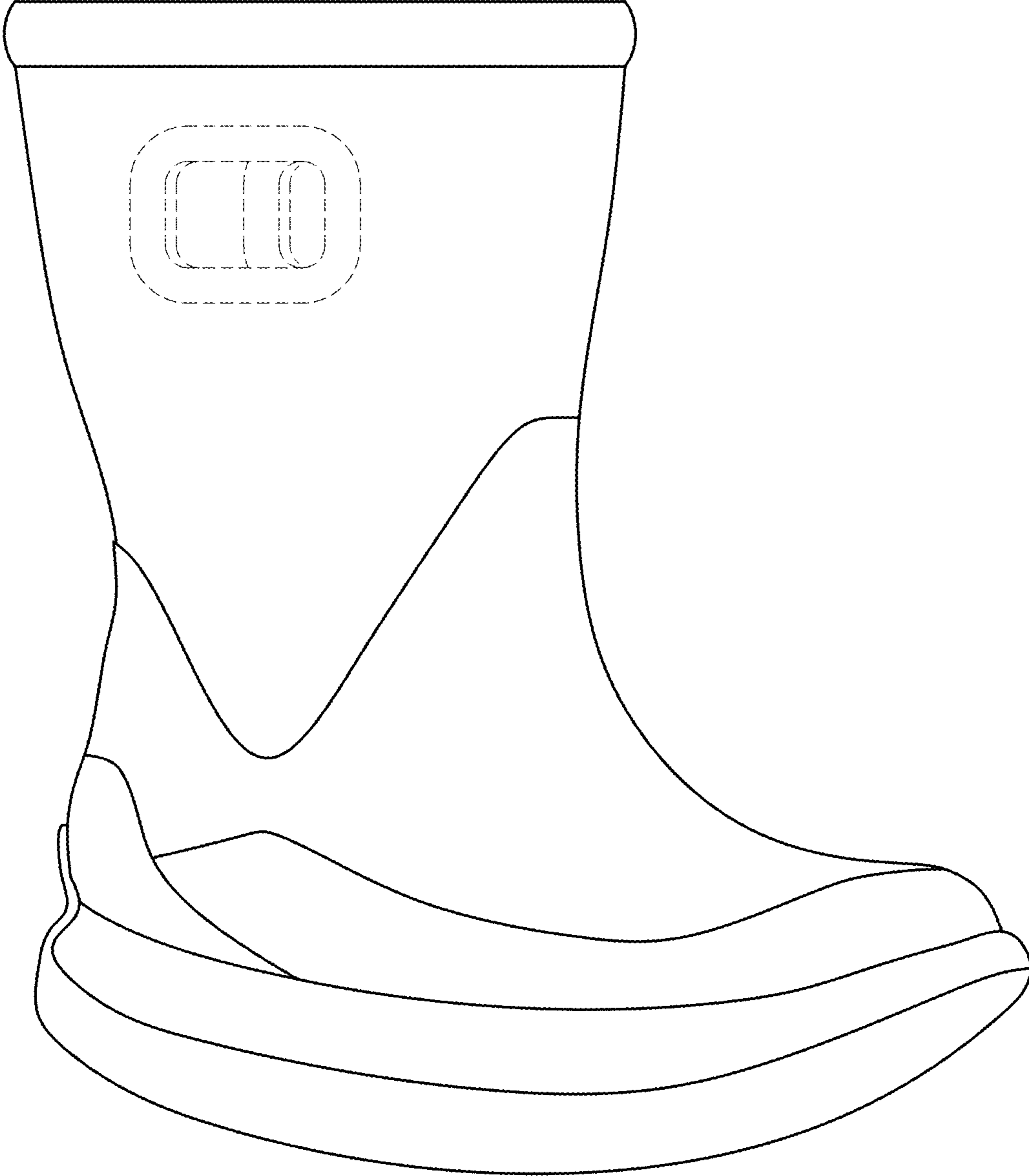


FIG.1

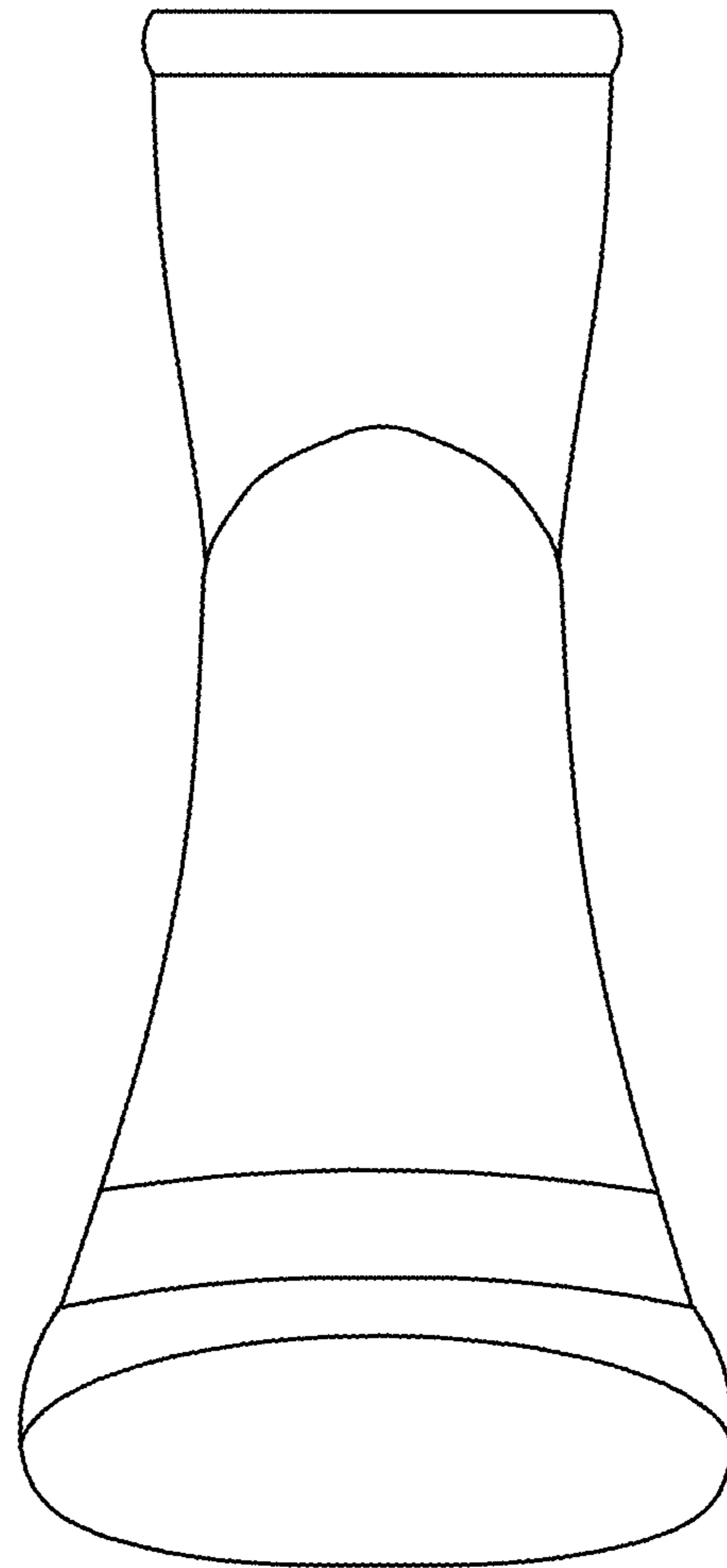


FIG.2

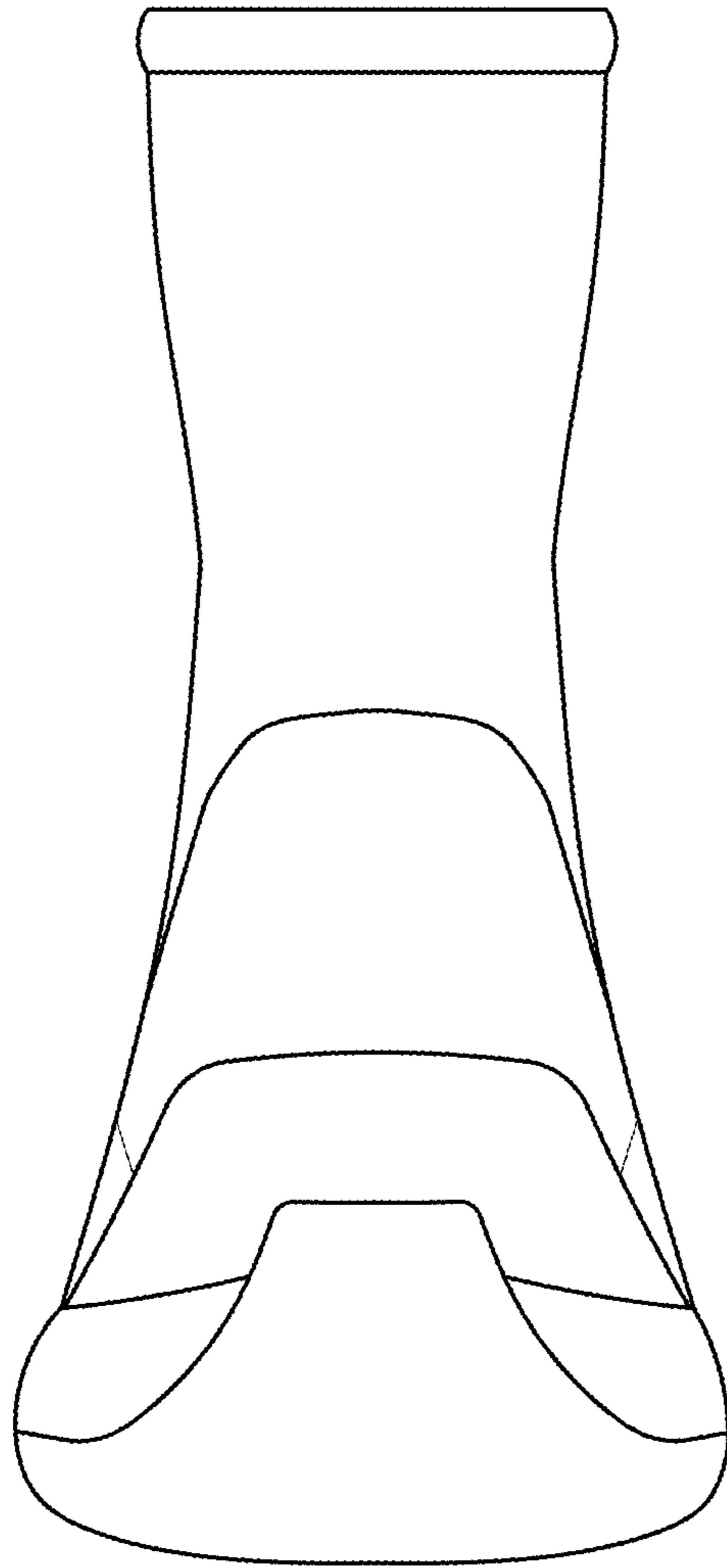


FIG.3




FIG.4

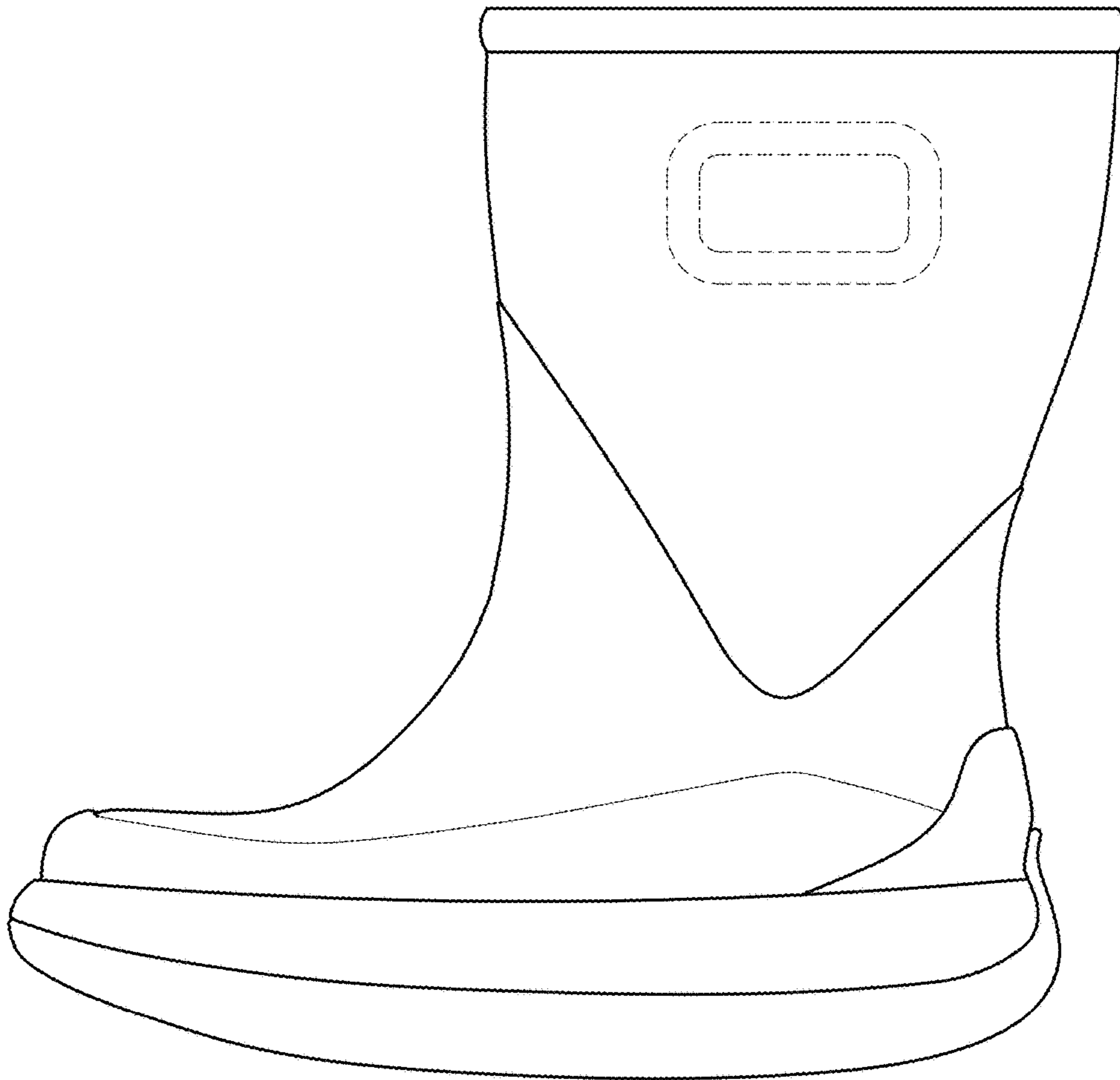


FIG.5

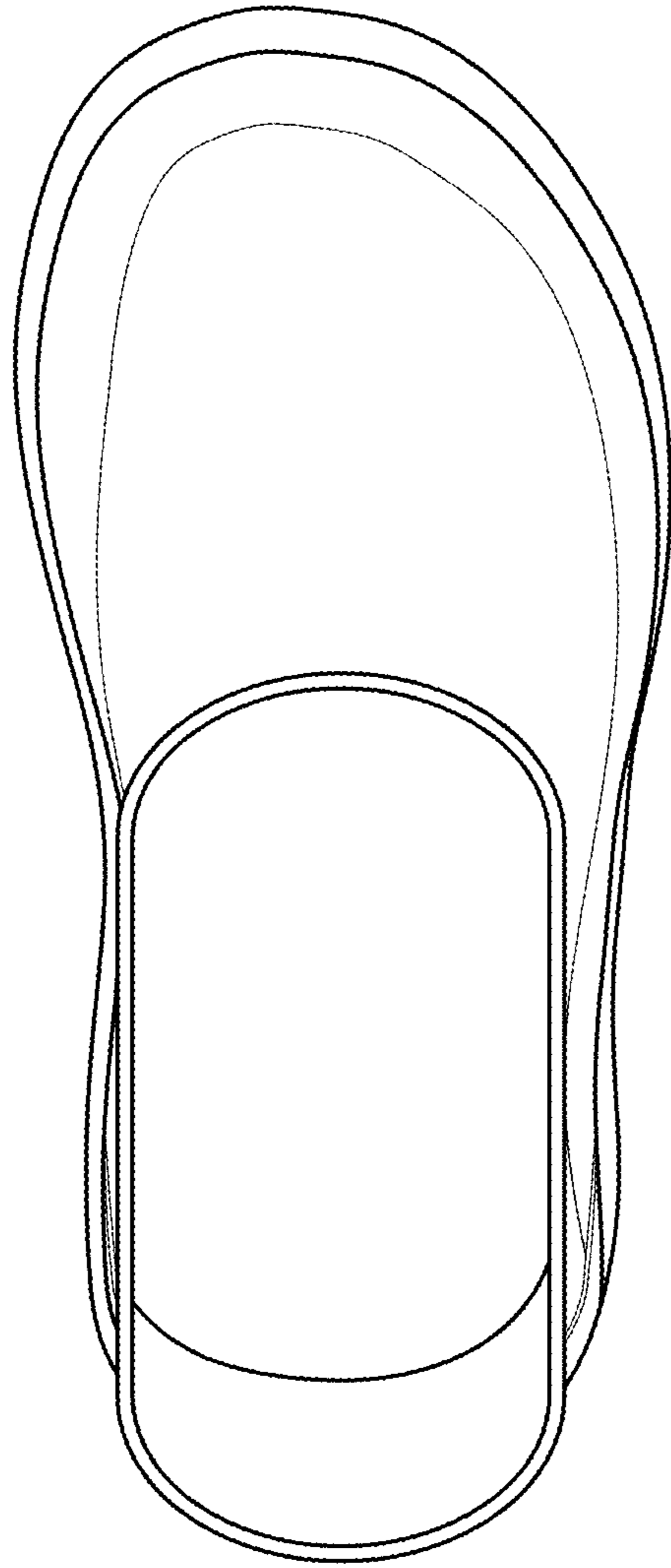


FIG.6



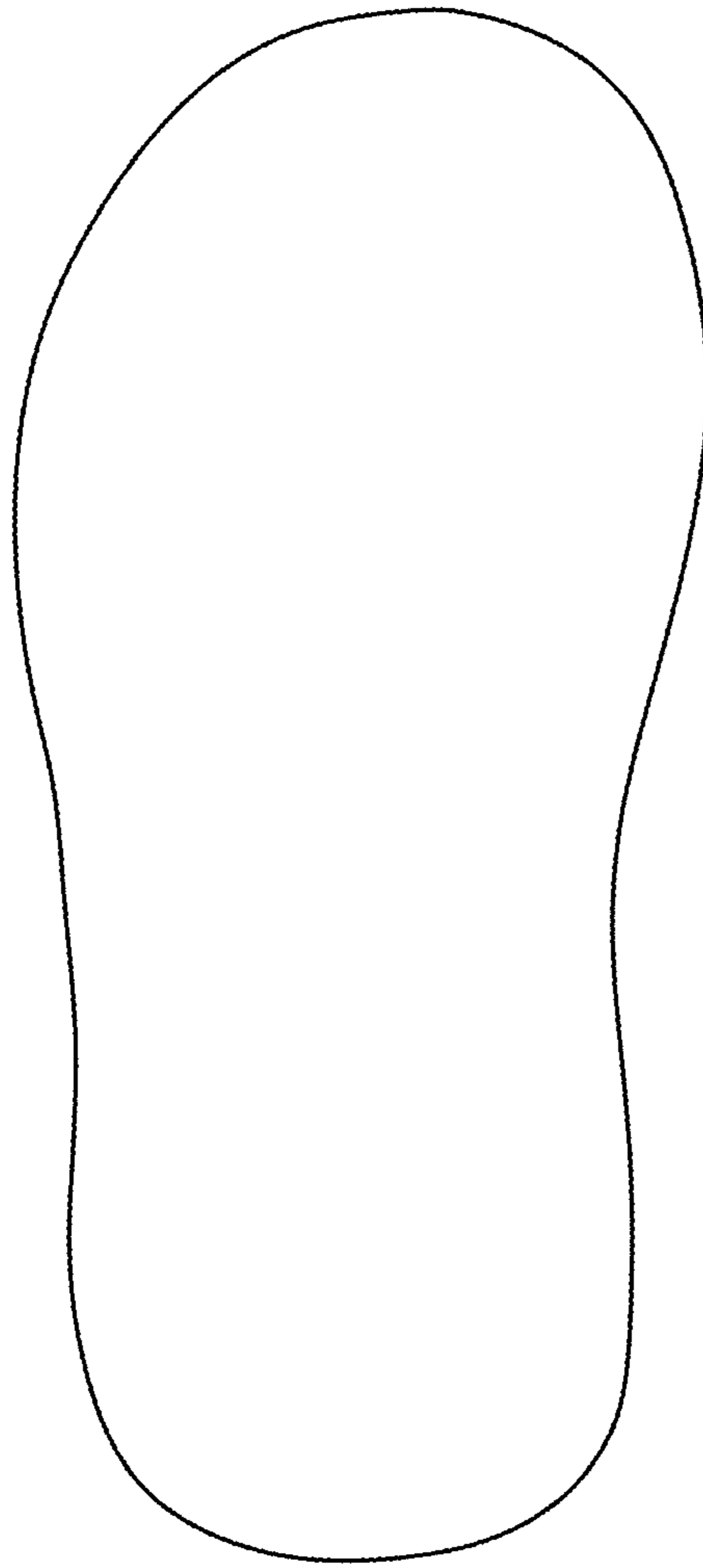


FIG.7