



US00D785903S

(12) **United States Design Patent**
Chaleangsak

(10) **Patent No.:** **US D785,903 S**

(45) **Date of Patent:** **** May 9, 2017**

(54) **FRAME BRA**

(71) Applicant: **Taweepong Chaleangsak**, Cambridge, MA (US)

(72) Inventor: **Taweepong Chaleangsak**, Cambridge, MA (US)

(**) Term: **15 Years**

(21) Appl. No.: **29/546,597**

(22) Filed: **Nov. 24, 2015**

(51) **LOC (10) Cl.** **02-01**

(52) **U.S. Cl.**
USPC **D2/706**

(58) **Field of Classification Search**
USPC D2/700, 707, 706, 709, 729, 855
CPC .. A41B 9/00; A41B 9/001; A41B 9/02; A41B 9/004; A41B 17/00; A41B 2500/50; A41B 1/08; A41B 9/04; A41B 13/04; A41C 3/02

See application file for complete search history.

(56) **References Cited**

U.S. PATENT DOCUMENTS

- 2,429,680 A * 10/1947 Goddard A41C 3/0007
450/39
- 2,454,154 A * 11/1948 Glick A41C 3/0007
450/48
- D192,685 S * 5/1962 Cole D2/706
- 3,071,140 A * 1/1963 Adler A41C 3/00
450/86
- 3,726,286 A 4/1973 Wolfson
- 4,550,734 A 11/1985 Porco
- D313,290 S * 12/1990 Seering D2/701
- 5,024,628 A 6/1991 Sanchez
- D351,711 S * 10/1994 Mattson D2/706
- 6,293,844 B1 * 9/2001 Dalton A41C 3/00
450/1
- 7,300,331 B2 11/2007 Baran et al.
- D562,529 S * 2/2008 Tonsor D2/709
- D570,576 S * 6/2008 Seraceno D2/706

- D575,026 S * 8/2008 Tonsor D2/706
- D578,732 S * 10/2008 Samuels D2/639
- D578,733 S * 10/2008 Samuels D2/639
- 7,648,408 B2 1/2010 Lung
- D625,077 S * 10/2010 Lorenz D2/706

(Continued)

FOREIGN PATENT DOCUMENTS

- AU 2008902660 5/2008
- CN 2438346 7/2001

(Continued)

OTHER PUBLICATIONS

Aerie Blakely [online]. bratabase.com, 2016 [retrieved on Aug. 15, 2016]. Retrieved from the Internet:<<http://www.bratabase.com/browse/aerie/blakely-lightly-lined-racerback-bra-1791-7384/>>.*

Primary Examiner — Mary Ann Calabrese

Assistant Examiner — Sloan Rozin

(74) *Attorney, Agent, or Firm* — Gary E. Lambert; David J. Connaughton; Lambert & Associates

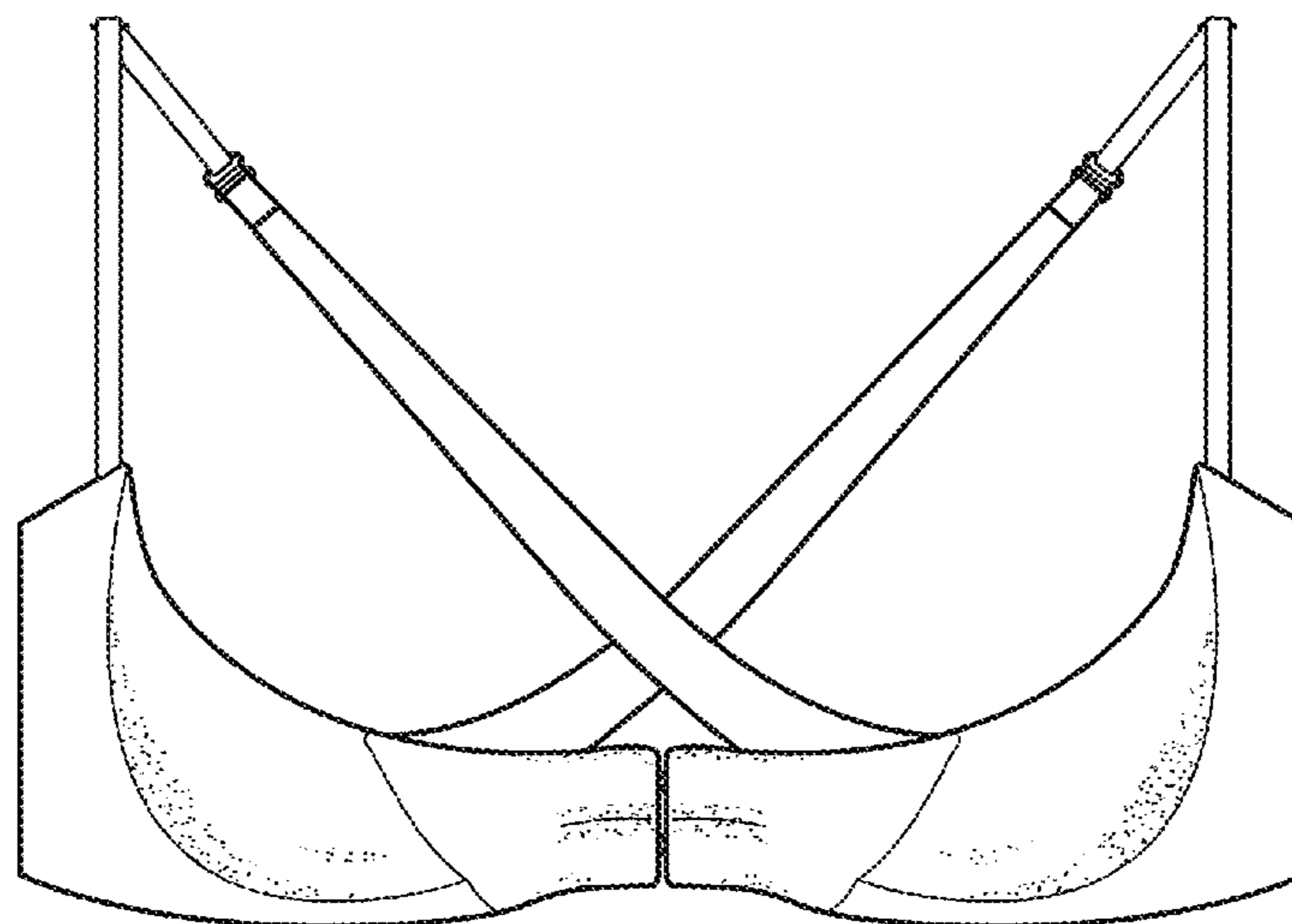
(57) **CLAIM**

The ornamental design for a frame bra, as shown and described.

DESCRIPTION

FIG. 1 is a front view of the frame bra, which embodies my design;
 FIG. 2 is a back view of the frame bra;
 FIG. 3 is a top plane view of the frame bra;
 FIG. 4 is a bottom plane view of the frame bra;
 FIG. 5 is a left side view of the frame bra;
 FIG. 6 is a right side view of the frame bra; and,
 FIG. 7 is a front view of the frame bra.
 The human figure depicted by broken lines in FIG. 7 is shown for the purpose of illustrating an environmental feature that forms no part of the claimed design.

1 Claim, 4 Drawing Sheets



(56)

References Cited

U.S. PATENT DOCUMENTS

D629,587 S * 12/2010 Tena D2/706
D632,458 S * 2/2011 Shirer D2/706
D643,594 S * 8/2011 Francucci D2/709
8,118,638 B2 2/2012 Forbes
8,585,459 B2 11/2013 Martinet et al.
D741,566 S * 10/2015 Perry D2/706
D750,868 S * 3/2016 Randall D2/707
D763,546 S * 8/2016 Randall D2/706
D765,343 S * 9/2016 Crevi D2/706
D775,452 S * 1/2017 Brownell D2/706
2005/0085160 A1 4/2005 Johnstone
2006/0089083 A1* 4/2006 Tonsor A41C 3/02
450/60

FOREIGN PATENT DOCUMENTS

CN 201479964 5/2010
WO 2010132921 11/2010

* cited by examiner

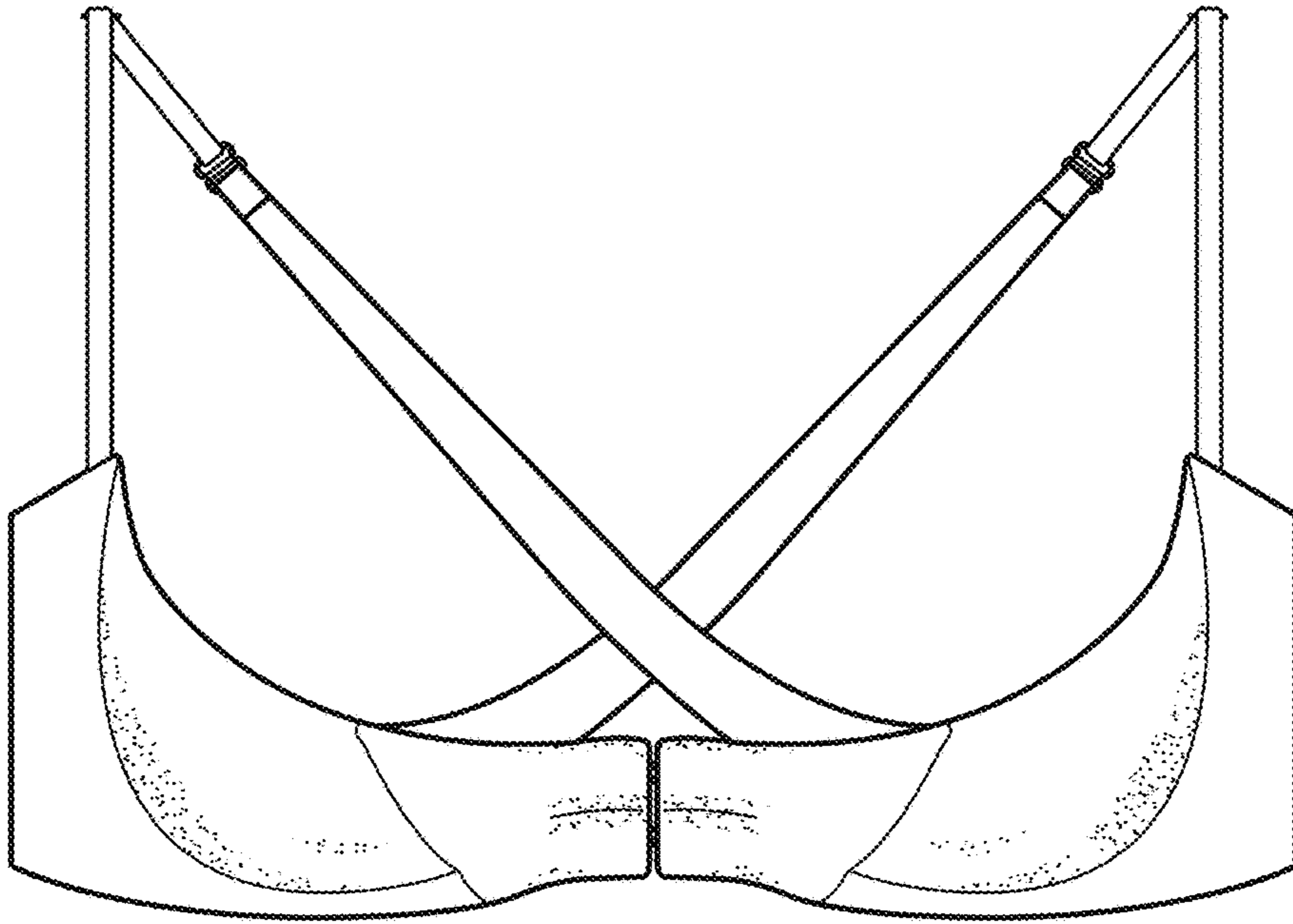


Fig. 1

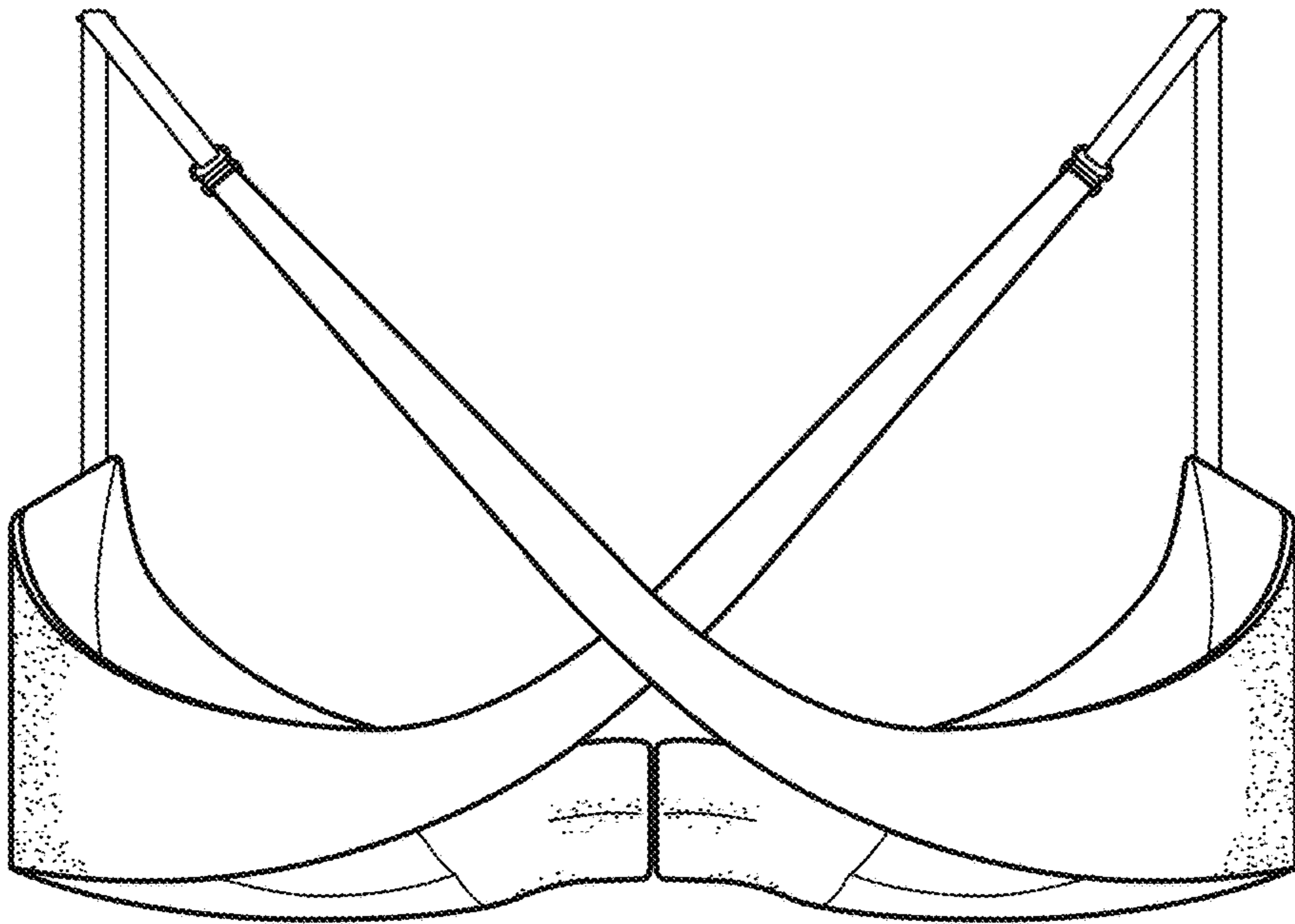


Fig. 2

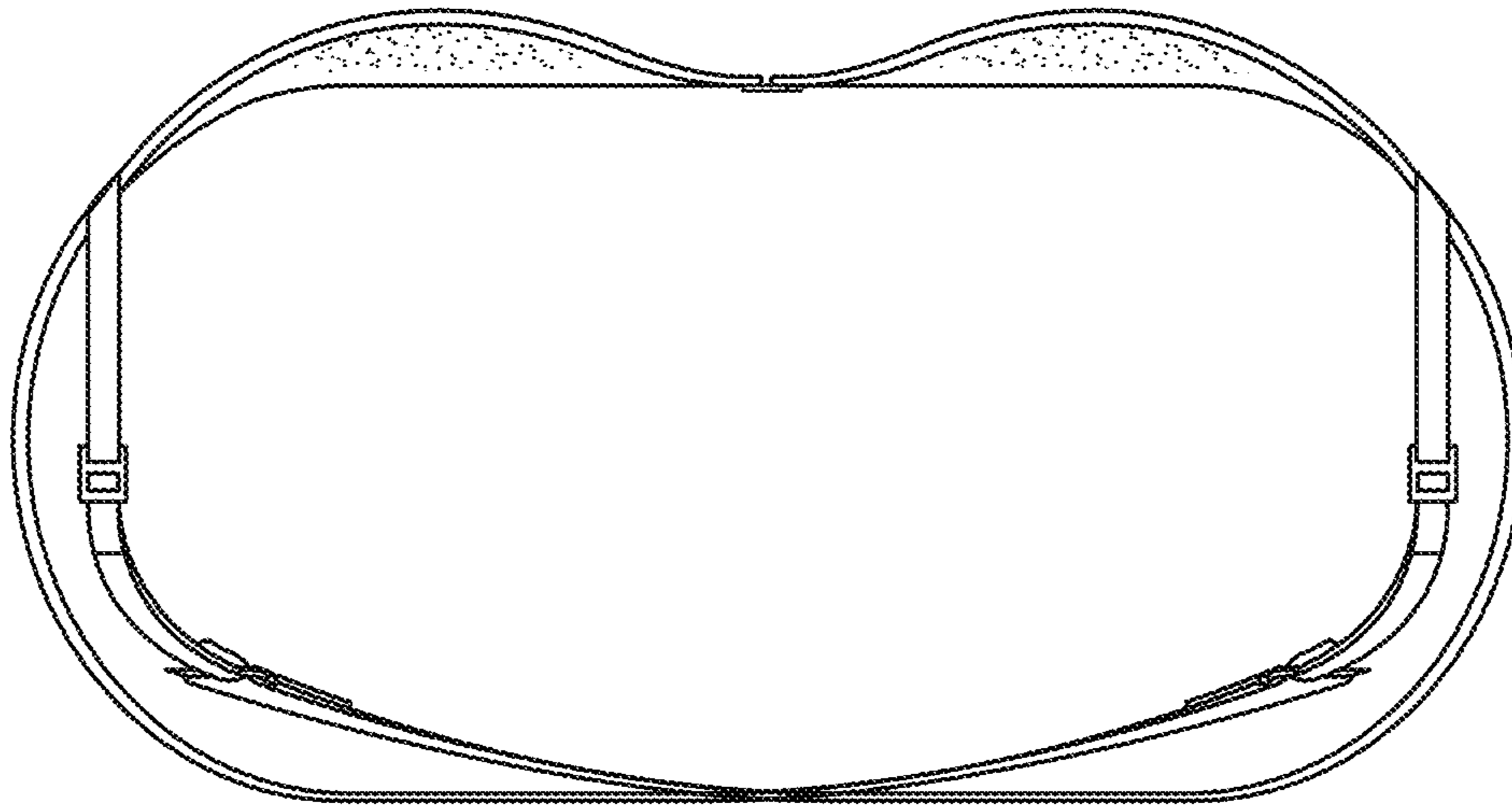


Fig. 3

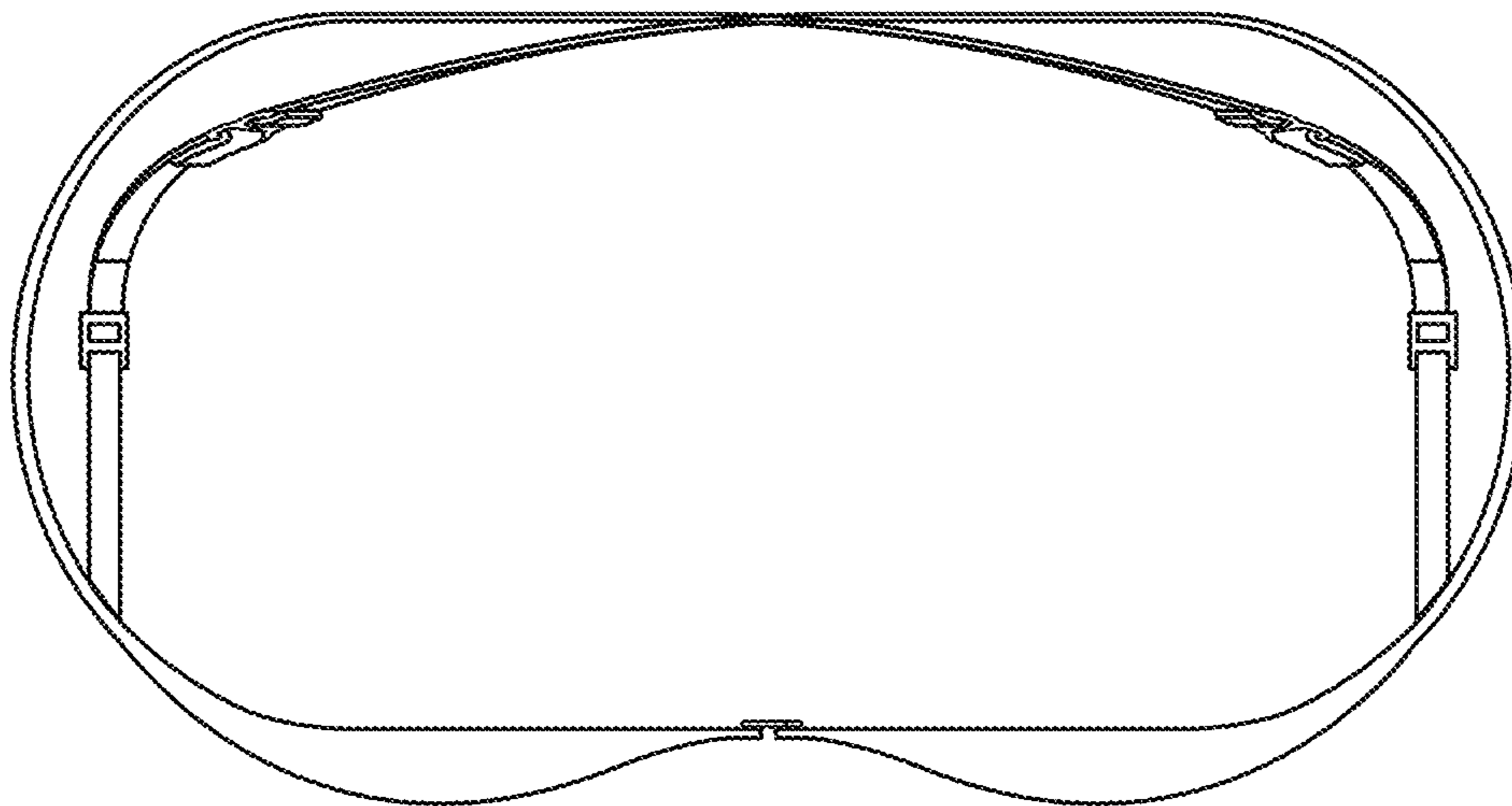


Fig. 4

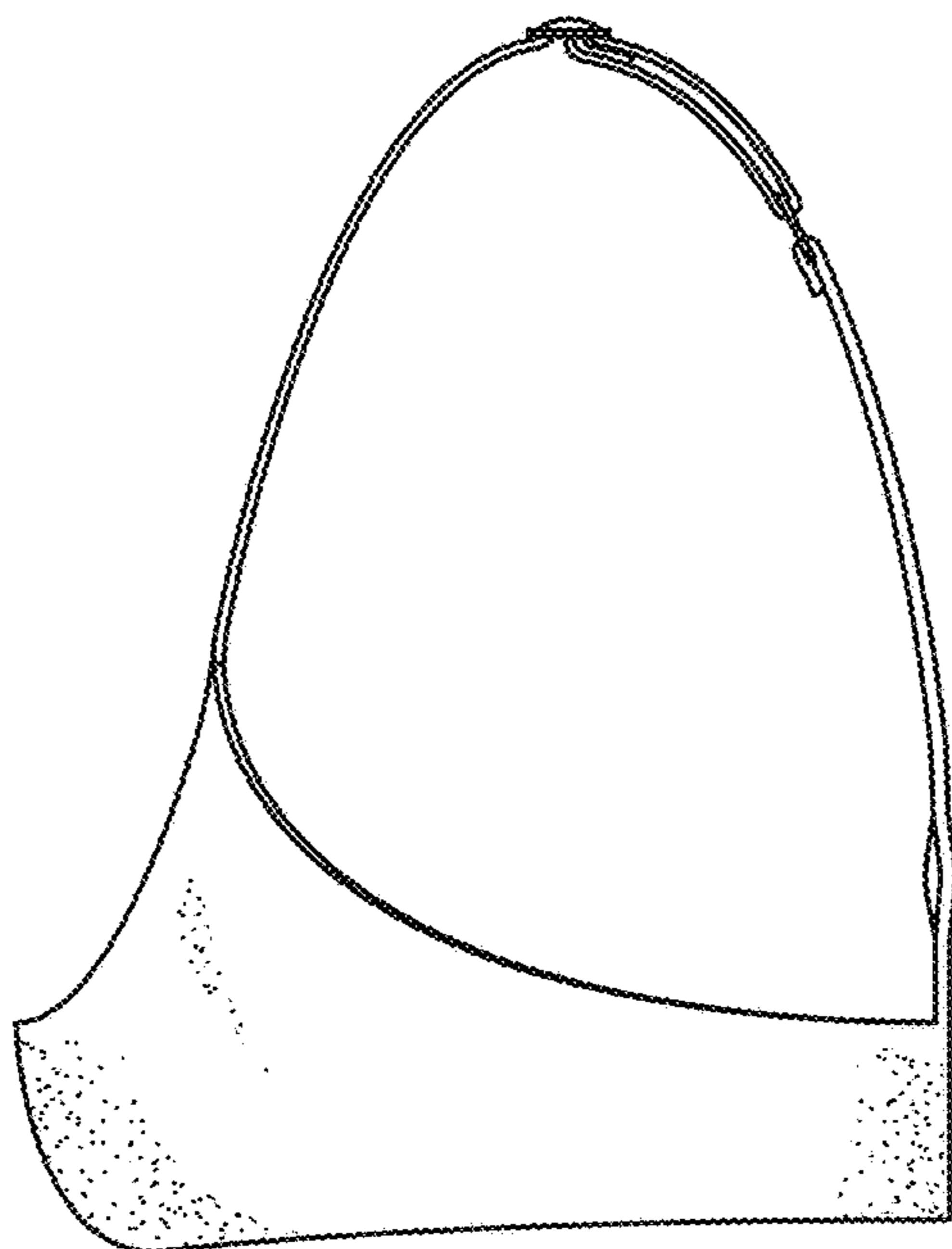


Fig. 5

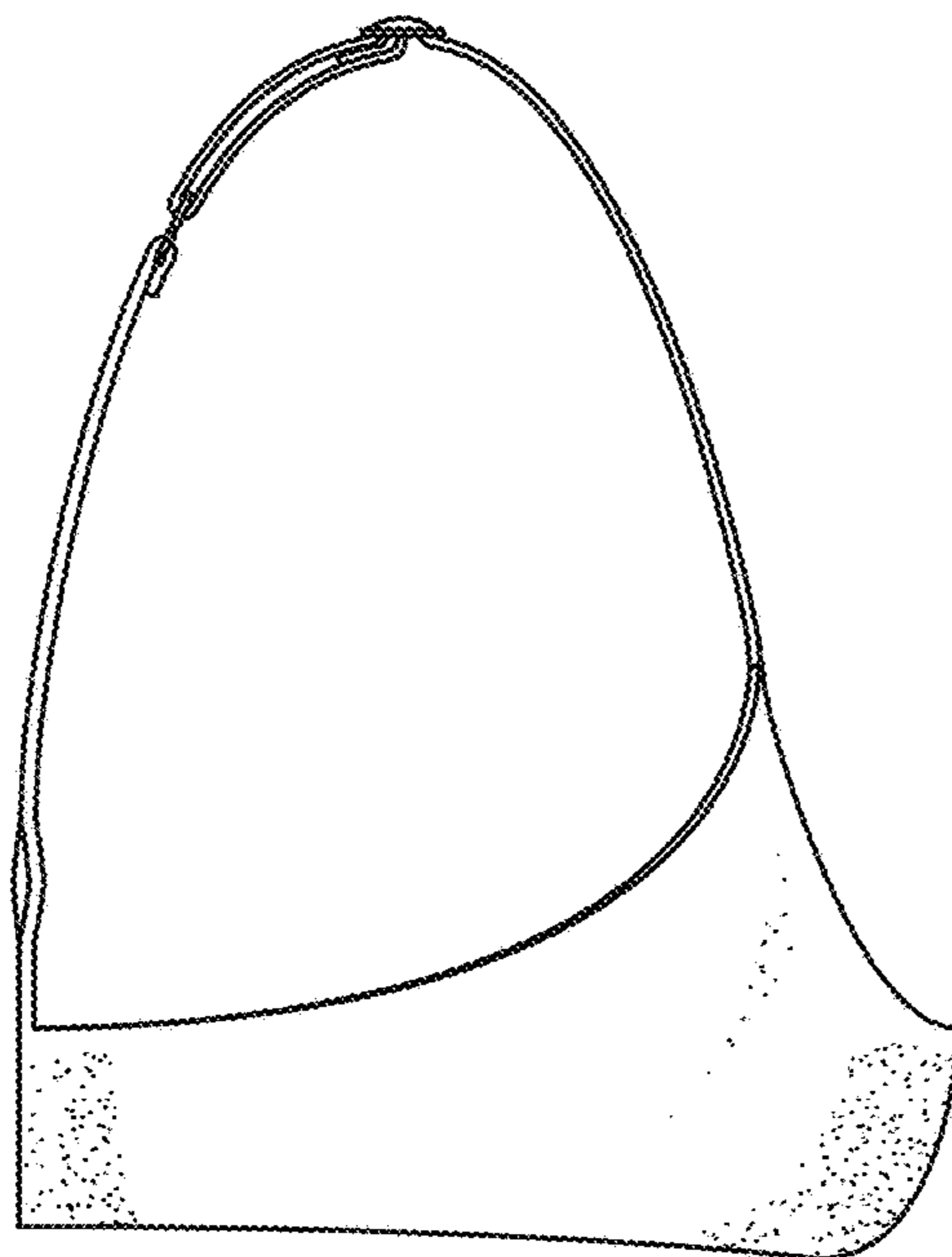


Fig. 6

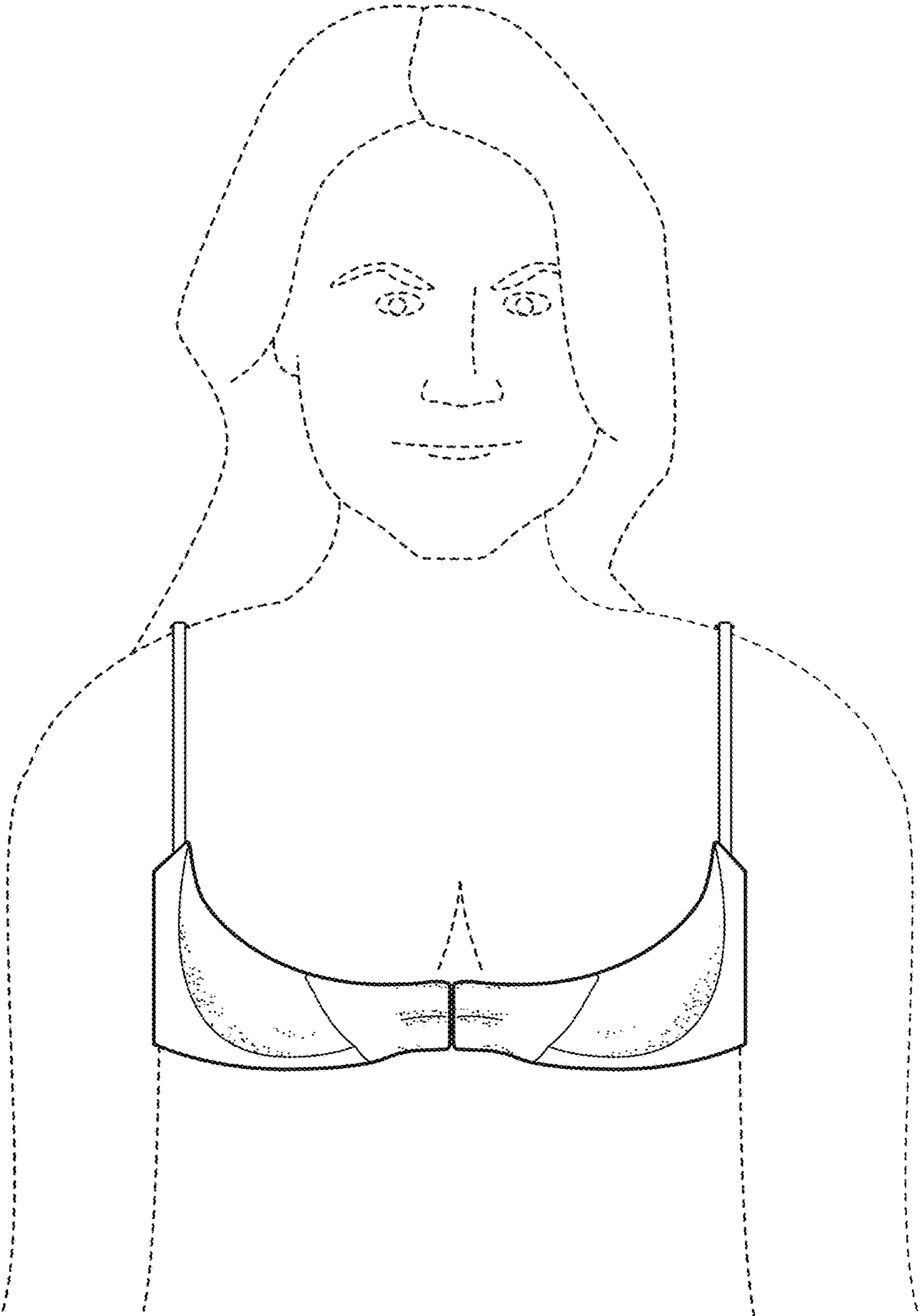


Fig. 7